

CENTRAL 70 PROJECT

Public Disclosure Administrative and Technical Proposal:
5280 CONNECTORS

VOLUME 2 | Electronic Copy | Binder 3 of 8



TRANSPARENCY | RELIABILITY | ACCOUNTABILITY | INCLUSIVITY



Volume 2 Technical Submissions Table of Contents

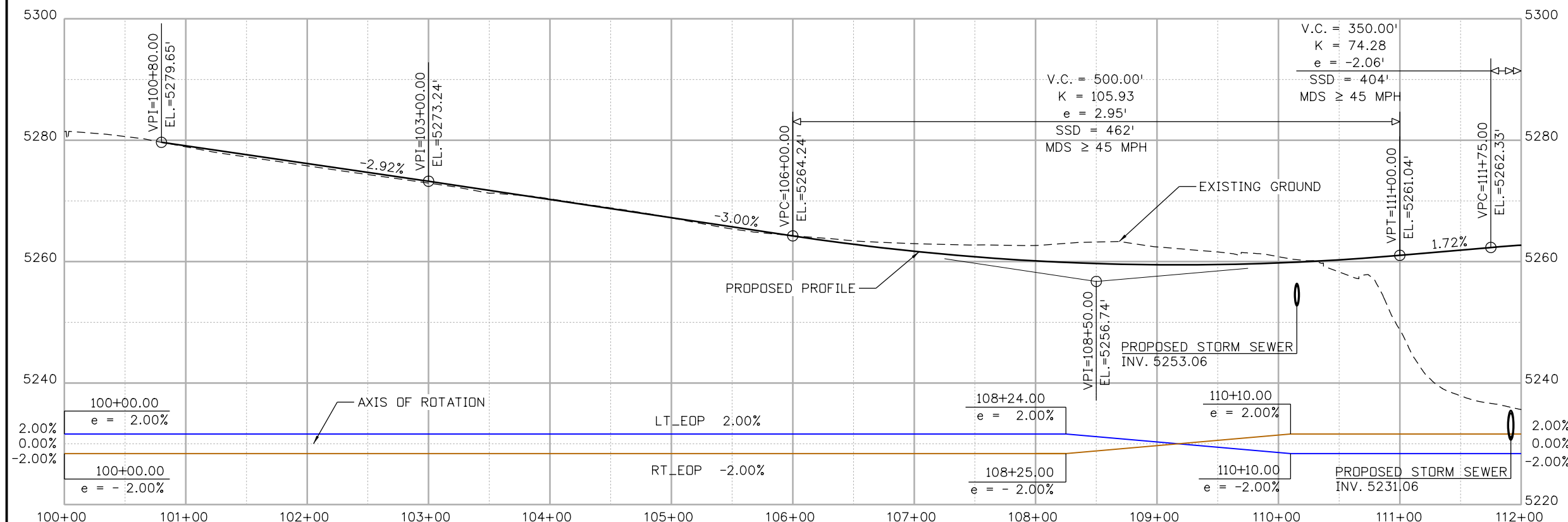
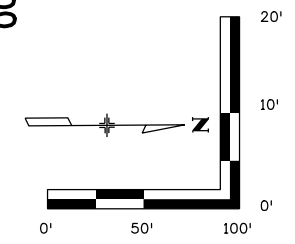
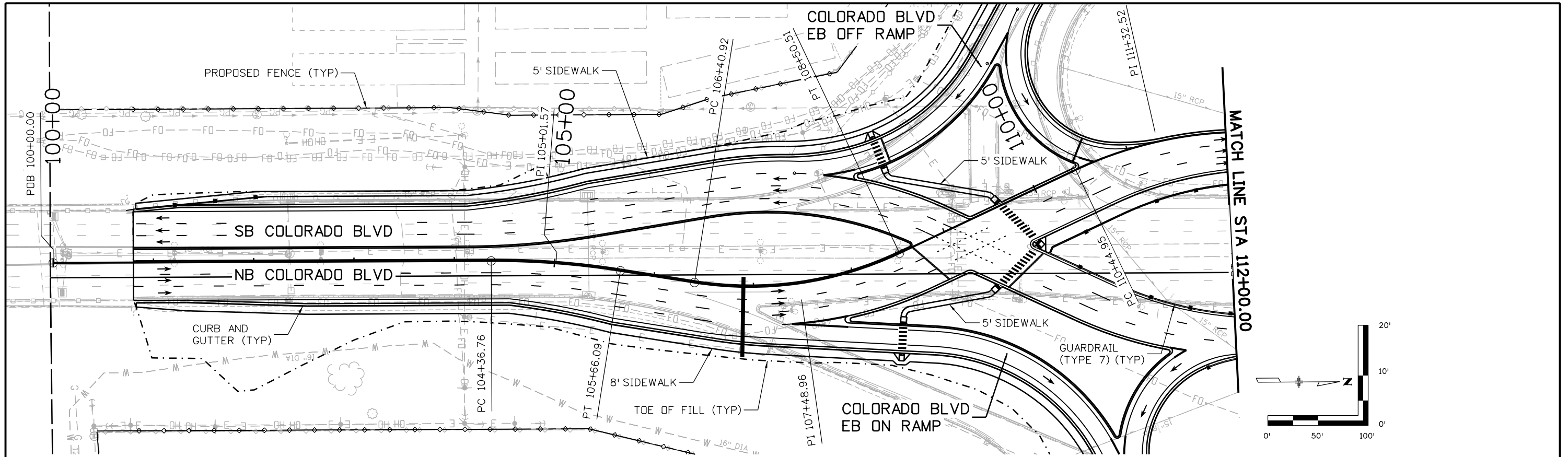
2.1	Technical Proposal	
2.1.1	Executive Summary.....	Binder 1
2.1.2	Part 1: Project Management.....	Binder 1
2.1.3	Part 2: Quality Management.....	Binder 1
2.1.4	Part 3: Maintenance of Traffic.....	Binder 1
2.1.5	Part 4: Environmental Management, Strategic Communications, Community Development Programs, Small and Disadvantaged Business Participation and Workforce Development	Binder 1
2.1.6	Part 5: Operations and Maintenance.....	Binder 1
2.1.7	Part 6: Technical Approach and Solutions.....	Binder 1
2.1.8	Appendix A: Draft Design Drawings	
	Draft Roadway Design Drawings (TS-01 TO RD-68)	Binder 2
	Draft Roadway Design Drawings (RD-69 TO XS-13)	Binder 3
	Draft Drainage Design Drawings (DN-01 TO DP-11)	Binder 3
	Draft Drainage Design Drawings (DP-12 TO GWE-01).....	Binder 4
	Draft Bridge Design Drawings	Binder 4
	Draft Cover and Swansea Elementary School Landscape and Aesthetic Design Drawings	Binder 4
	Draft Dewatering Design	Binder 4
	ATC Map	Binder 4
2.1.9	Appendix B: Draft Project Management Plan.....	Binder 5
2.1.10	Appendix C: Proposal Schedule	
	Narrative.....	Binder 5
	P6 Schedule	Binder 6
2.1.11	Appendix D: Draft Stage 1 Quality Management Plan.....	Binder 5
2.1.12.	Appendix E: Draft Stage 2 Quality Management Plan.....	Binder 5
2.1.13	Appendix F: Draft Transportation Management Plan.....	Binder 7
2.1.14	Appendix G: Draft Cover Design Baseline Report.....	Binder 7
2.1.15	Appendix H: Draft Operations Management Plan.....	Binder 7
2.1.16	Appendix I: Draft Maintenance Management Plan	Binder 7
2.1.17	Appendix J: Draft Strategic Communications Plan	Binder 7
2.1.18	Appendix K: Draft Small and Disadvantaged Business Participation Plan	Binder 7
2.1.19	Appendix L: Draft Workforce Development Plan	Binder 7
2.1.20	Appendix M: Draft Environmental Compliance Work Plan.....	Binder 7
	Envision Rating System Self-Assessment Checklist.....	Binder 7

2.2	Alternative Technical Concepts (ATCs)	
2.2.1	ATC 2.3 Colorado Interchange DDI.....	Binder 8
2.2.2	ATC 4.2 Storm Sewer Diversion	Binder 8
2.2.3	ATC 7.2 Sanitary Sewer Gravity Line.....	Binder 8
2.2.4	ATC 10.2 Elimination of PCC Joint Sealing.....	Binder 8
2.2.5	ATC 20.0 Lower Design Speed for Quebec WB Off Ramp from 45MPH to 35MPH	Binder 8
2.2.6	ATC 25.2 York Street Storm Drain Connection	Binder 8
2.2.7	ATC 27.1 Eliminating Intermediate Diaphragms for PC Girders.....	Binder 8
2.2.8	ATC 28.0 Tunnel Lighting Electrical Drivers	Binder 8
2.2.9	ATC 29.1 Vasquez EB DMS	Binder 8
2.2.10	ATC 30.1 DMS Median Access	Binder 8
2.2.11	ATC 31.2 Cover Buildings Configuration.....	Binder 8
2.2.12	ATC 32.0 Precast Concrete FIB Girders (Florida I-Beams).....	Binder 8
2.2.13	ATC 36.0 Drainage CCD Storm Interceptor Pipes at Forest and Grape St.	Binder 8
2.2.14	ATC 37.2 North Steele Vasquez Interchange.....	Binder 8
2.2.15	ATC 40.1 Harmonic Action of Structure for Loading.....	Binder 8
2.2.16	ATC 41.1 Reduced Portal Architectural Requirements	Binder 8
2.2.17	ATC 42.0 T-Wall Backfill.....	Binder 8
2.2.18	ATC 44.0 Tunnel Fiber Glass Conduit	Binder 8

2.1.8 APPENDIX A: DRAFT DESIGN DRAWINGS

DRAFT DESIGN DRAWINGS

MSCHWAB 3:42:40 PM p:\p\APPD\A001\NorthCentral_Dmaha\Documents\424981\MKT60000083066\6.0_CAD_BIM\6.2_Work\In_Progress\6.2.3_Design\Drawings\1963IDES_PnP-RD-69.dgn



Print Date: 5/24/2017
 File Name: 1963IDES_PnP-RD-69.dgn
 Scale: 1:100

Sheet Revisions		
Date:	Comments	Init.

Colorado Department of Transportation

 2000 South Holly Street
 Denver, CO 80222
 Phone: 303-757-9295 FAX: 303-757-9963
 Region 1
 JKE

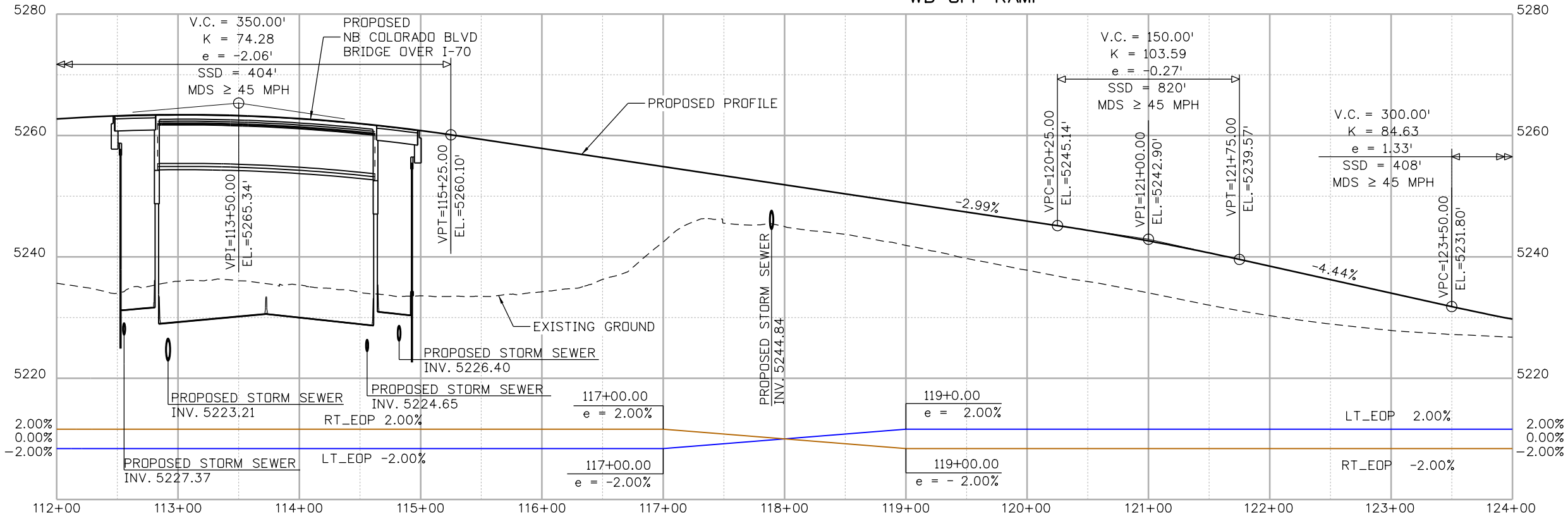
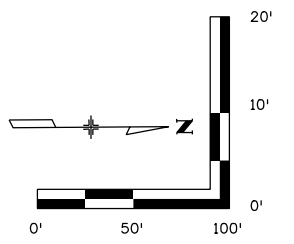
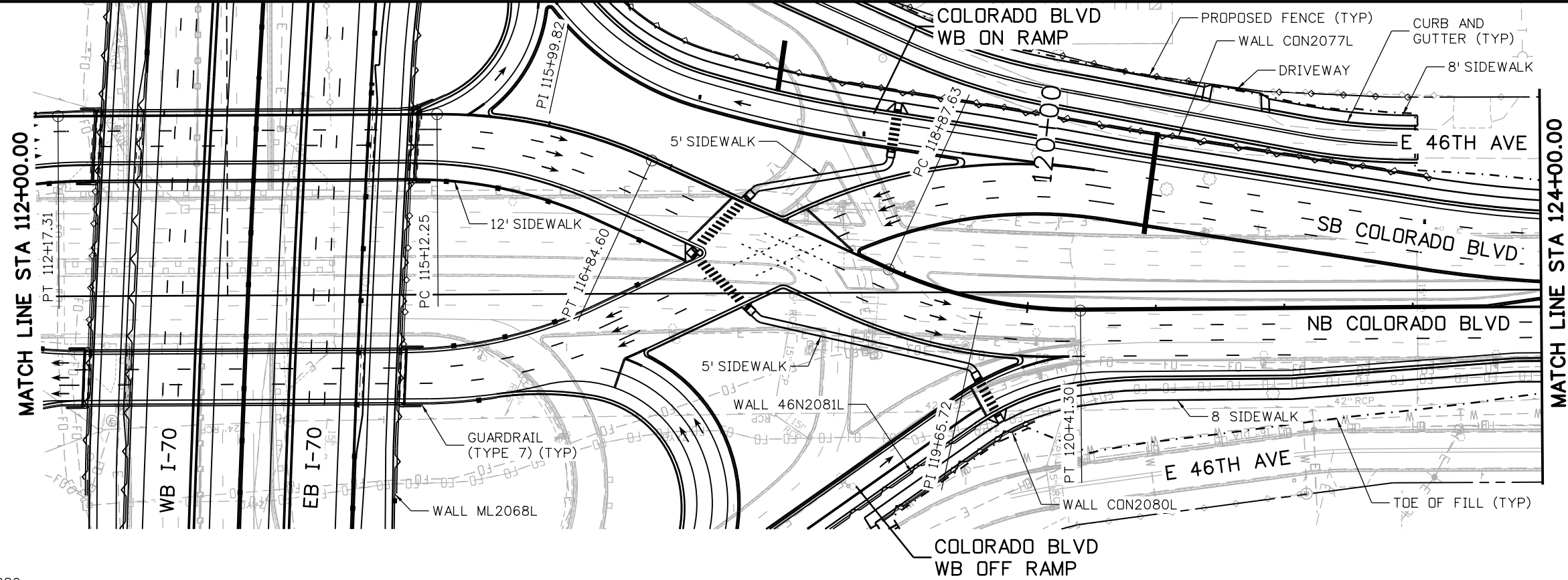
As Constructed
 No Revisions:
 Revised:
 Void:

I-70
 NB COLORADO BLVD
 STA 100+00 TO STA 112+00
 Designer: D. HYMAS
 Detailer: M. SCHWAB
 Sheet Subset: ROADWAY
 Structure Numbers
 Subset Sheets: 69 of 165

Project No./Code
 FBR 0704-234
 19631
 Sheet Number RD-69



MSCHWAB 3:42:51 PM p:\p\APP\MA01\NorthCentral\Omaha\Documents\424981\WKTG0000083066\6_0_CAD_BIM\6.2_Work_In_Progress\6.2.3_Design\Drawings\19631DES_PnP-RD-70.dgn

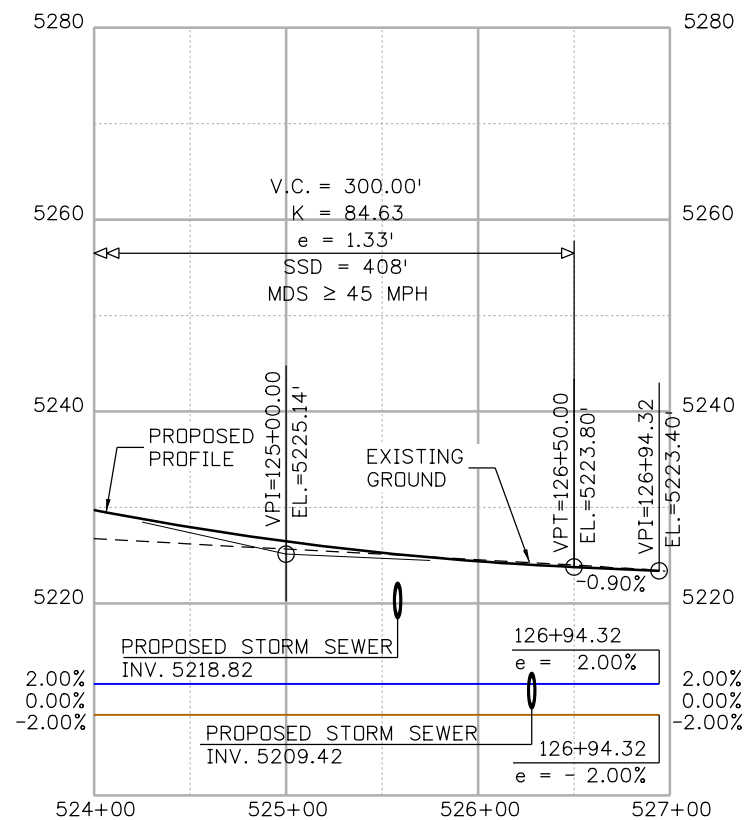
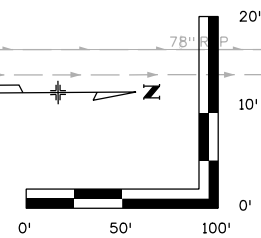
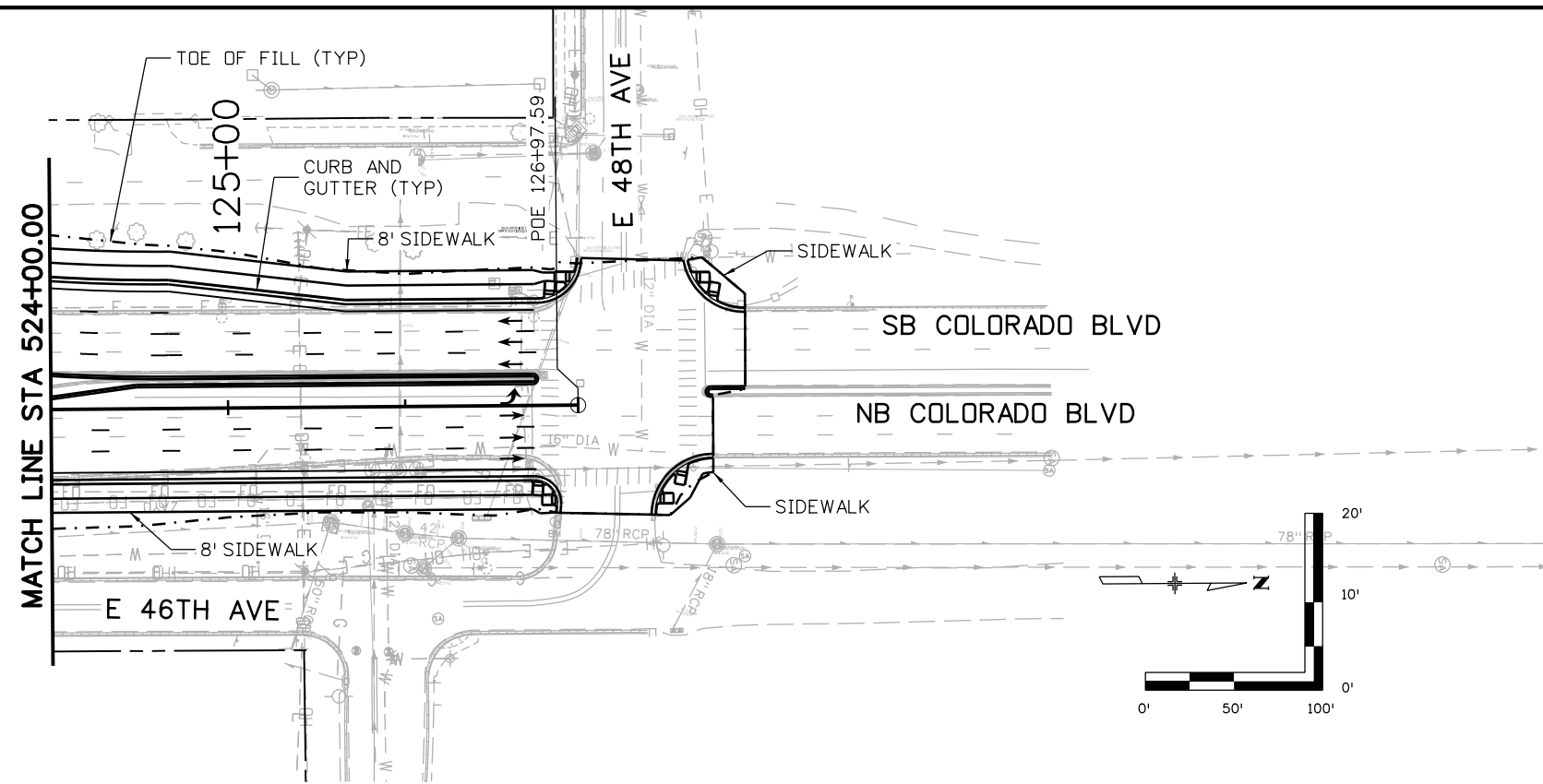


Print Date: 5/24/2017 File Name: 19631DES_PnP-RD-70.dgn Scale: 1:100	Sheet Revisions <table border="1" style="width: 100%; border-collapse: collapse;"> <thead> <tr> <th>Date:</th> <th>Comments</th> <th>Init.</th> </tr> </thead> <tbody> <tr><td> </td><td> </td><td> </td></tr> <tr><td> </td><td> </td><td> </td></tr> <tr><td> </td><td> </td><td> </td></tr> </tbody> </table>	Date:	Comments	Init.										Colorado Department of Transportation 2000 South Holly Street Denver, CO 80222 Phone: 303-757-9295 FAX: 303-757-9963 Region 1	As Constructed No Revisions: Revised: Void:	I-70 NB COLORADO BLVD STA 112+00 TO STA 124+00 Designer: D. HYMAS Detailer: M. SCHWAB Sheet Subset: ROADWAY	Project No./Code FBR 0704-234 19631 Sheet Number RD-70
Date:	Comments	Init.															



0000

MSCHWAB 3:43:02 PM p:\p\APP\DMA001\NorthCentral_Dmaha\Documents\424981\MKT600000083066\6.0_CAD_BIM\6.2_Work\In_Progress\6.2.3_Design\Drawings\1963IDES_PnP-RD-71.dgn



Print Date: 5/24/2017

File Name: 19631DES_PnP-RD-71.dgn

Scale: 1:100

Sheet Revisions

Date:	Comments	Init.

Colorado Department of Transportation



2000 South Holly Street
Denver, CO 80222
Phone: 303-757-9295 FAX: 303-757-9963

Region 1

JKE

As Constructed

No Revisions:

Revised:

Void:

I-70
NB COLORADO BLVD
STA 124+00 TO STA 126+98

Designer:	D. HYMAS	Structure Numbers	
Detailer:	M. SCHWAB		
Sheet Subset:	ROADWAY	Subset Sheets:	71 of 165

Project No./Code

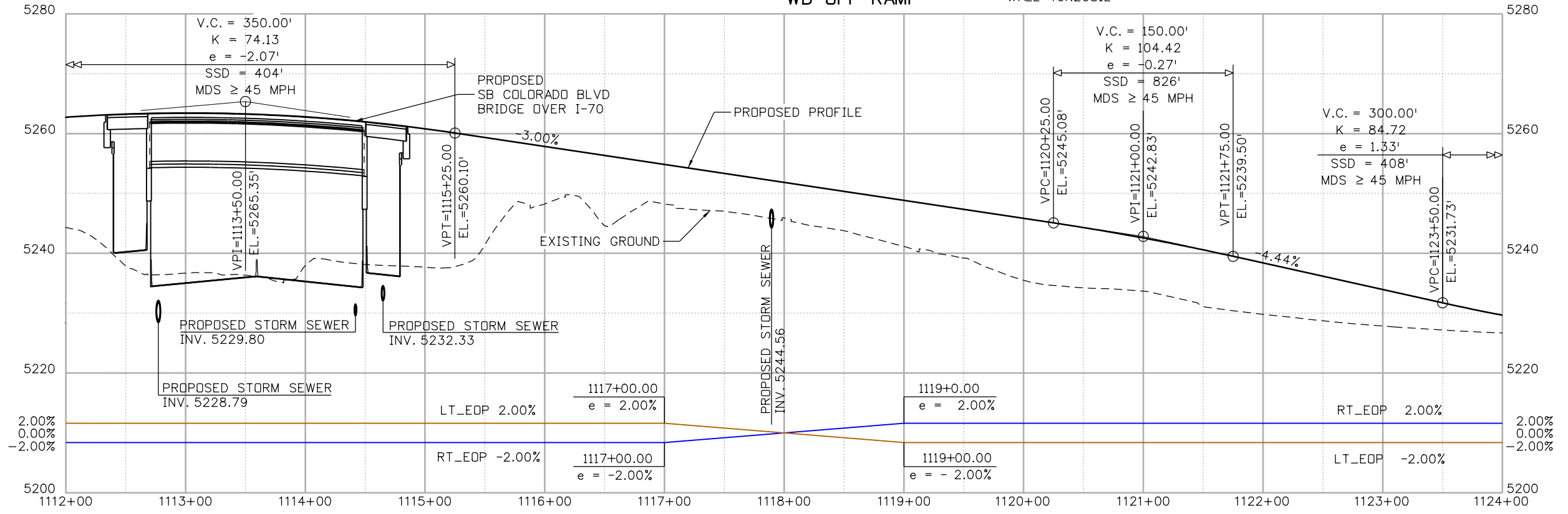
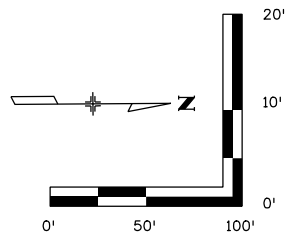
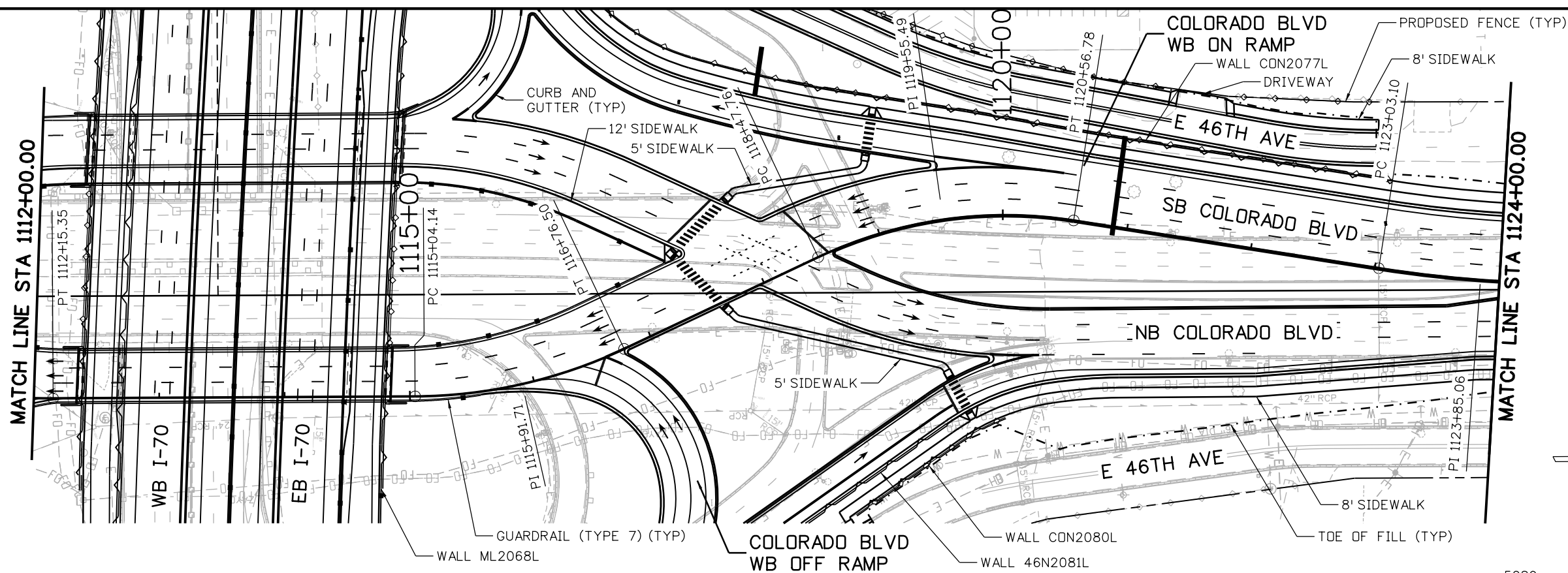
FBR 0704-234

19631

Sheet Number RD-71



MSCHWAB 3:43:25 PM p:\P\APP\DMA001\NorthCentral_Dmaha\Documents\424981\MKT60000083066\6.0_CAD_BIM\6.2_Work_In_Progress\6.2.3_Design\Drawings\19631DES_PnP-RD-73.dgn



Print Date: 5/24/2017
 File Name: 19631DES_PnP-RD-73.dgn
 Scale: 1:100

Sheet Revisions		
Date:	Comments	Init.

Colorado Department of Transportation

 2000 South Holly Street
 Denver, CO 80222
 Phone: 303-757-9295 FAX: 303-757-9963
 Region 1 JKE

As Constructed
 No Revisions:
 Revised:
 Void:

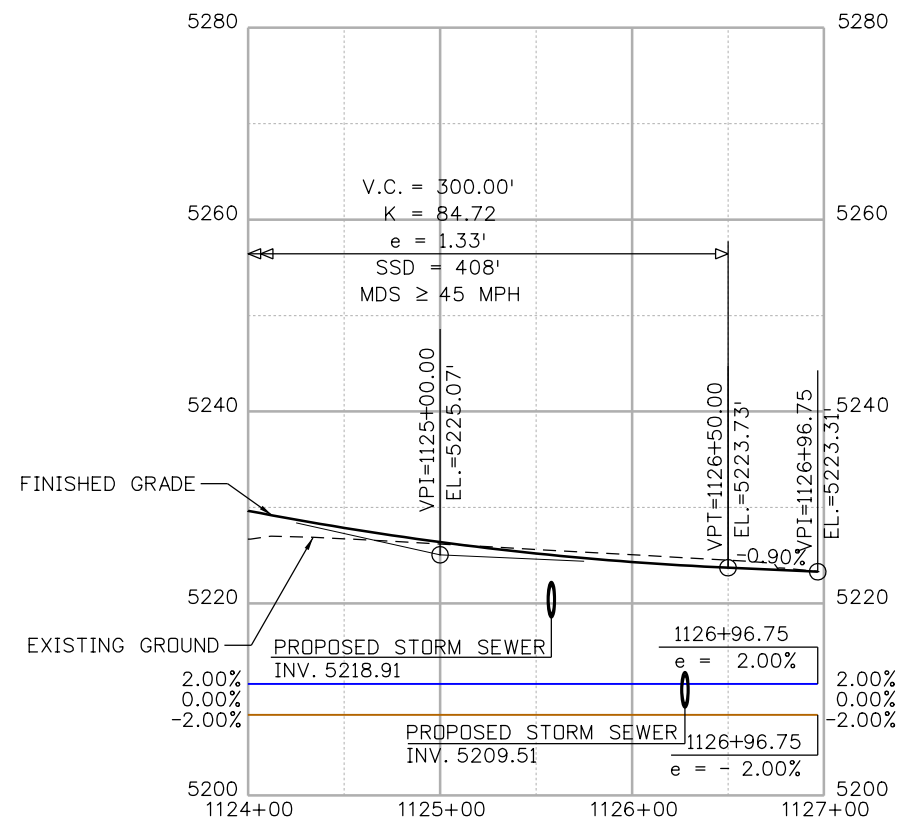
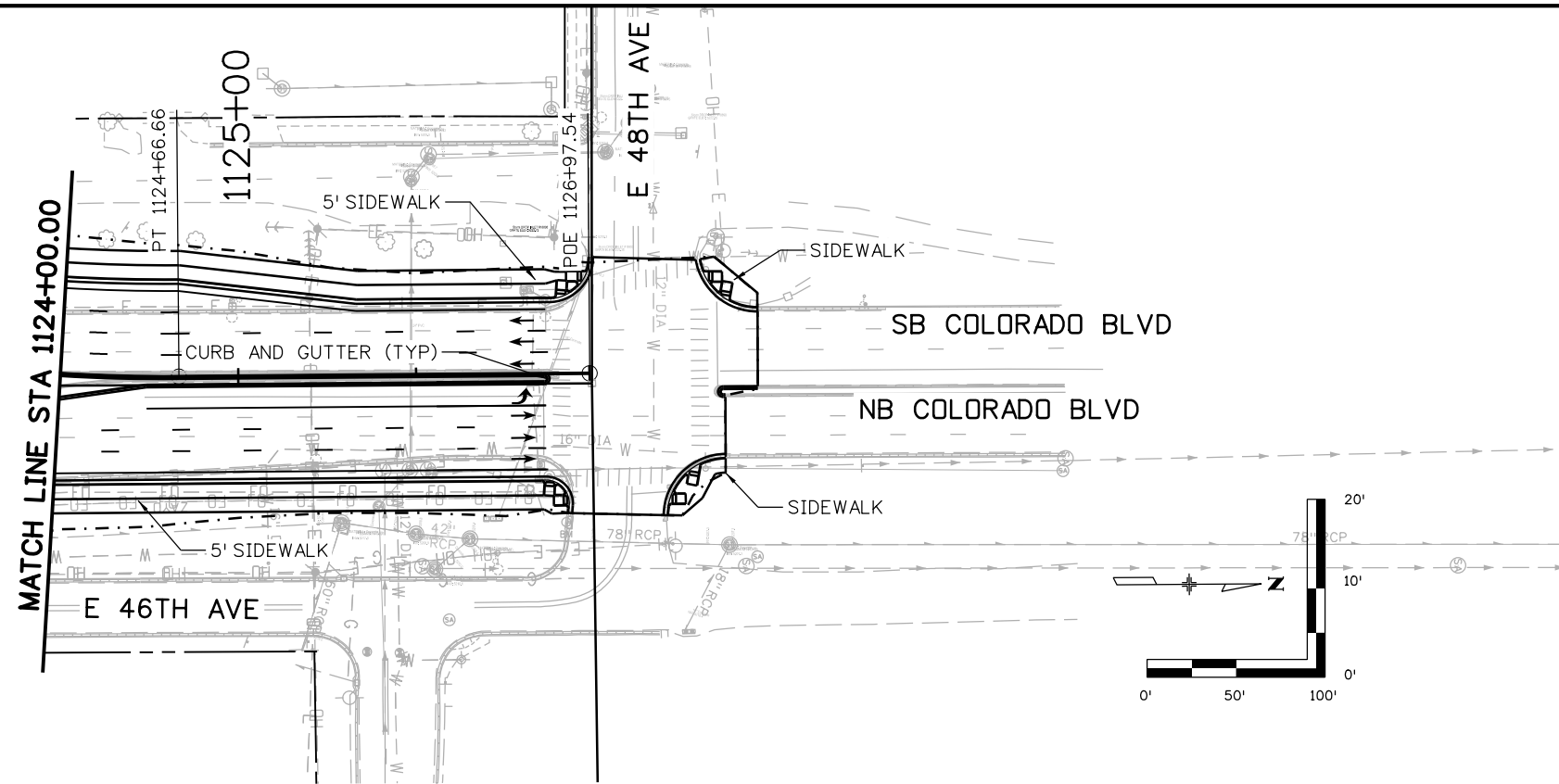
I-70
 SB COLORADO BLVD
 STA 112+00 TO STA 1124+00

Designer: D. HYMAS	Structure Numbers
Detailer: M. SCHWAB	
Sheet Subset: ROADWAY	Subset Sheets: 73 of 165

Project No./Code
 FBR 0704-234
 19631
 Sheet Number RD-73



MSCHWAB 3:43:38 PM p:\p\APP\DMA001\NorthCentral_Dmaha\Documents\424981\MKT60000083066\6.0_CAD_BIM\6.2_Work_In_Progress\6.2.3_Design\Drawings\19631DES_PnP-RD-74.dgn



Print Date: 5/24/2017

File Name: 19631DES_PnP-RD-74.dgn

Scale: 1:100

Sheet Revisions

Date:	Comments	Init.

Colorado Department of Transportation



2000 South Holly Street
Denver, CO 80222
Phone: 303-757-9295 FAX: 303-757-9963

Region 1

JKE

As Constructed

No Revisions:

Revised:

Void:

I-70
SB COLORADO BLVD
STA 1124+00 TO STA 1126+98

Designer: D. HYMAS
Detailer: M. SCHWAB

Sheet Subset: ROADWAY

Structure
Numbers

Subset Sheets: 74 of 165

Project No./Code

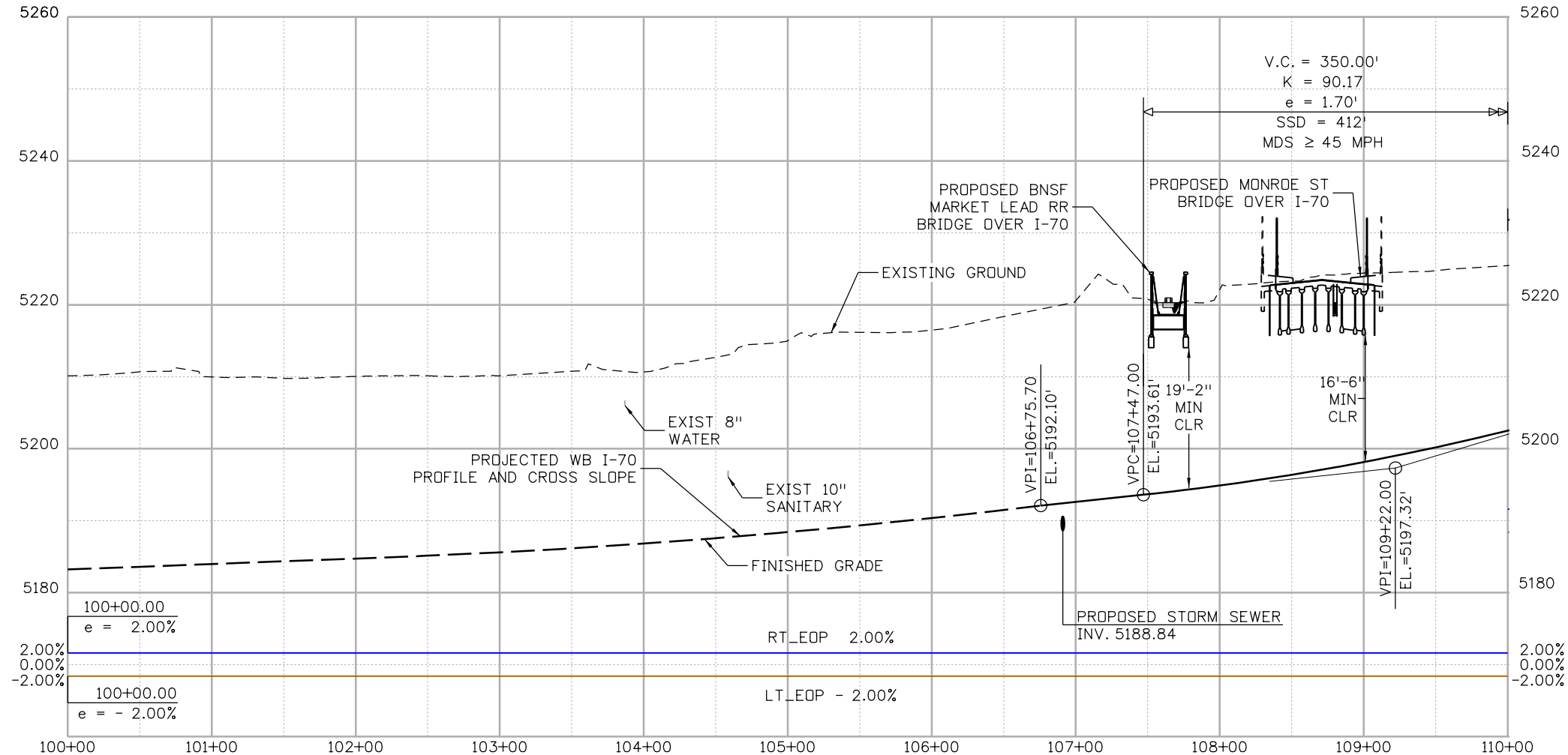
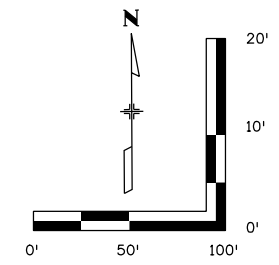
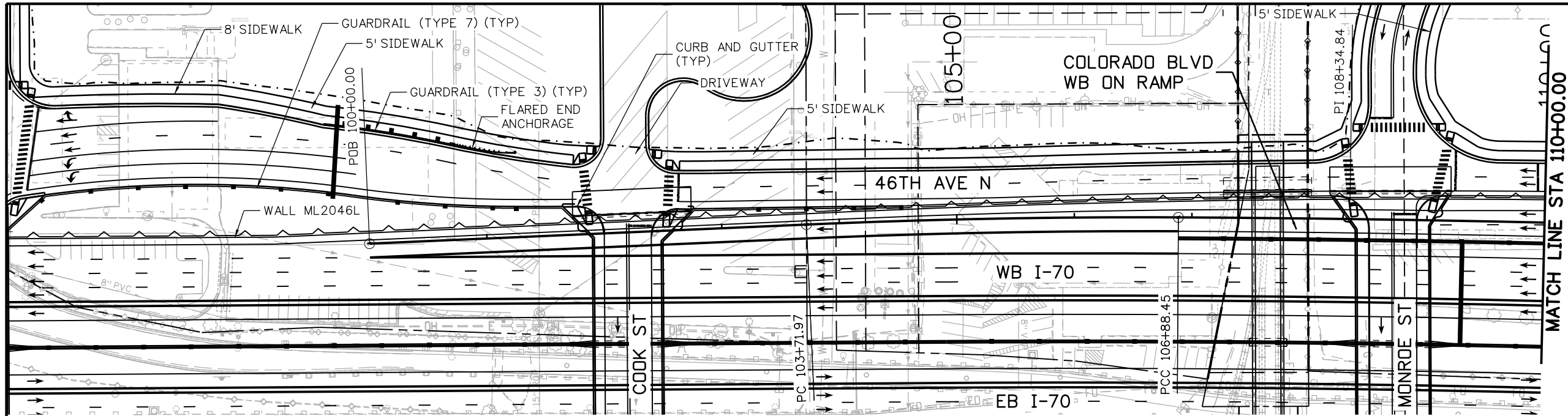
FBR 0704-234

19631

Sheet Number RD-74



MSCHWAB 3:43:49 PM pw:\PWAPP\DMA001\NorthCentral_Dmaha\Documents\424981\MKT60000083066\6.0_CAD_BIM\6.2_Work_In_Progress\1963IDES_PnP-RD-75.dgn



Print Date: 5/24/2017

File Name: 19631DES_PnP-RD-75.dgn

Scale: 1:100

Sheet Revisions

Date:	Comments	Init.

Colorado Department of Transportation



2000 South Holly Street
Denver, CO 80222
Phone: 303-757-9295 FAX: 303-757-9963

Region 1

JKE

As Constructed

No Revisions:

Revised:

Void:

I-70
COLORADO BLVD WB ON RAMP
STA 100+00 TO STA 110+00

Designer: D. HYMAS
Detailer: M. SCHWAB
Sheet Subset: ROADWAY

Structure Numbers
Subset Sheets: 75 of 165

Project No./Code

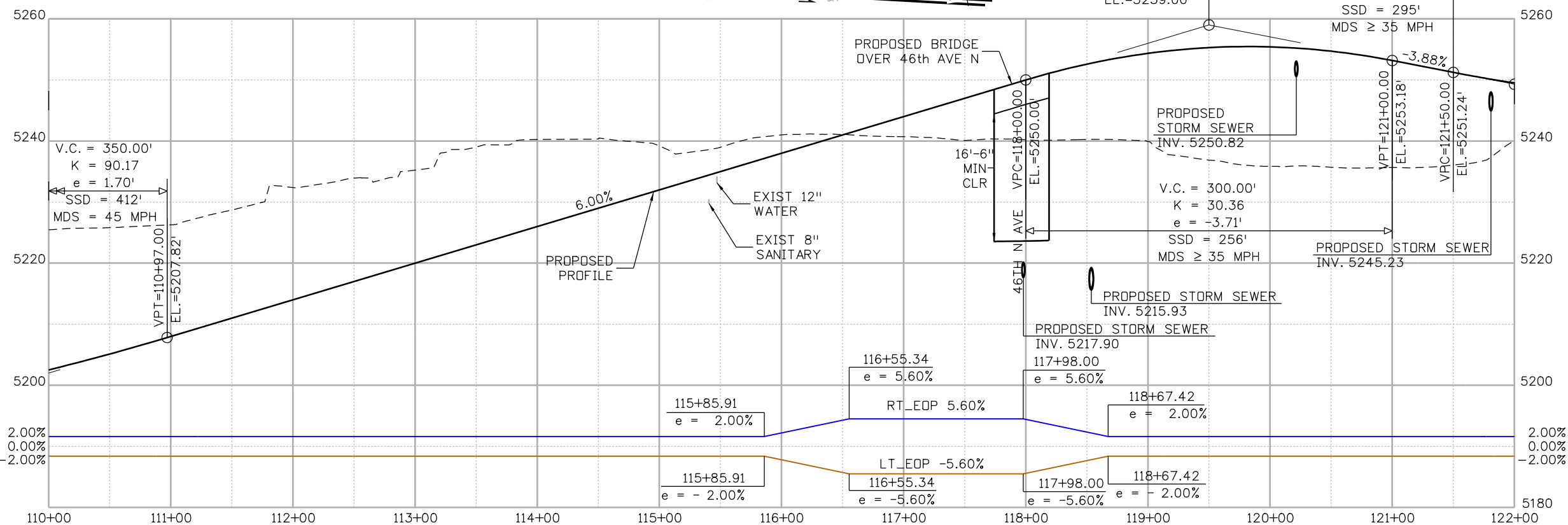
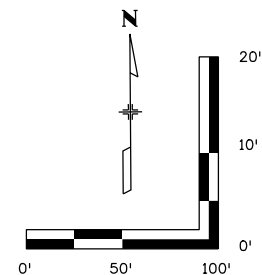
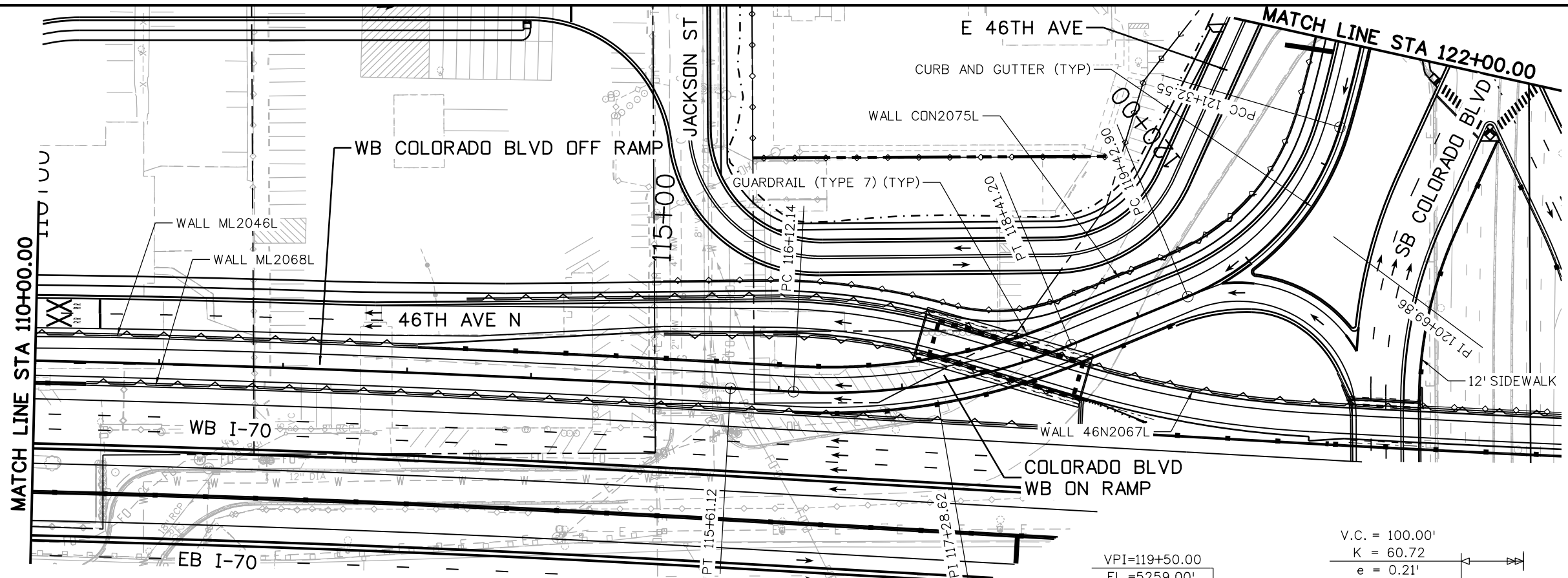
FBR 0704-234

19631

Sheet Number RD-75



MSCHWAB 3:44:02 PM p:\p\APPD\A001\NorthCentral_Dmaha\Documents\424981\MKT60000083066\6.0_CAD_BIM\6.2_Work_In_Progress\Drawings\1963IDES_PnP-RD-76.dgn



Print Date: 5/24/2017
 File Name: 1963IDES_PnP-RD-76.dgn
 Scale: 1:100

Sheet Revisions		
Date:	Comments	Init.

Colorado Department of Transportation

2000 South Holly Street
 Denver, CO 80222
 Phone: 303-757-9295 FAX: 303-757-9963

Region 1 **JKE**

As Constructed
No Revisions:
Revised:
Void:

I-70
COLORADO BLVD WB ON RAMP
STA 110+00 TO STA 122+00

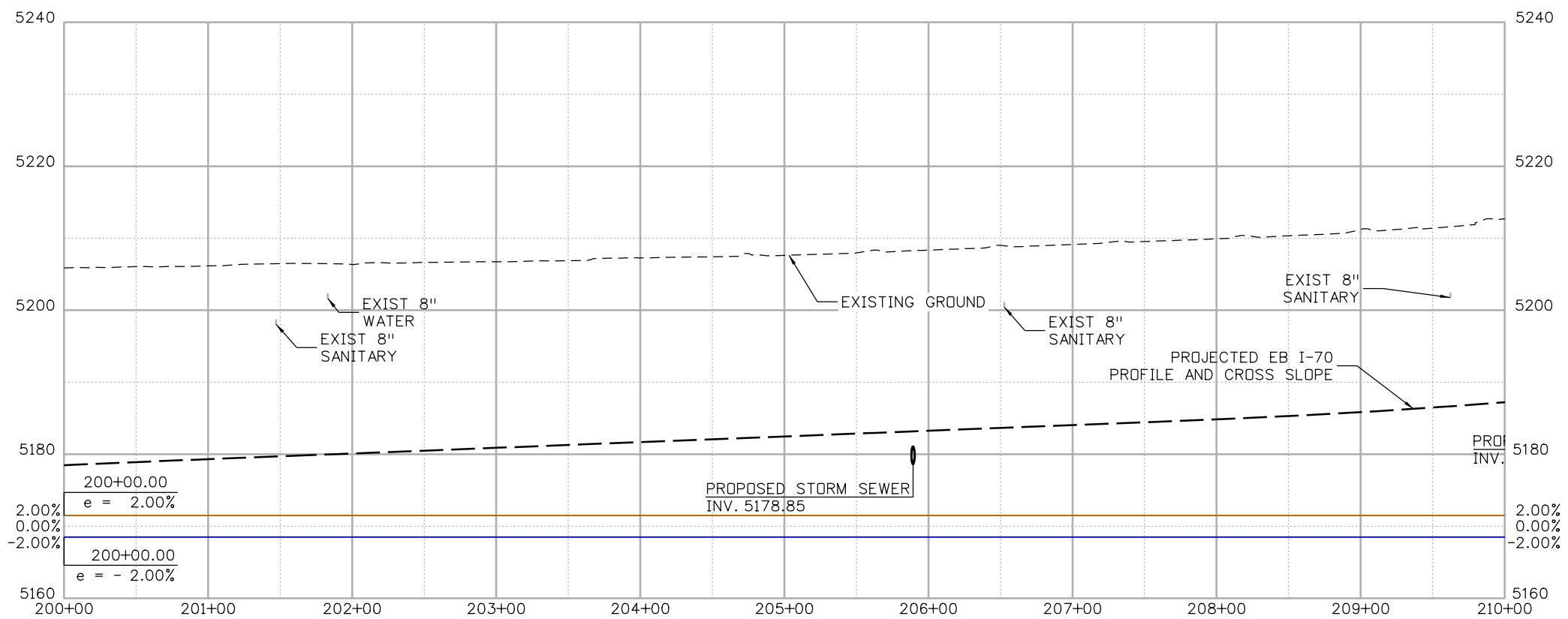
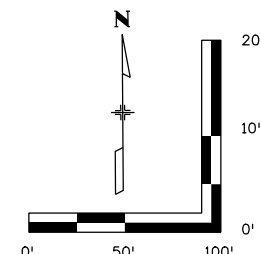
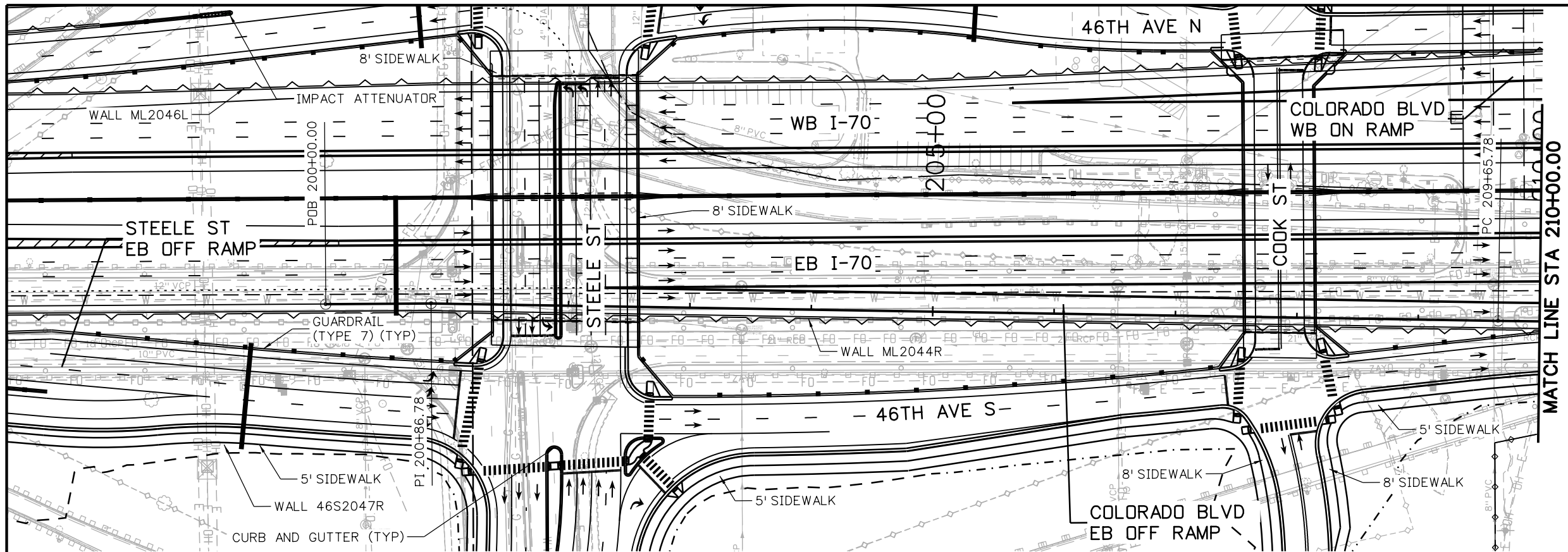
Designer: D. HYMAS
 Detailer: M. SCHWAB

Sheet Subset: ROADWAY
 Subset Sheets: 76 of 165

Project No./Code
FBR 0704-234
19631
Sheet Number RD-76



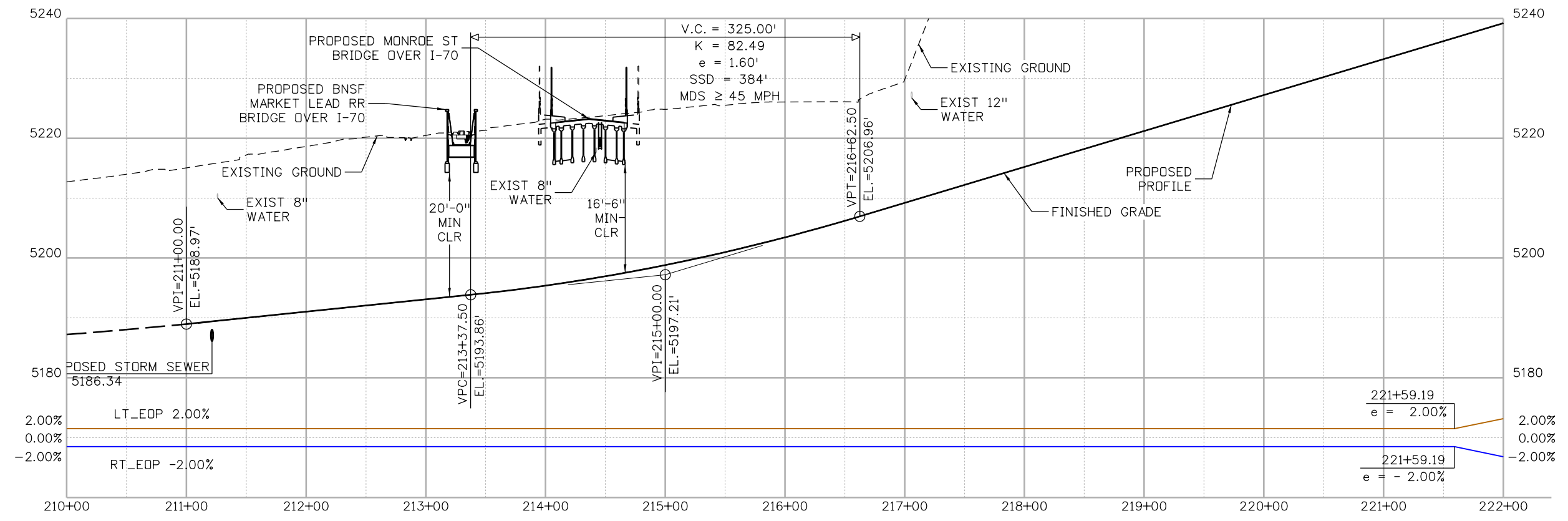
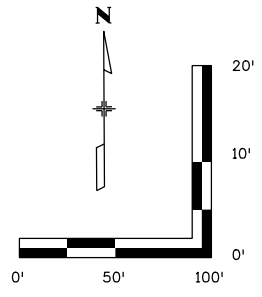
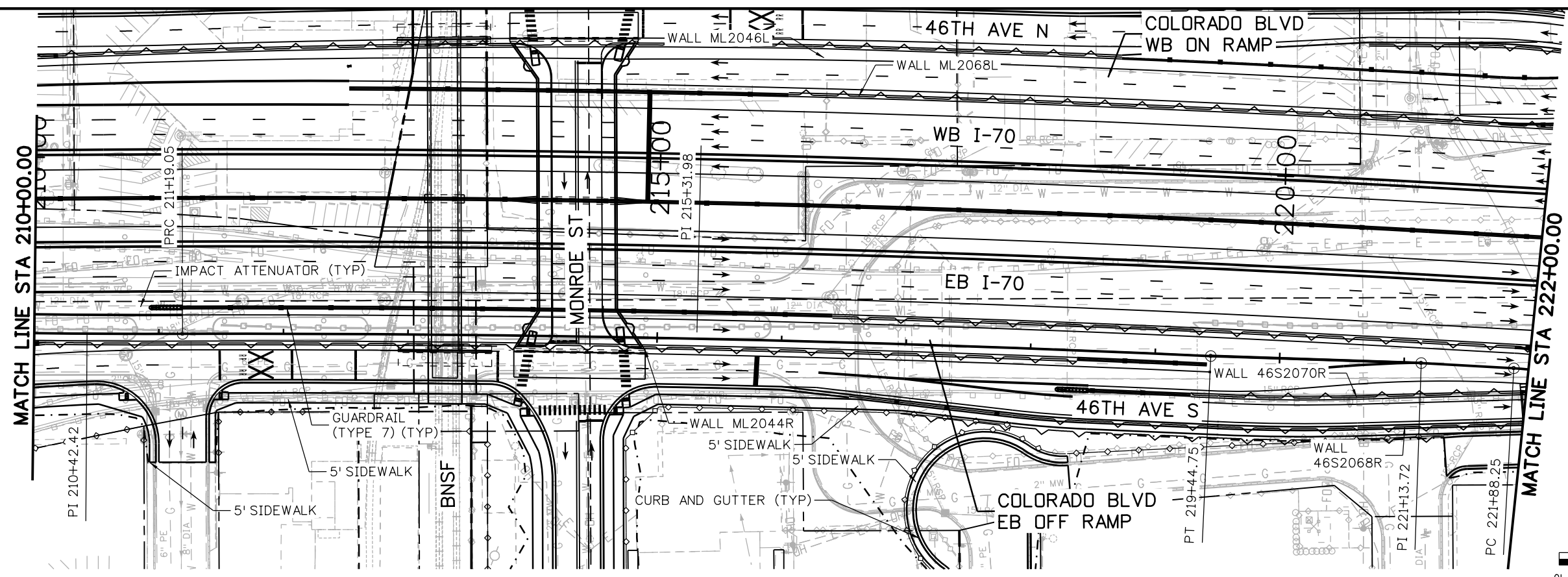
MSCHWAB 3:44:28 PM p:\p\APPD\A001\NorthCentral_Dmaha\Documents\424981\MKT\60000083066\6.0_CAD_BIM\6.2_Work\In_Progress\6.2.3_Design\Drawings\19631DES_PnP-RD-78.dgn



Print Date: 5/24/2017		<p>Colorado Department of Transportation</p> <p>2000 South Holly Street Denver, CO 80222 Phone: 303-757-9295 FAX: 303-757-9963</p> <p>Region 1</p>	<p>As Constructed</p> <p>No Revisions:</p> <p>Revised:</p> <p>Void:</p>	<p>I-70</p> <p>COLORADO BLVD EB OFF RAMP</p> <p>STA 200+00 TO STA 210+00</p>		Project No./Code
File Name: 19631DES_PnP-RD-78.dgn				<p>Designer: D. HYMAS</p> <p>Detailer: M. SCHWAB</p> <p>Sheet Subset: ROADWAY</p>		<p>FBR 0704-234</p> <p>19631</p>
Scale: 1:100				<p>Structure Numbers</p> <p>Subset Sheets: 78 of 165</p>		<p>Sheet Number RD-78</p>



MSCHWAB 3:44:52 PM p:\p\APP\A001\NorthCentral_Dmaha\Documents\424981\MKT60000083066\6.0_CAD_BIM\6.2_Work_In_Progress\6.2.3_Design\Drawings\19631DES_PnP-RD-79.dgn

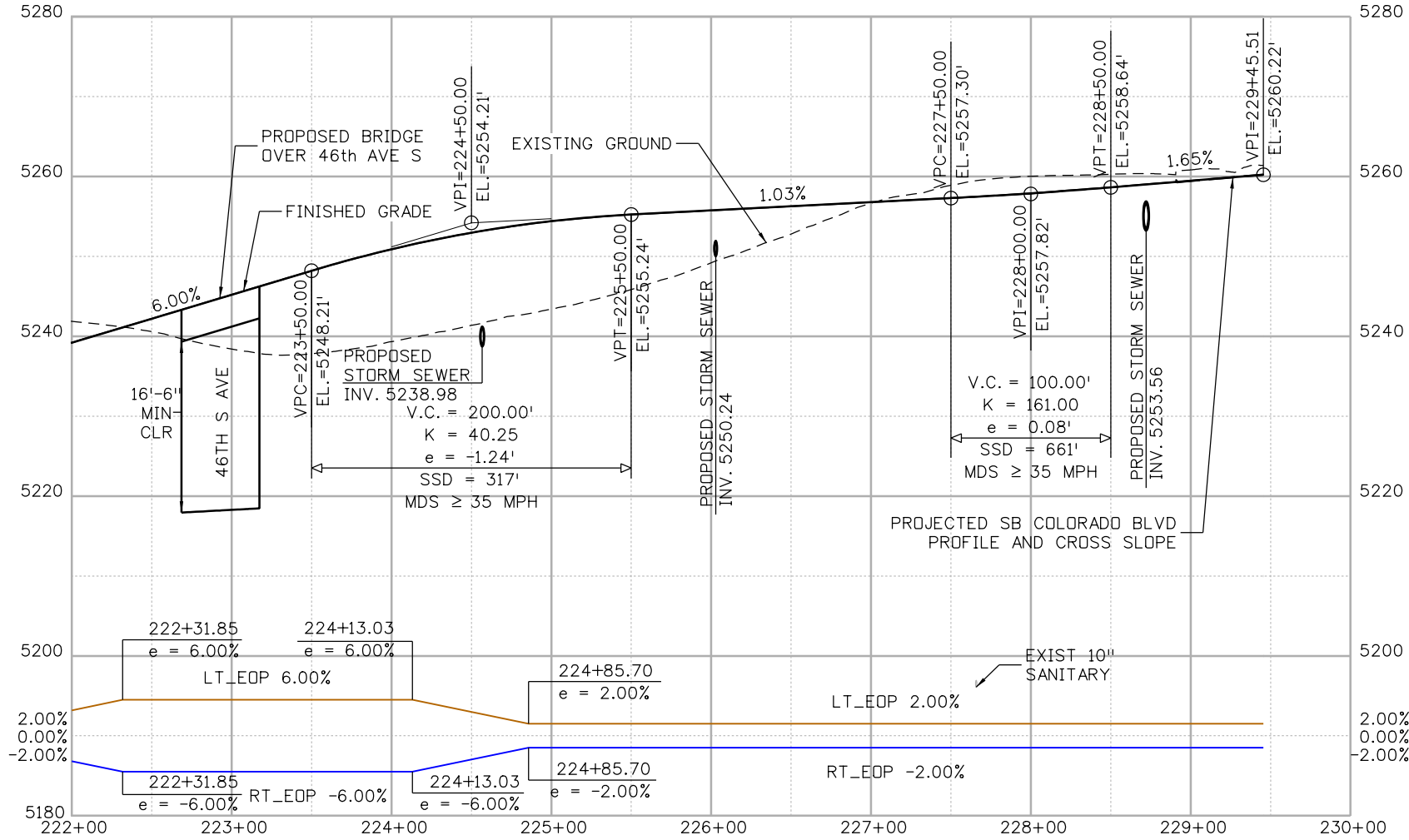
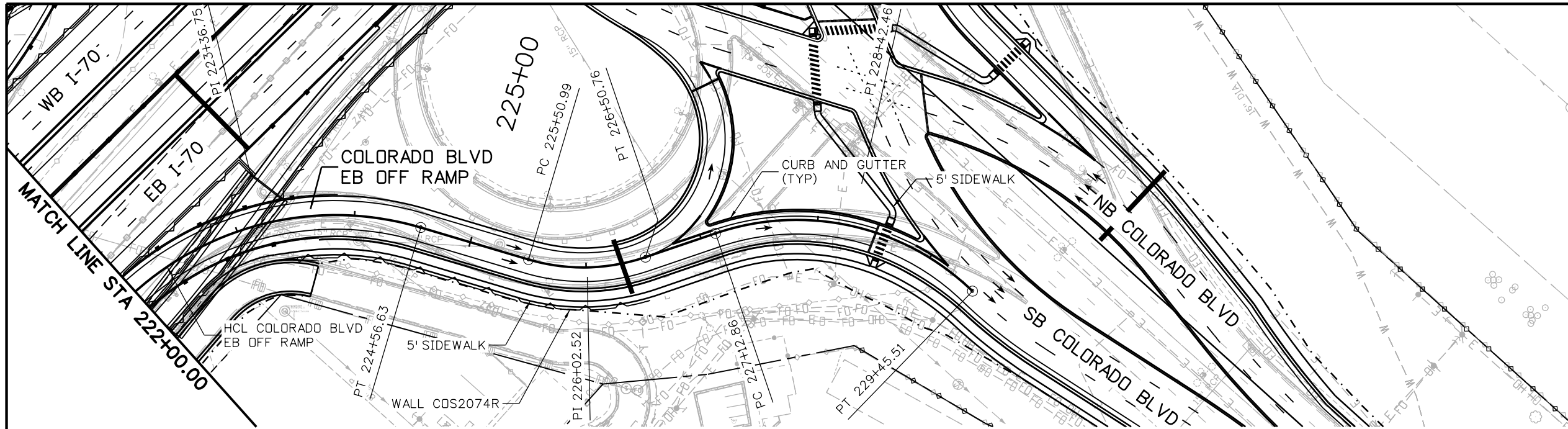


Print Date: 5/24/2017 File Name: 19631DES_PnP-RD-79.dgn Scale: 1:100	Sheet Revisions <table border="1" style="width: 100%; border-collapse: collapse;"> <thead> <tr> <th style="width: 15%;">Date:</th> <th style="width: 55%;">Comments</th> <th style="width: 30%;">Init.</th> </tr> </thead> <tbody> <tr> <td> </td> <td> </td> <td> </td> </tr> <tr> <td> </td> <td> </td> <td> </td> </tr> </tbody> </table>	Date:	Comments	Init.							Colorado Department of Transportation 2000 South Holly Street Denver, CO 80222 Phone: 303-757-9295 FAX: 303-757-9963 Region 1	As Constructed No Revisions: Revised: Void:	I-70 COLORADO BLVD EB OFF RAMP STA 210+00 TO STA 222+00 Designer: D. HYMAS Detailer: M. SCHWAB Sheet Subset: ROADWAY	Project No./Code FBR 0704-234 19631 Sheet Number RD-79
Date:	Comments	Init.												



0000

MSCHWAB 3:45:05 PM p:\p\APPD\001\NorthCentral_Dmaha\Documents\424981\MKT60000083066\6.0_CAD_BIM\6.2_Work\In_Progress\6.2.3_Design\Drawings\19631DES_PnP-RD-80.dgn




Print Date: 5/24/2017

File Name: 19631DES_PnP-RD-80.dgn

Scale: 1:100

Sheet Revisions		
Date:	Comments	Init.

Colorado Department of Transportation



2000 South Holly Street
Denver, CO 80222
Phone: 303-757-9295 FAX: 303-757-9963

Region 1 JKE

As Constructed	
No Revisions:	
Revised:	
Void:	

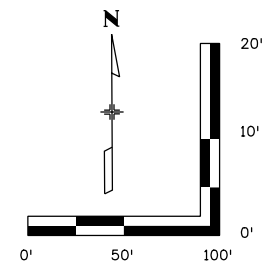
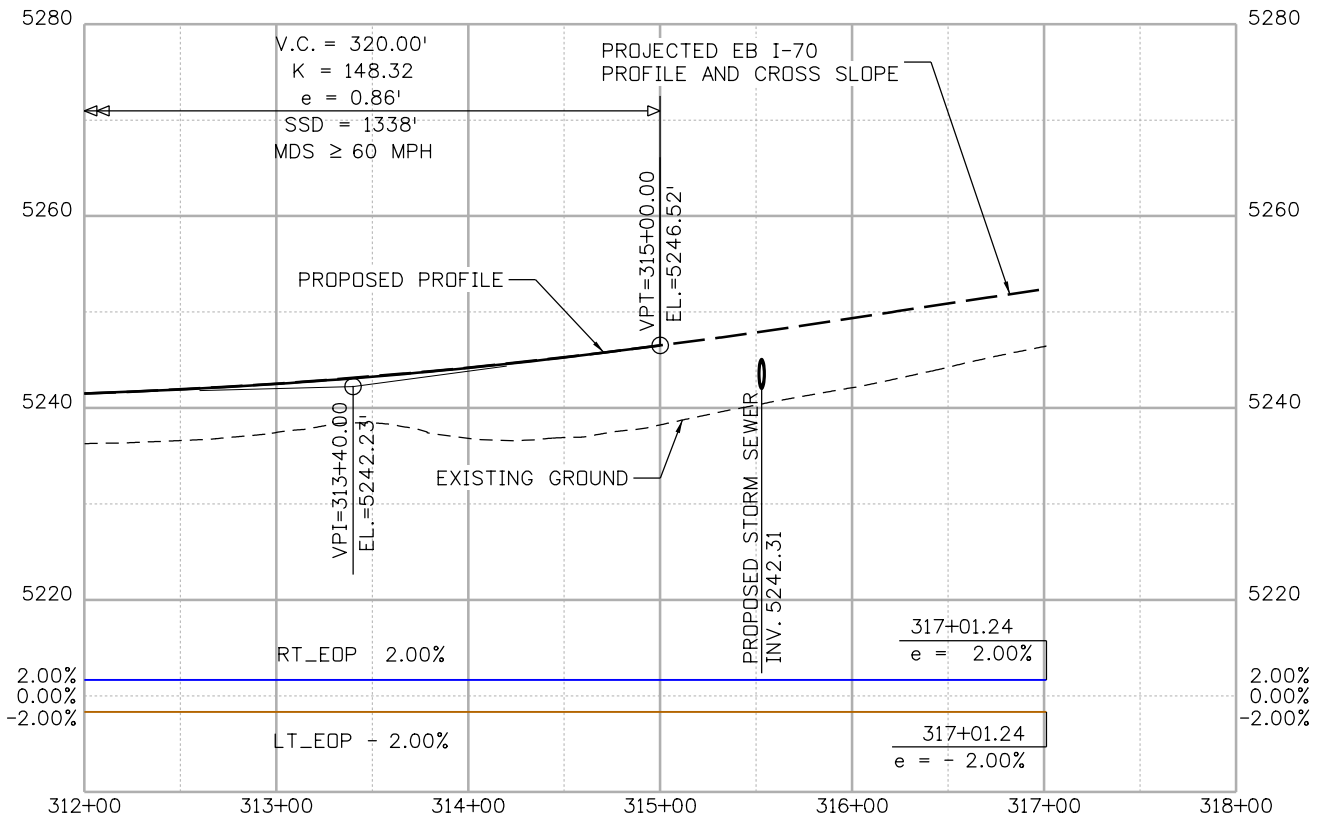
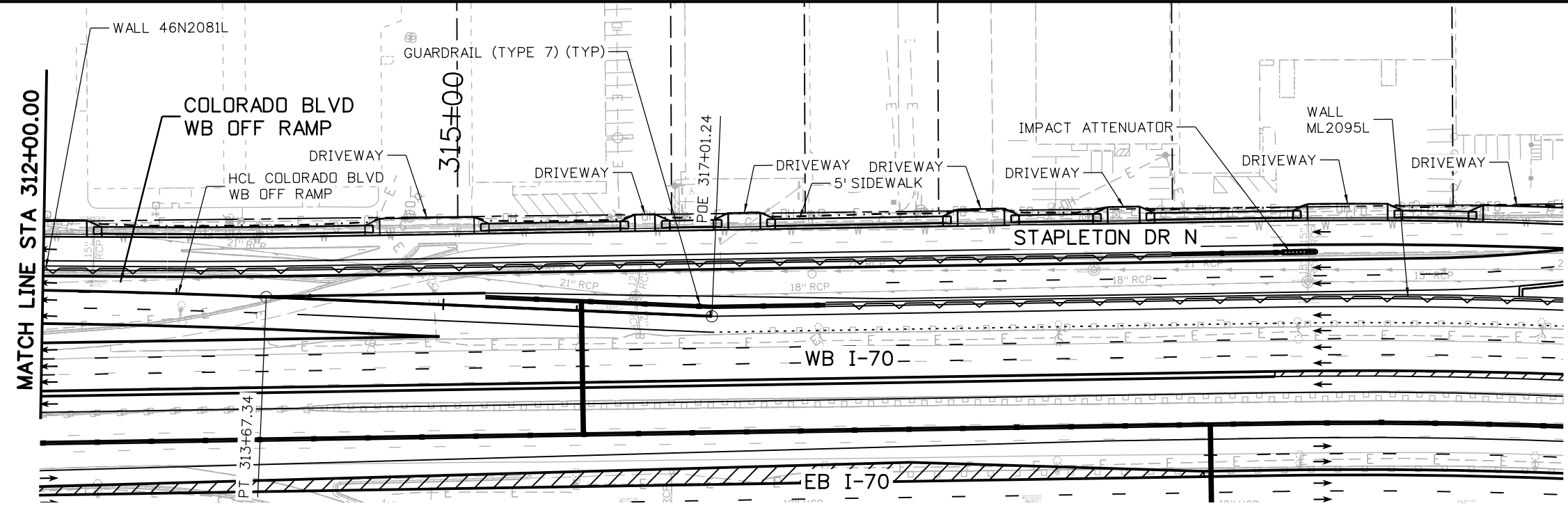
I-70
COLORADO BLVD OFF RAMP
STA 222+00 TO STA 229+45.51

Designer:	D. HYMAS	Structure Numbers	
Detailer:	M. SCHWAB		
Sheet Subset:	ROADWAY	Subset Sheets:	80 of 165

Project No./Code	FBR 0704-234
	19631
Sheet Number	RD-80



MSCHWAB 3:45:29 PM p:\PWAPP\DMA001\NorthCentral_Dmaha\Documents\424981\MKT600000083066\6.0_CAD_BIM\6.2_Work_In_Progress\6.2.3_Design\Drawings\19631DES_PnP-RD-82.dgn



Print Date: 5/24/2017

File Name: 19631DES_PnP-RD-82.dgn

Scale: 1:100

0000

Sheet Revisions

Date:	Comments	Init.

Colorado Department of Transportation

2000 South Holly Street
Denver, CO 80222
Phone: 303-757-9295 FAX: 303-757-9963

Region 1 JKE

As Constructed

No Revisions:
Revised:
Void:

I-70
COLORADO BLVD WB OFF RAMP
STA 312+00 TO STA 317+01.24

Designer: D. HYMAS	Structure Numbers
Detailer: M. SCHWAB	
Sheet Subset: ROADWAY	Subset Sheets: 82 of 165

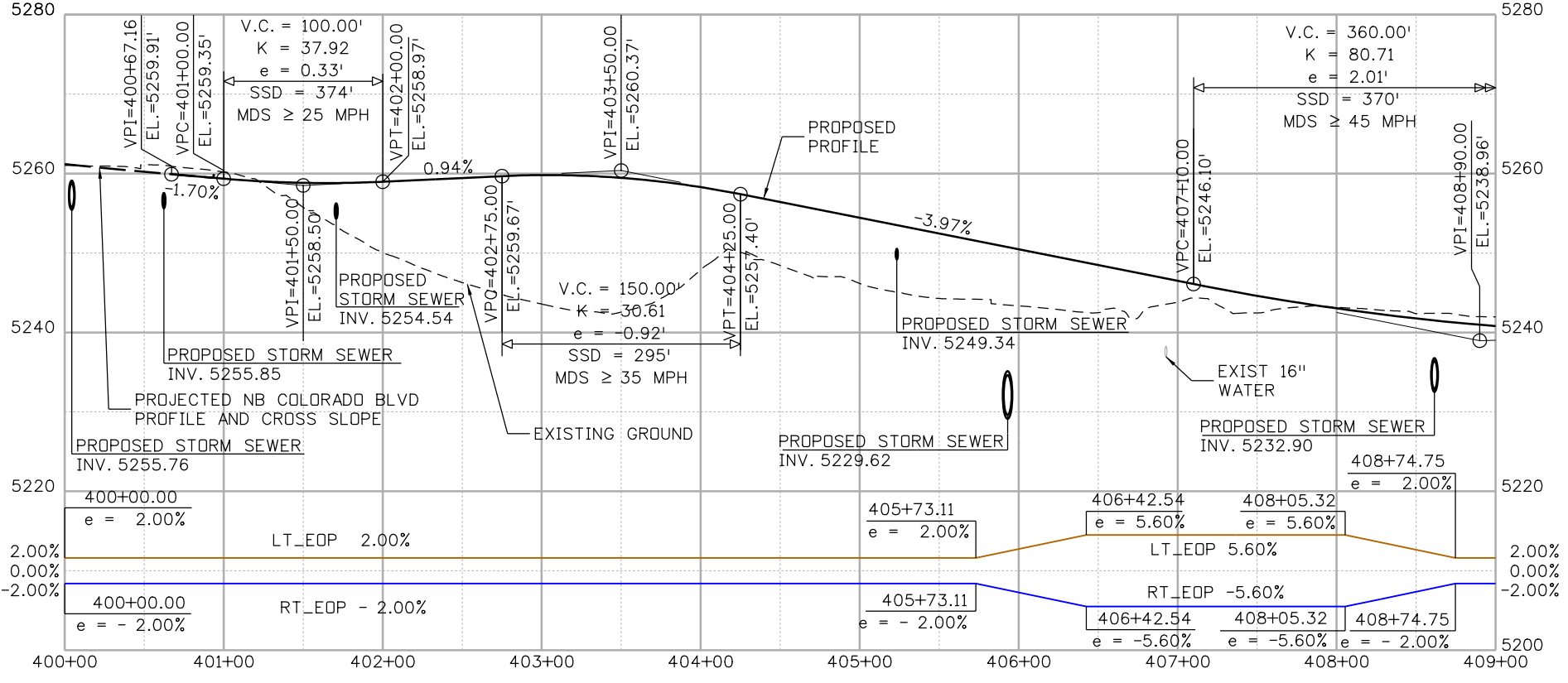
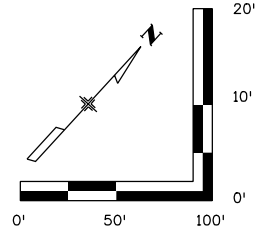
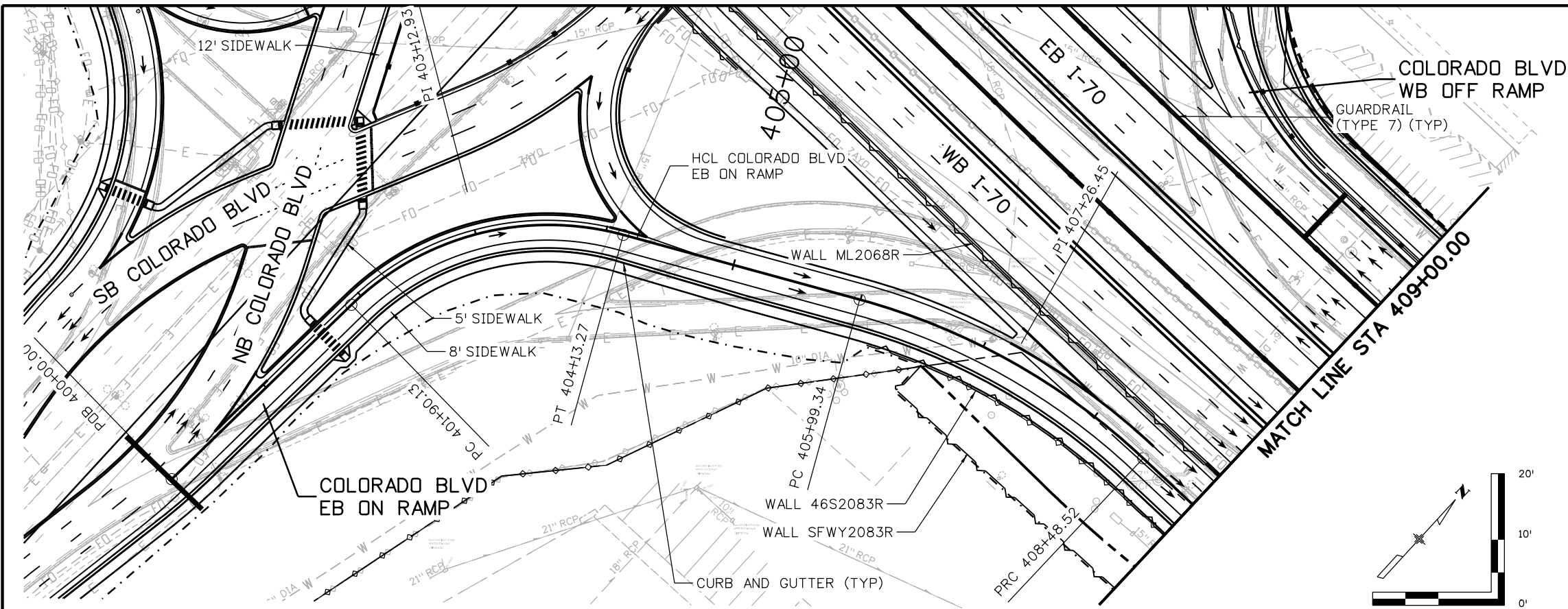
Project No./Code
FBR 0704-234

19631

Sheet Number RD-82



MSCHWAB 3:45:44 PM p:\p\APP\DMA001\NorthCentral_Dmaha\Documents\424981\MKT\00000083066\6.0_CAD_BIM\6.2_Work\In_Progress\19631DES_PnP-RD-83.dgn



Print Date: 5/24/2017

File Name: 19631DES_PnP-RD-83.dgn

Scale: 1:100



Sheet Revisions		
Date:	Comments	Init.

Colorado Department of Transportation

2000 South Holly Street
Denver, CO 80222
Phone: 303-757-9295 FAX: 303-757-9963

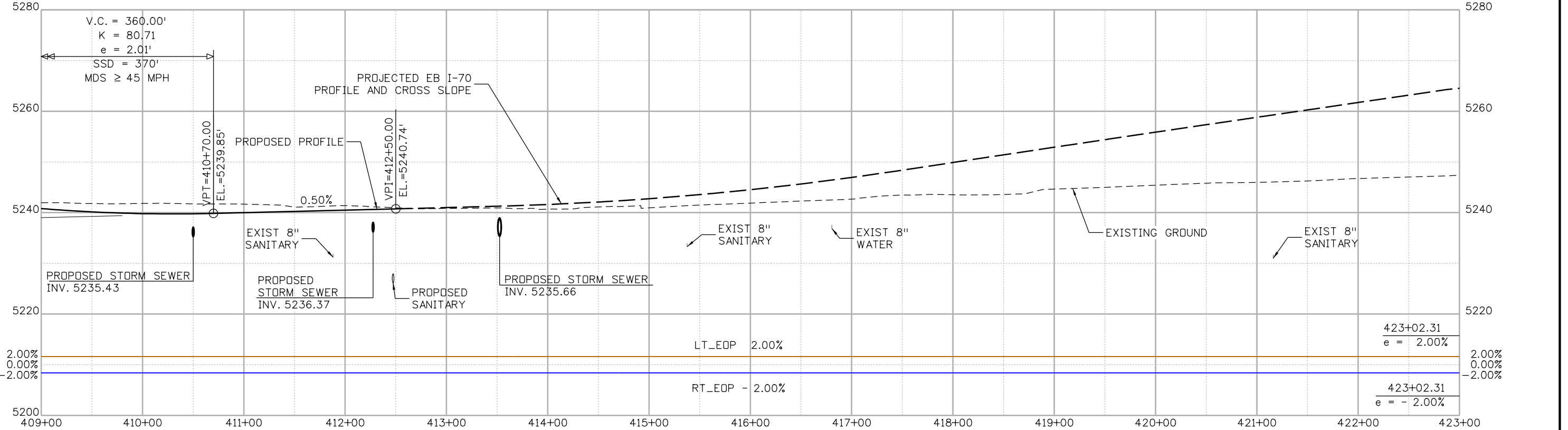
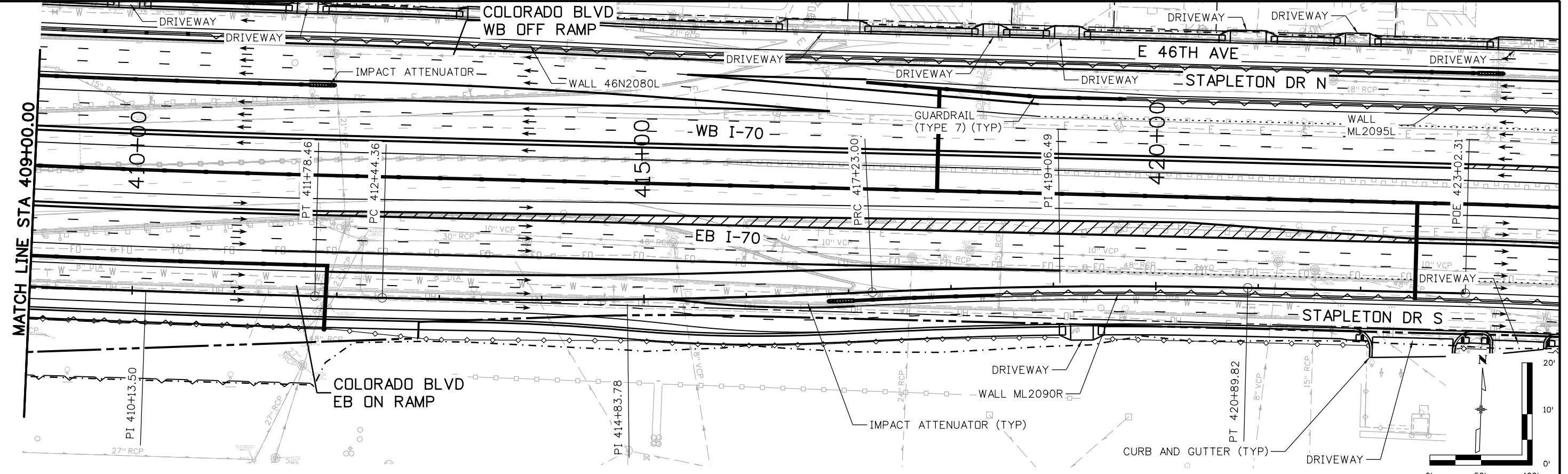
Region 1 **JKE**

As Constructed
No Revisions:
Revised:
Void:

I-70 COLORADO BLVD EB ON RAMP STA 400+00 TO STA 409+00	
Designer: D. HYMAS	Structure Numbers
Detailer: M. SCHWAB	
Sheet Subset: ROADWAY	Subset Sheets: 83 of 165

Project No./Code
FBR 0704-234
19631
Sheet Number RD-83

MSCHWAB 3:45:56 PM p:\PWAPP\DMA001\NorthCentral_Dmaha\Documents\424981\MKT60000083066\6.0_CAD_BIM\6.2_Work\In_Progress\6.2.3_Design\Drawings\19631DES_PnP-RD-84.dgn



Print Date: 5/24/2017
 File Name: 19631DES_PnP-RD-84.dgn
 Scale: 1:100

5280 Connectors
 Linking I-70 Communities

Sheet Revisions		
Date:	Comments	Init.

Colorado Department of Transportation

2000 South Holly Street
 Denver, CO 80222
 Phone: 303-757-9295 FAX: 303-757-9963

Region 1 JKE

As Constructed
No Revisions:
Revised:
Void:

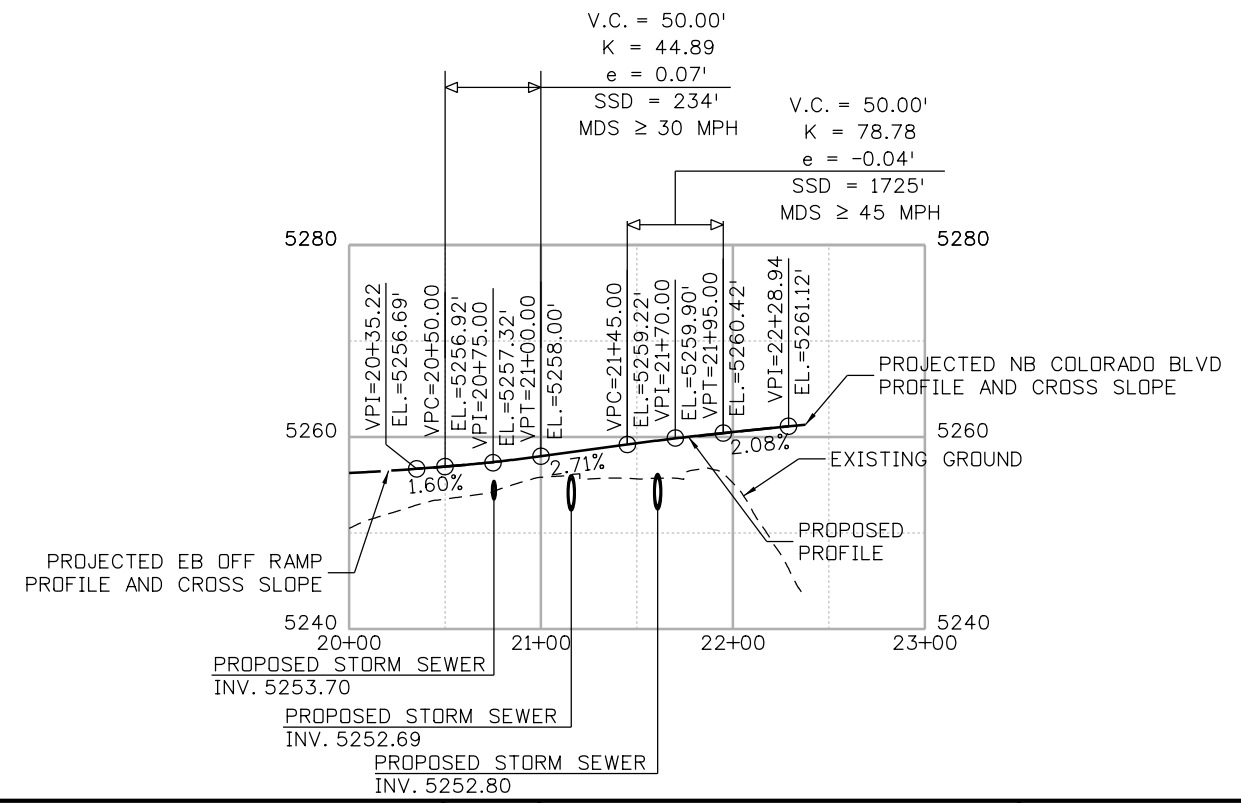
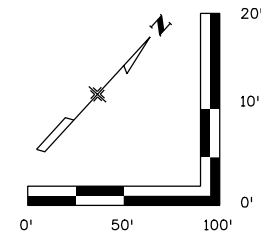
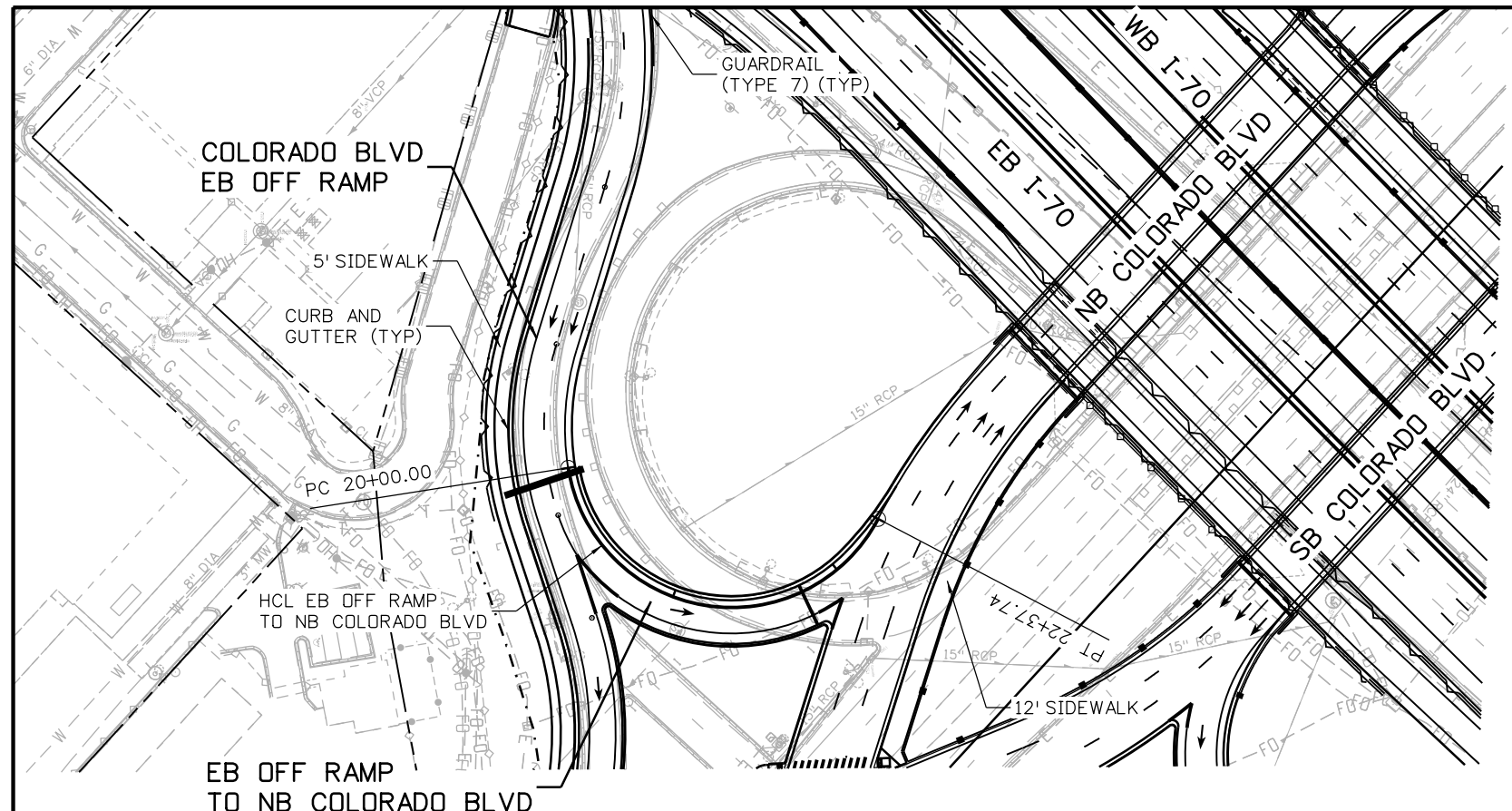
I-70
COLORADO BLVD EB ON RAMP
 STA 409+00 TO 412+17.47

Designer: D. HYMAS
 Detailer: M. SCHWAB

Sheet Subset: ROADWAY
 Subset Sheets: 84 of 165

Project No./Code	FBR 0704-234
	19631
Sheet Number	RD-84


MSCHWAB 3:46:08 PM pw:\PWAPPD\MA001\NorthCentral_Dmaha\Documents\424981.MKT\00000083066\6.0_CAD_BIM\6.2_Work_In_Progress\6.2.3_Design\Drawings\19631DES_PnP-RD-85.dgn



Print Date: 5/24/2017
 File Name: 19631DES_PnP-RD-85.dgn
 Scale: 1:100

Sheet Revisions		
Date:	Comments	Init.

Colorado Department of Transportation



2000 South Holly Street
 Denver, CO 80222
 Phone: 303-757-9295 FAX: 303-757-9963

Region 1 JKE

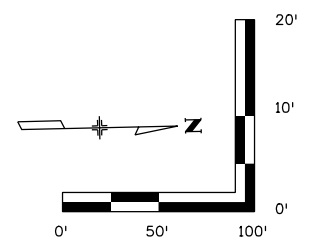
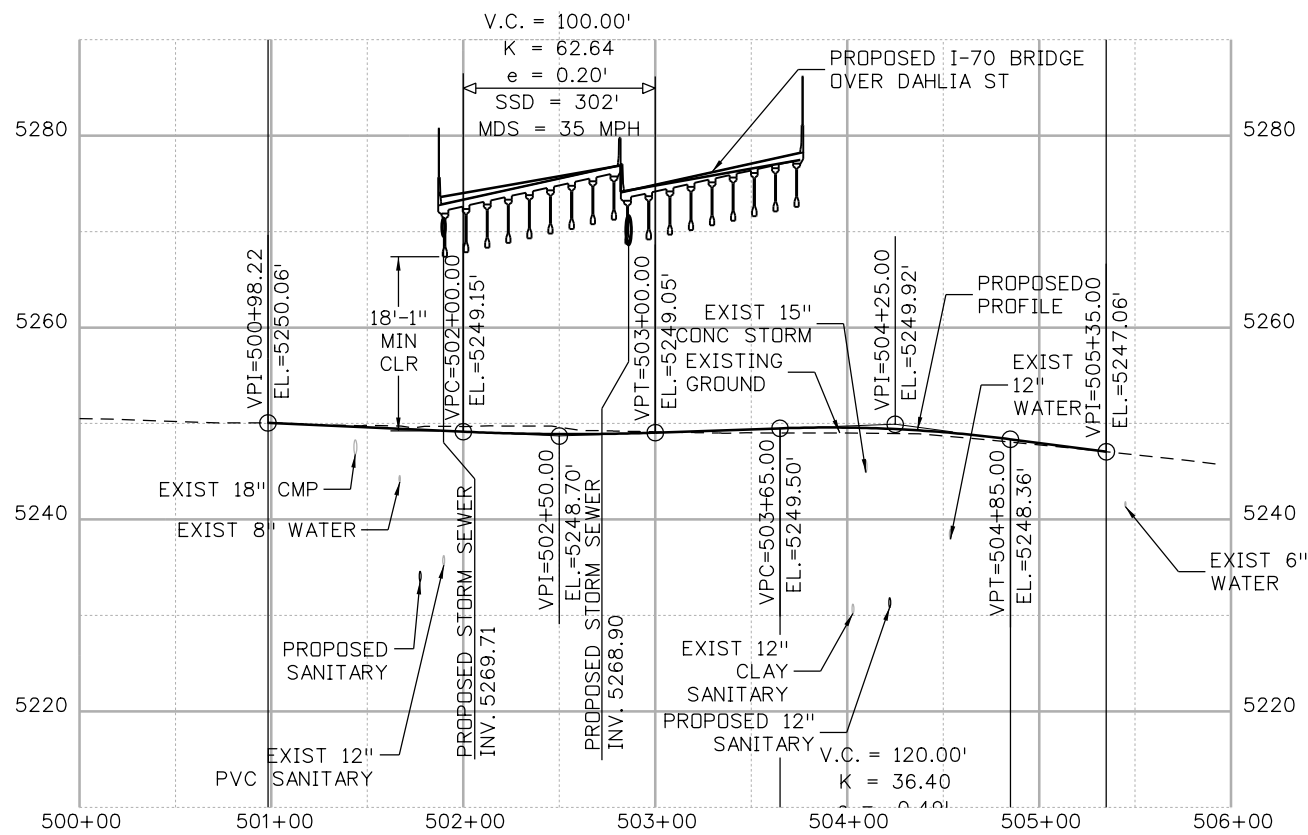
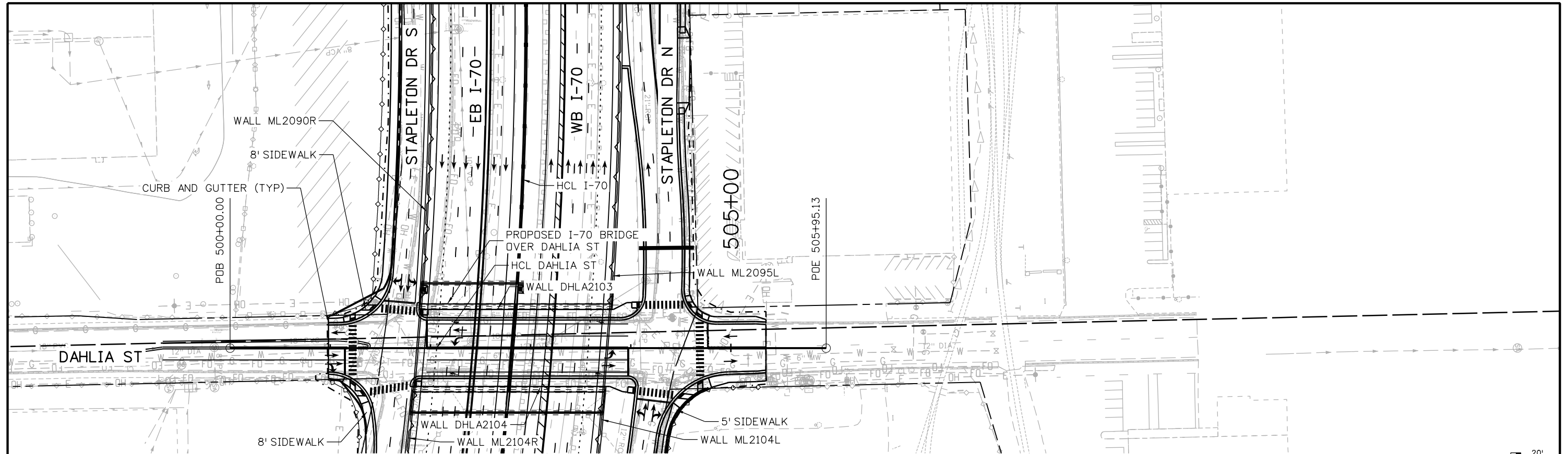
As Constructed	
No Revisions:	
Revised:	
Void:	

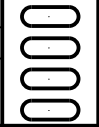
EB OFF RAMP TO NB COLORADO BLVD STA 20+35.22 TO STA 22+28.94	
Designer:	D. HYMAS
Detailer:	M. SCHWAB
Sheet Subset:	ROADWAY
Structure Numbers	
Subset Sheets:	85 of 165

Project No./Code	FBR 0704-234
	19631
Sheet Number	RD-85

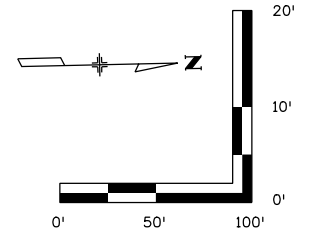
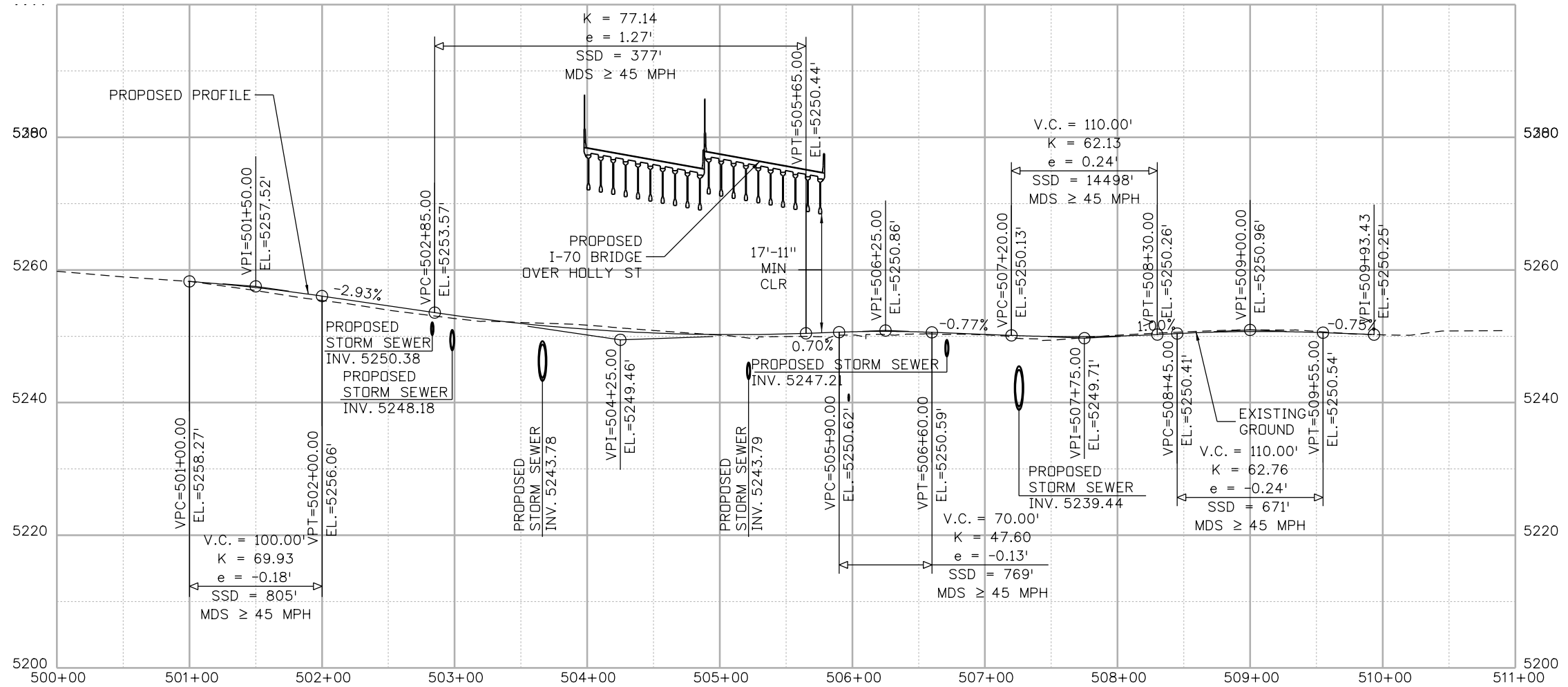
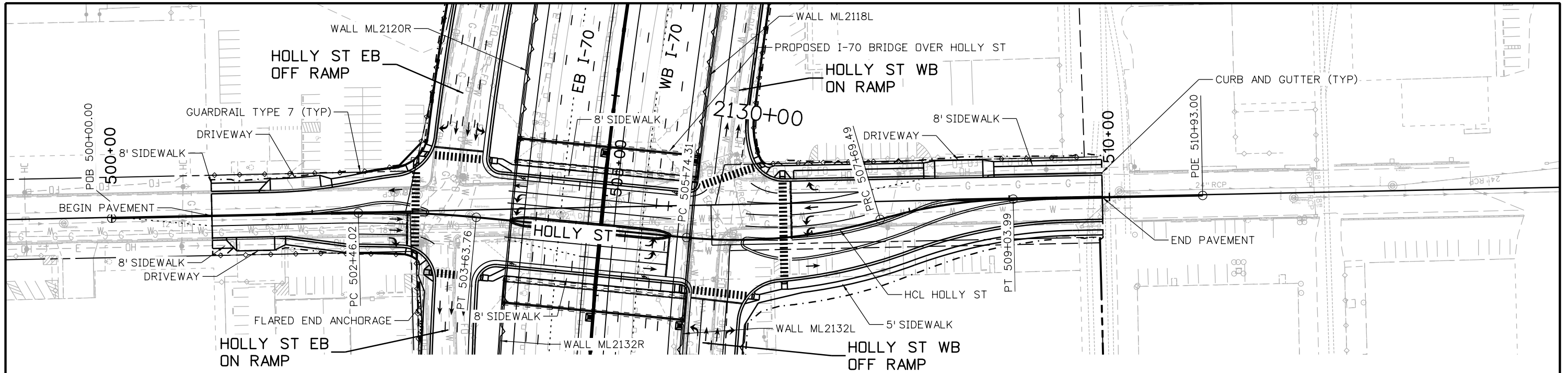


MSCHWAB 3:46:54 PM pw:\PWAPPD\A001\NorthCentral_Dmaha\Documents\424981\MKT60000083066\6.0_CAD_BIM\6.2_Work_In_Progress\Drawings\1963IDES_PnP-RD-89.dgn



Print Date: 5/24/2017	Sheet Revisions			Colorado Department of Transportation  2000 South Holly Street Denver, CO 80222 Phone: 303-757-9295 FAX: 303-757-9963 Region 1	As Constructed No Revisions: Revised: Void:	I-70 DAHLIA ST STA 500+00 TO STA 505+95.13		Project No./Code
File Name: 1963IDES_PnP-RD-89.dgn	Date:	Comments	Init.			FBR 0704-234 19631		
Scale: 1:100				5280 5260 5240 5220	Designer: D. HYMAS Detailer: M. SCHWAB Sheet Subset: ROADWAY	Structure Numbers Subset Sheets: 89 of 165	Sheet Number RD-89	
				JKE				

MSCHWAB 3:47:07 PM p:\p\APP\DMA001\NorthCentral_Dmaha\Documents\424981\MKT60000083066\6.0_CAD_BIM\6.2_Work_In_Progress\Drawings\1963IDES_PnP-RD-90.dgn



Print Date: 5/24/2017

File Name: 19631DES_PnP-RD-90.dgn

Scale: 1:100



Sheet Revisions		
Date:	Comments	Init.

Colorado Department of Transportation

2000 South Holly Street
 Denver, CO 80222
 Phone: 303-757-9295 FAX: 303-757-9963

Region 1 JKE

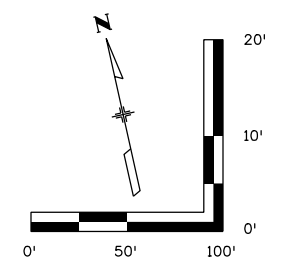
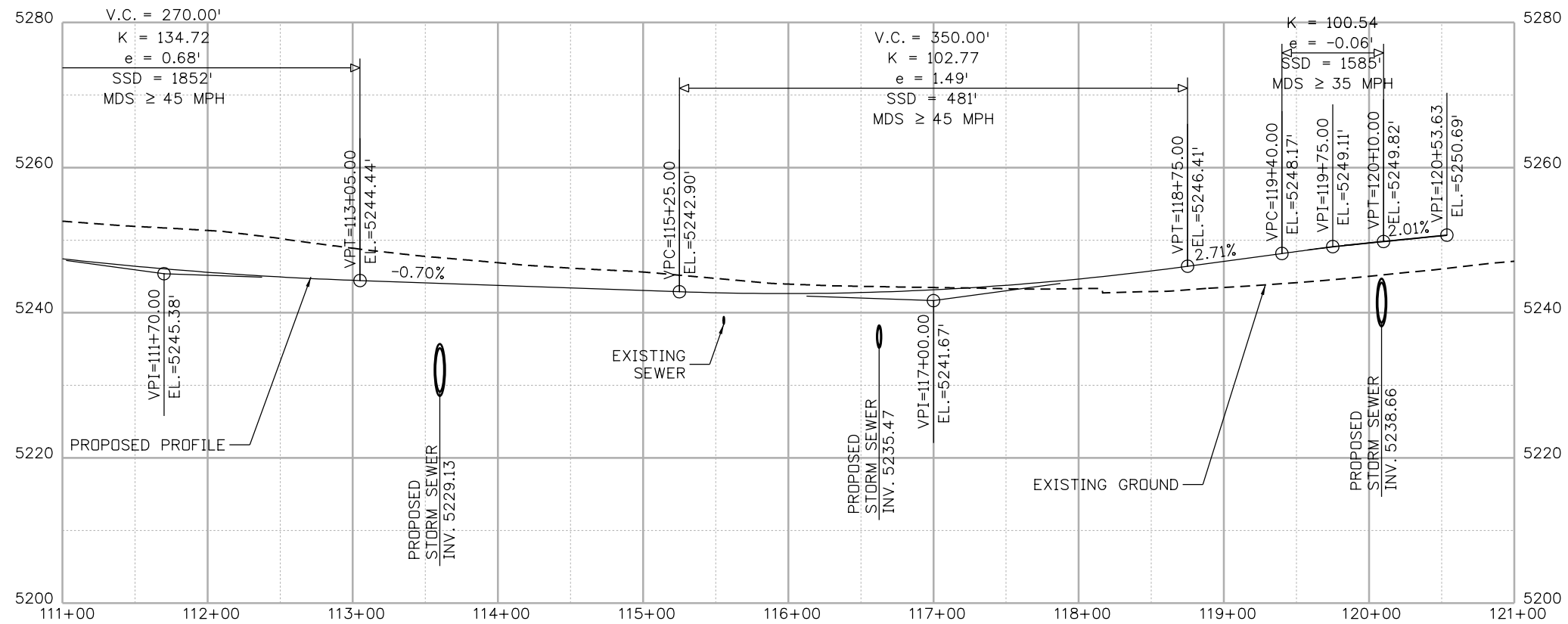
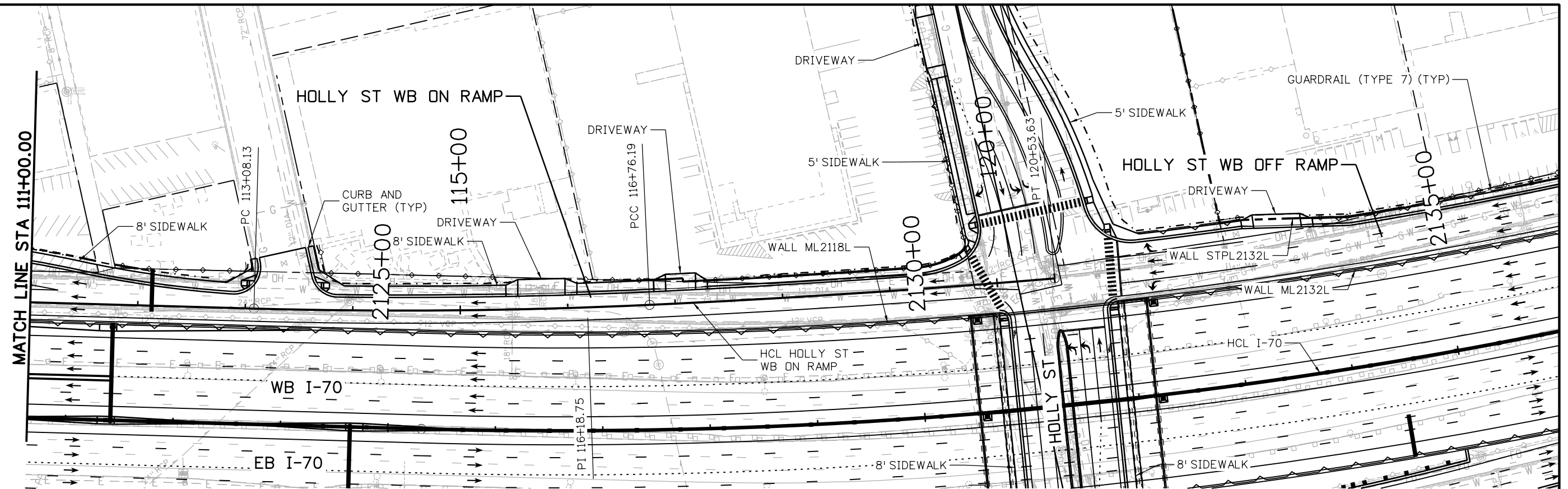
As Constructed
No Revisions:
Revised:
Void:

I-70
 HOLLY ST
 STA 500+00 TO STA 510+93.00

Designer: D. HYMAS	Structure Numbers
Detailer: M. SCHWAB	
Sheet Subset: ROADWAY	Subset Sheets: 90 of 165

Project No./Code
FBR 0704-234
19631
Sheet Number RD-90

MSCHWAB 3:47:32 PM p:\p\APP\DMA001\NorthCentral_Dmaha\Documents\424981\MKT60000083066\6.0_CAD_BIM\6.2_Work\In_Progress\Drawings\1963IDES_PnP-RD-92.dgn



Print Date: 5/24/2017
 File Name: 19631DES_PnP-RD-92.dgn
 Scale: 1:100

Sheet Revisions		
Date:	Comments	Init.

Colorado Department of Transportation

2000 South Holly Street
 Denver, CO 80222
 Phone: 303-757-9295 FAX: 303-757-9963

Region 1 **JKE**

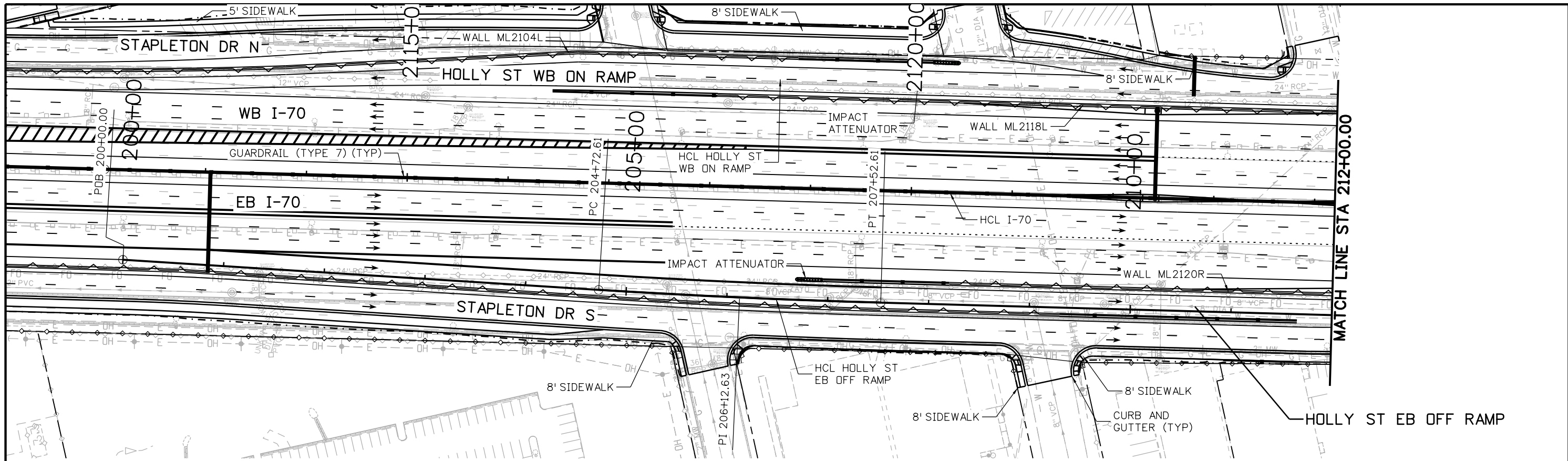
As Constructed
No Revisions:
Revised:
Void:

I-70 HOLLY ST WB ON RAMP STA 111+00 TO STA 120+89.48	
Designer: D. HYMAS	Structure Numbers
Detailer: M. SCHWAB	
Sheet Subset: ROADWAY	Subset Sheets: 92 of 165

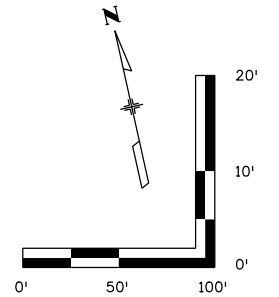
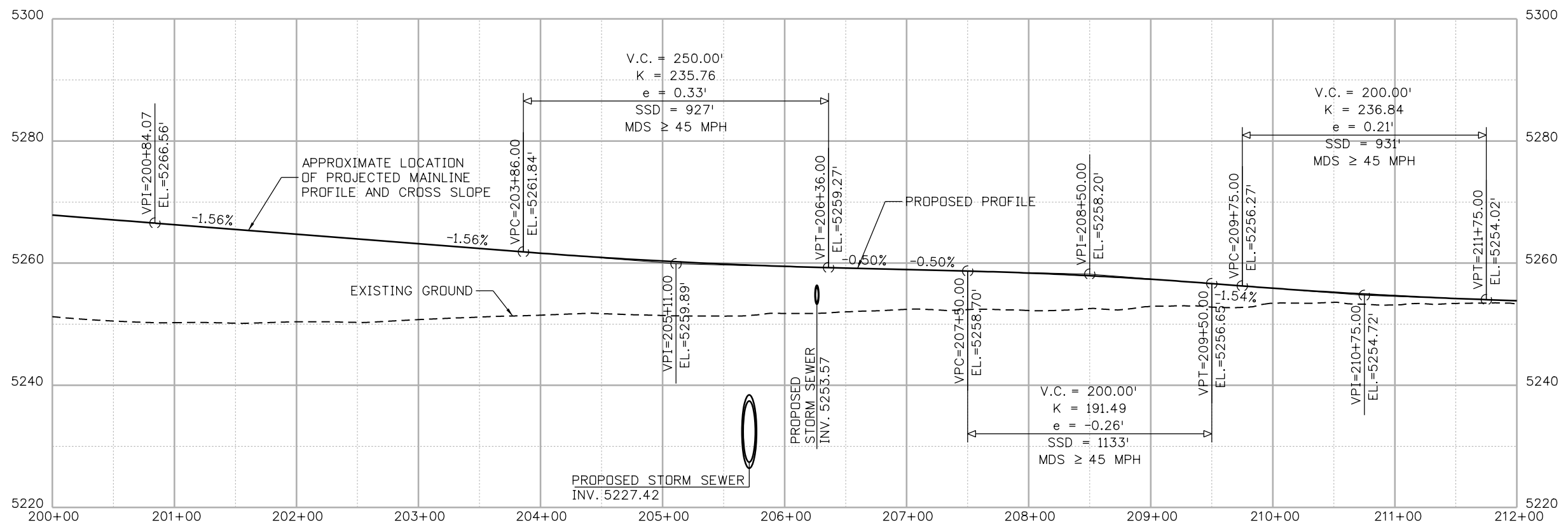
Project No./Code
FBR 0704-234
19631
Sheet Number RD-92



MSCHWAB 3:47:44 PM p:\p\APP\DMA001\NorthCentral_Dmaha\Documents\424981\MK100000083066\6.0_CAD_BIM\6.2_Work_In_Progress\1963IDES_PnP-RD-93.dgn

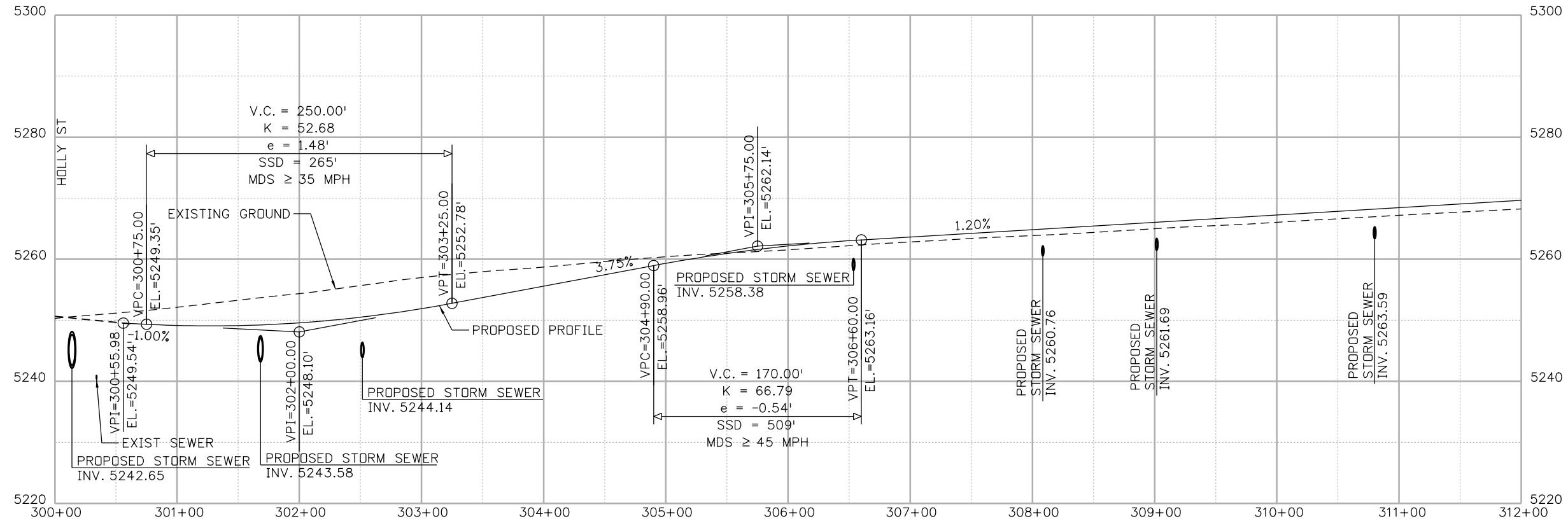
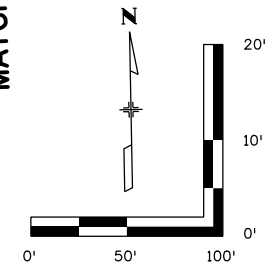
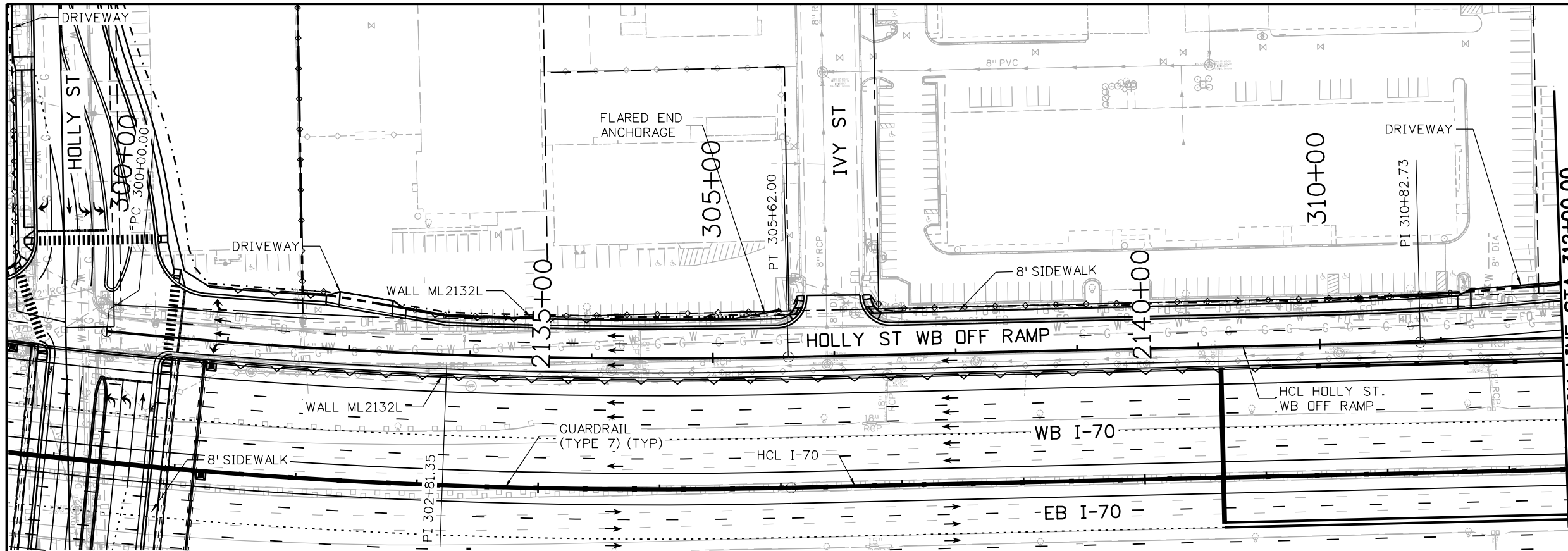


MATCH LINE STA 212+00.00



Print Date: 5/24/2017	Sheet Revisions			<p>Colorado Department of Transportation 2000 South Holly Street Denver, CO 80222 Phone: 303-757-9295 FAX: 303-757-9963 Region 1</p>	As Constructed No Revisions: Revised: Void:	I-70 HOLLY ST EB OFF RAMP STA 200+00 TO STA 212+00		Project No./Code
File Name: 19631DES_PnP-RD-93.dgn	Date:	Comments	Init.					FBR 0704-234
Scale: 1:100				JKE			Designer: D. HYMAS	Structure Numbers
					Sheet Subset: ROADWAY		Subset Sheets: 93 of 165	Sheet Number RD-93

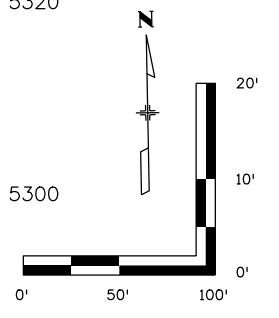
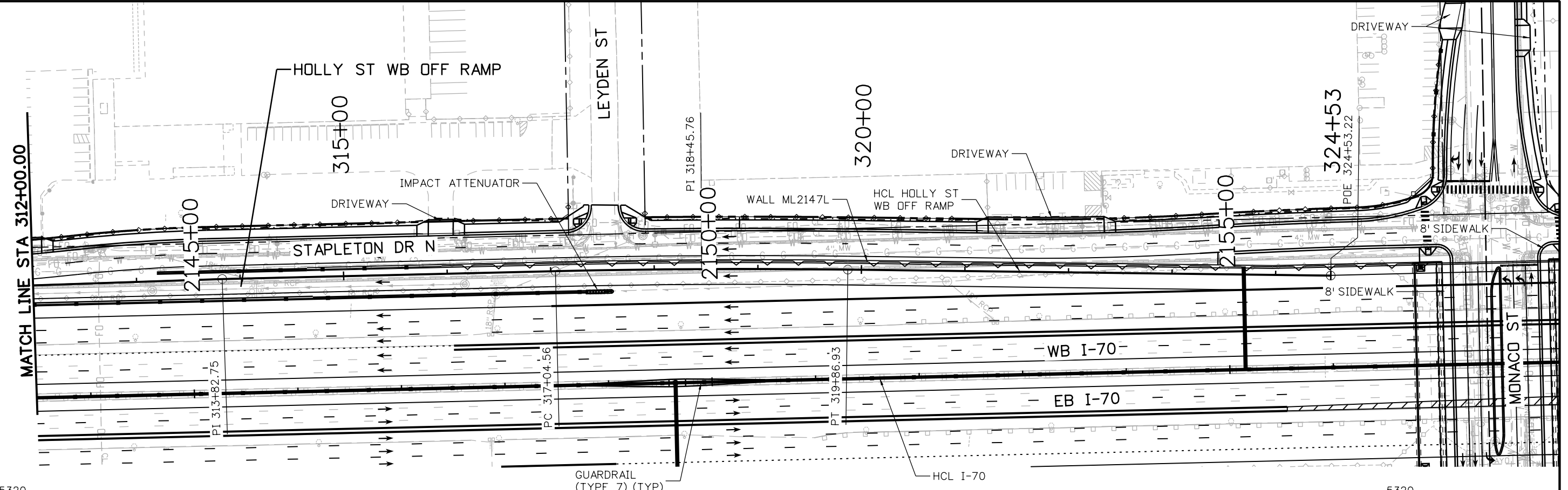
MSCHWAB 3:48:31 PM p:\p\APP\01\NorthCentral\Omaha\Documents\424981\WKTG0000083066\6_0_CAD_BIM\6.2_Work_In_Progress\6.2.3_Design\Drawings\19631DES_PnP-RD-95.dgn



Print Date: 5/24/2017 File Name: 19631DES_PnP-RD-95.dgn Scale: 1:100	0000	Sheet Revisions <table border="1" style="width: 100%; border-collapse: collapse;"> <thead> <tr> <th style="width: 15%;">Date:</th> <th style="width: 55%;">Comments</th> <th style="width: 30%;">Init.</th> </tr> </thead> <tbody> <tr> <td> </td> <td> </td> <td> </td> </tr> </tbody> </table>	Date:	Comments	Init.				Colorado Department of Transportation 2000 South Holly Street Denver, CO 80222 Phone: 303-757-9295 FAX: 303-757-9963 Region 1	As Constructed No Revisions: Revised: Void:	I-70 HOLLY ST WB OFF RAMP STA 300+00 TO STA 312+00 Designer: D. HYMAS Detailer: M. SCHWAB Sheet Subset: ROADWAY	Project No./Code FBR 0704-234 19631 Sheet Number RD-95
Date:	Comments	Init.										



MSCHWAB 3:48:41 PM p:\p\APP\MA01\NorthCentral\Omaha\Documents\424981\WKTG0000083066\6_0_CAD_BIM\6.2_Work_In_Progress\6.2.3_Design\Drawings\19631DES_PnP-RD-96.dgn



Print Date: 5/24/2017
 File Name: 19631DES_PnP-RD-96.dgn
 Scale: 1:100

Sheet Revisions		
Date:	Comments	Init.

Colorado Department of Transportation

2000 South Holly Street
 Denver, CO 80222
 Phone: 303-757-9295 FAX: 303-757-9963

Region 1 JKE

As Constructed

No Revisions:

Revised:

Void:

I-70
 HOLLY ST WB OFF RAMP
 STA 312+00 TO STA 324+53.37

Designer: D. HYMAS
 Detailer: M. SCHWAB

Structure Numbers

Sheet Subset: ROADWAY
 Subset Sheets: 96 of 165

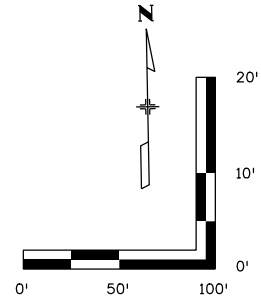
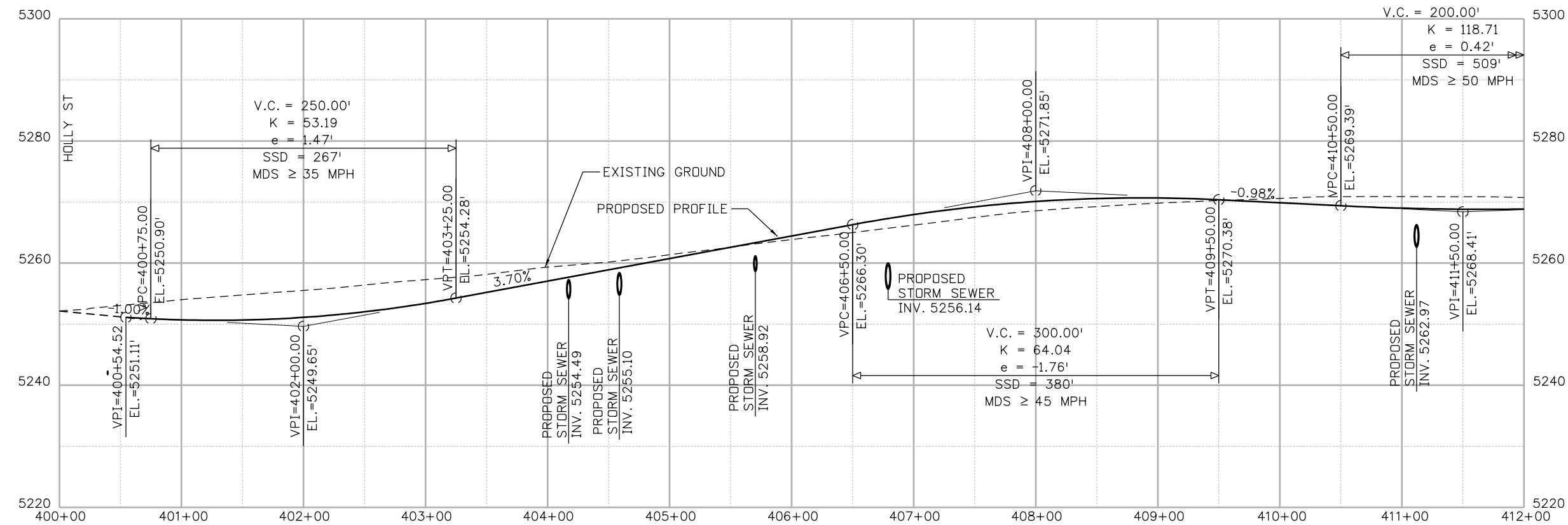
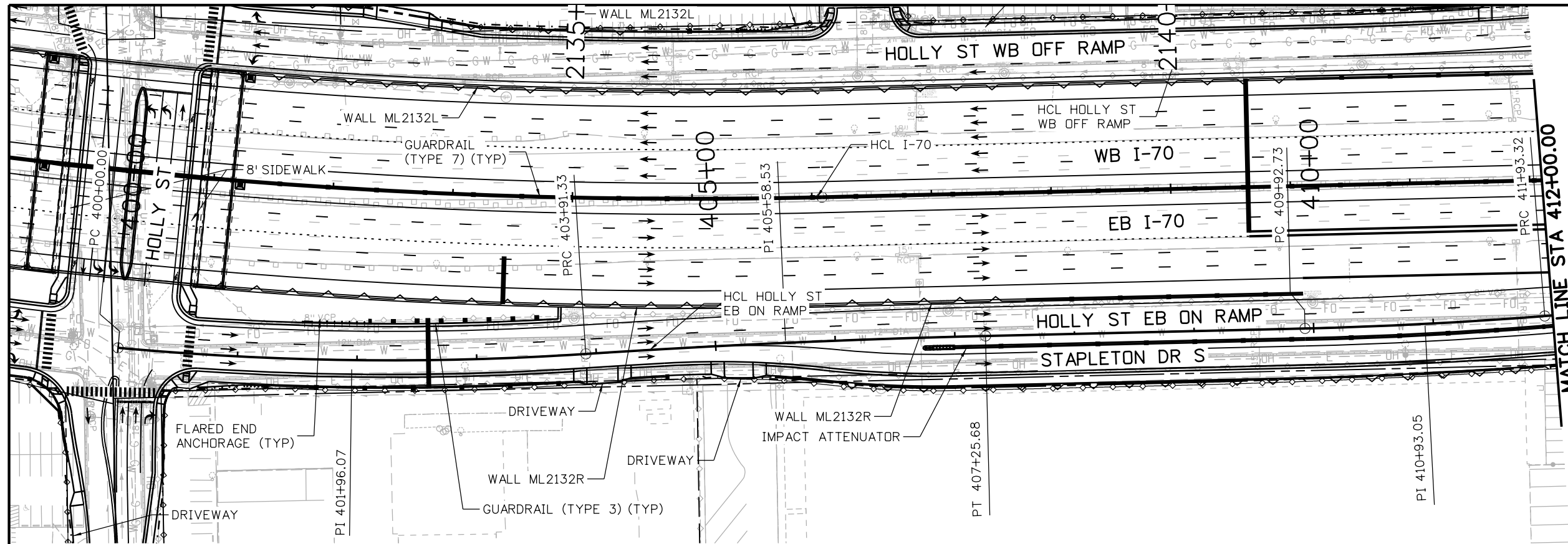
Project No./Code
 FBR 0704-234

19631

Sheet Number RD-96



MSCHWAB 3:48:50 PM pw:\PWAPPD\MA001\NorthCentral_Dmaha\Documents\424981\MKT60000083066\6.0_CAD_BIM\6.2_Work_In_Progress\Drawings\1963IDES_PnP-RD-97.dgn



Print Date: 5/24/2017
 File Name: 19631DES_PnP-RD-97.dgn
 Scale: 1:100

Sheet Revisions		
Date:	Comments	Init.

Colorado Department of Transportation

 2000 South Holly Street
 Denver, CO 80222
 Phone: 303-757-9295 FAX: 303-757-9963
 Region 1 JKE

As Constructed
 No Revisions:
 Revised:
 Void:

I-70
HOLLY ST EB ON RAMP
 STA 400+00 TO STA 412+00

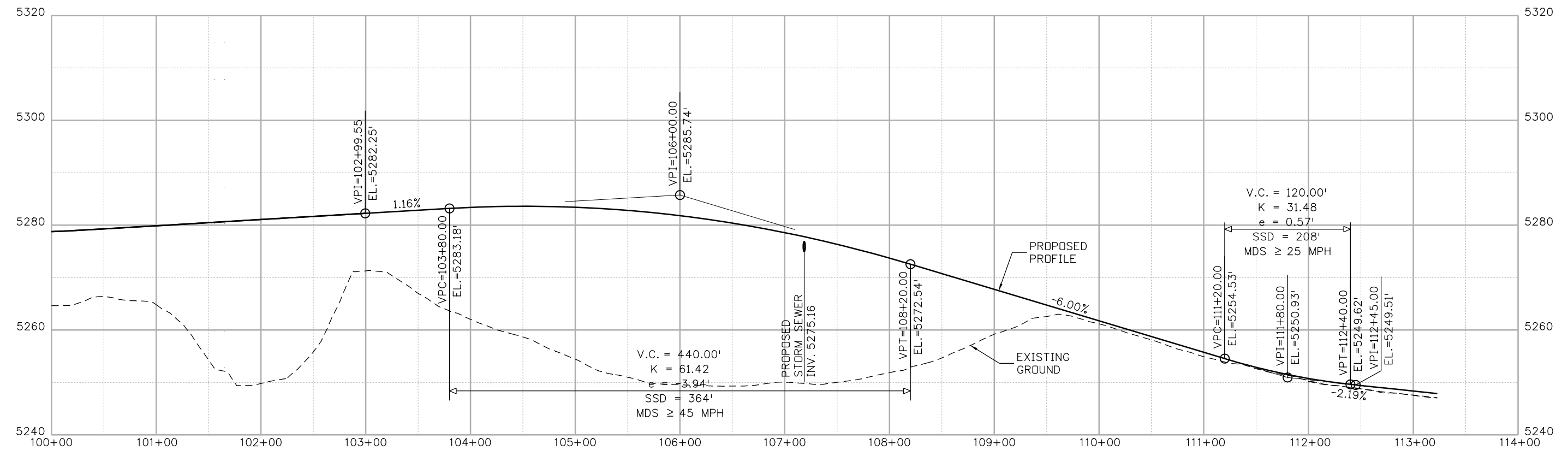
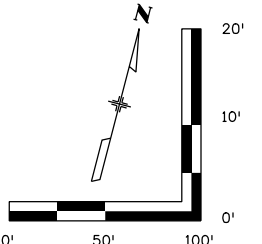
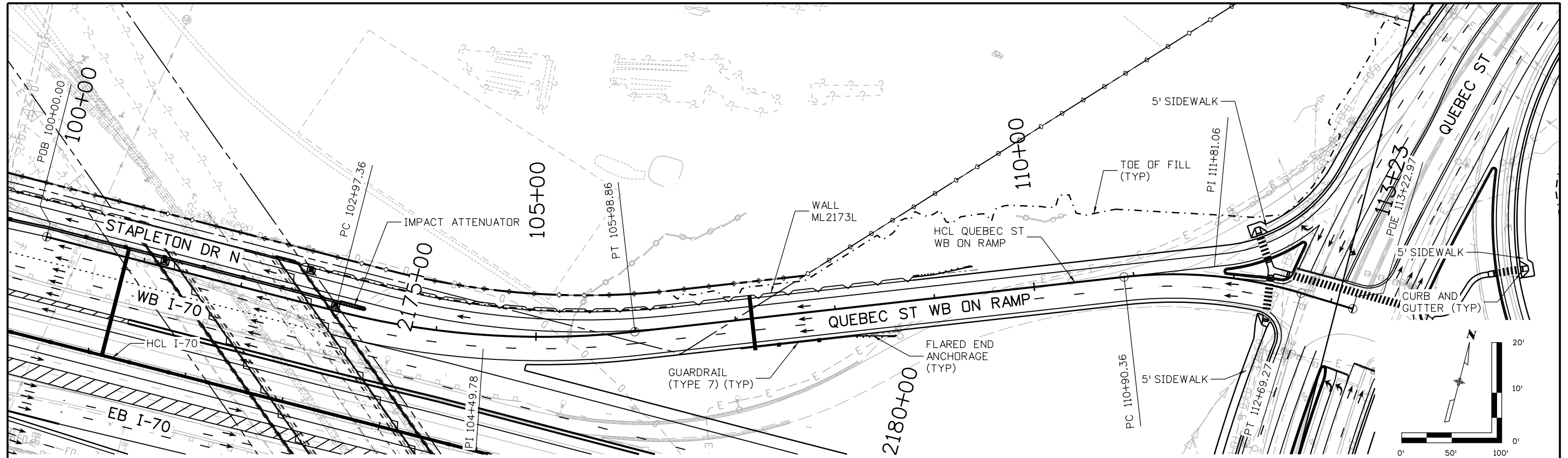
Designer: D. HYMAS
 Detailer: M. SCHWAB
 Sheet Subset: ROADWAY

Structure Numbers
 Subset Sheets: 97 of 165

Project No./Code
 FBR 0704-234
 19631
 Sheet Number **RD-97**



MSCHWAB 3:49:41 PM p:\p\APP\01\NorthCentral\Omaha\Documents\424981\MKTG0000083066\6_0_CAD_BIM\6.2_Work_In_Progress\6.2.3_Design\Drawings\19631DES_PnP-RD-102.dgn



Print Date: 5/24/2017 File Name: 19631DES_PnP-RD-102.dgn Scale: 1:100	<table border="1" style="width: 100%; border-collapse: collapse;"> <thead> <tr> <th colspan="3">Sheet Revisions</th> </tr> <tr> <th>Date:</th> <th>Comments</th> <th>Init.</th> </tr> </thead> <tbody> <tr> <td> </td> <td> </td> <td> </td> </tr> </tbody> </table>	Sheet Revisions			Date:	Comments	Init.				Colorado Department of Transportation 2000 South Holly Street Denver, CO 80222 Phone: 303-757-9295 FAX: 303-757-9963 Region 1	As Constructed No Revisions: Revised: Void:	I-70 QUEBEC ST WB ON RAMP STA 100+00 TO STA 110+21.00 Designer: D. HYMAS Detailer: M. SCHWAB Sheet Subset: ROADWAY	Project No./Code FBR 0704-234 19631 Sheet Number RD-102
Sheet Revisions														
Date:	Comments	Init.												



0000

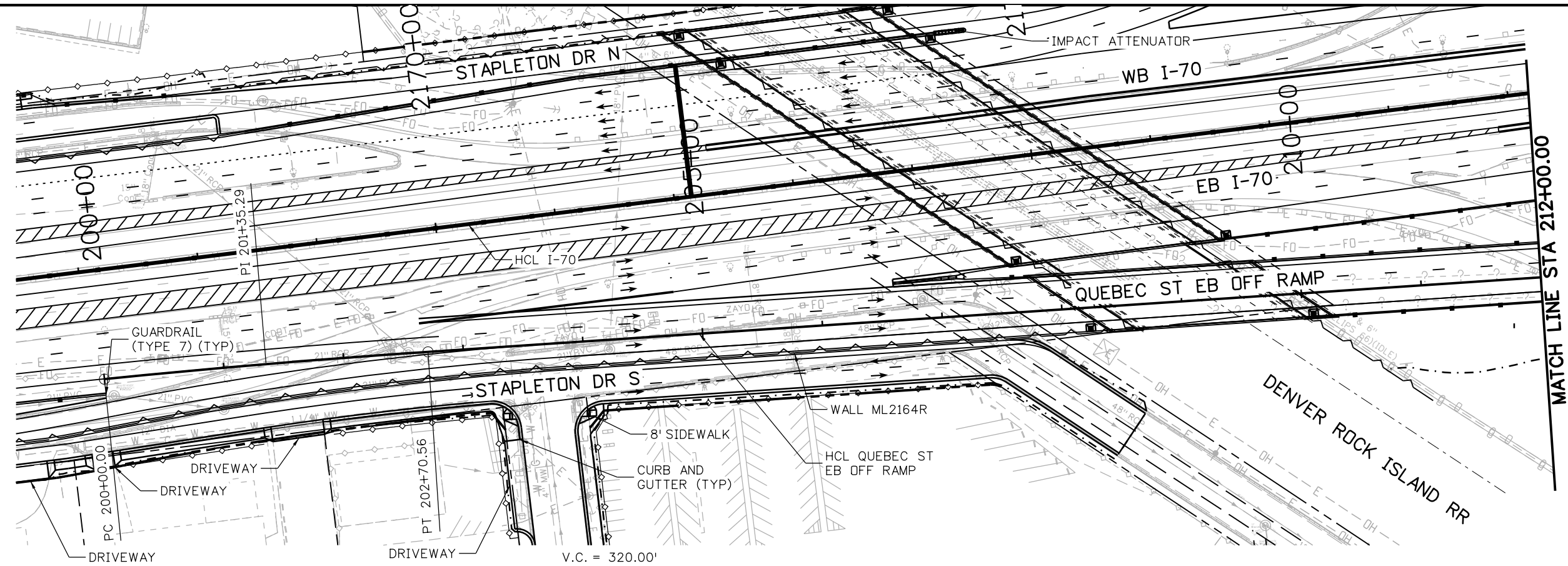


JKE

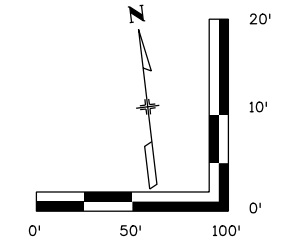
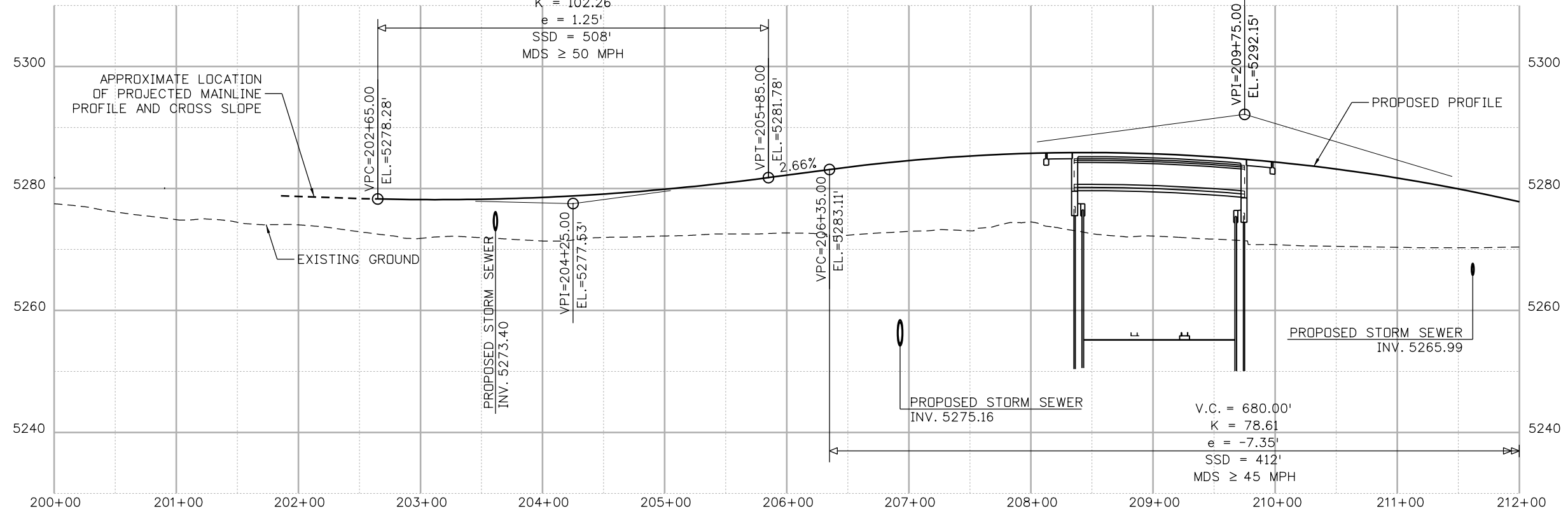
Structure Numbers

Subset Sheets: 102 of 165

MSCHWAB 3:49:50 PM p:\PWAPPD\MA01\NorthCentral_Dmaha\Documents\424981_MKT60000083066\6.0_CAD_BIM\6.2_Work_In_Progress\Drawings\1963IDES_PnP-RD-103.dgn



MATCH LINE STA 212+00.00



Print Date: 5/24/2017

File Name: 1963IDES_PnP-RD-103.dgn

Scale: 1:100

Sheet Revisions		
Date:	Comments	Init.

Colorado Department of Transportation

2000 South Holly Street
Denver, CO 80222
Phone: 303-757-9295 FAX: 303-757-9963

Region 1 JKE

As Constructed
No Revisions:
Revised:
Void:

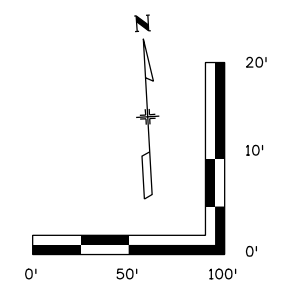
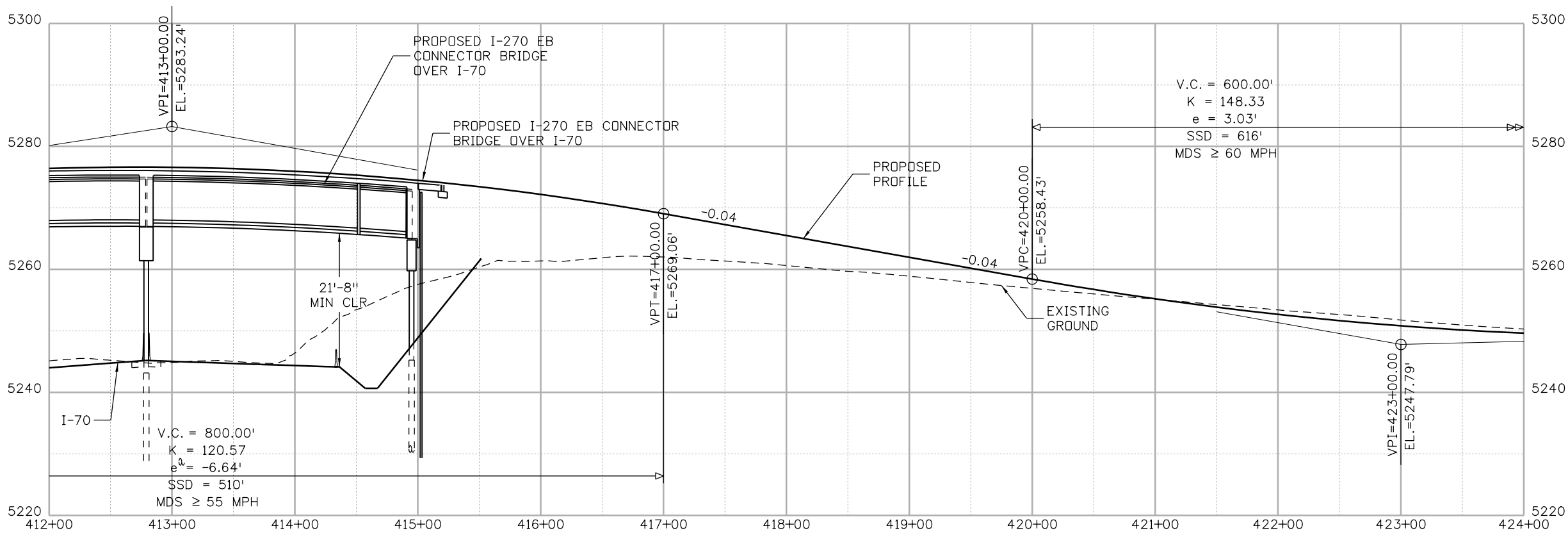
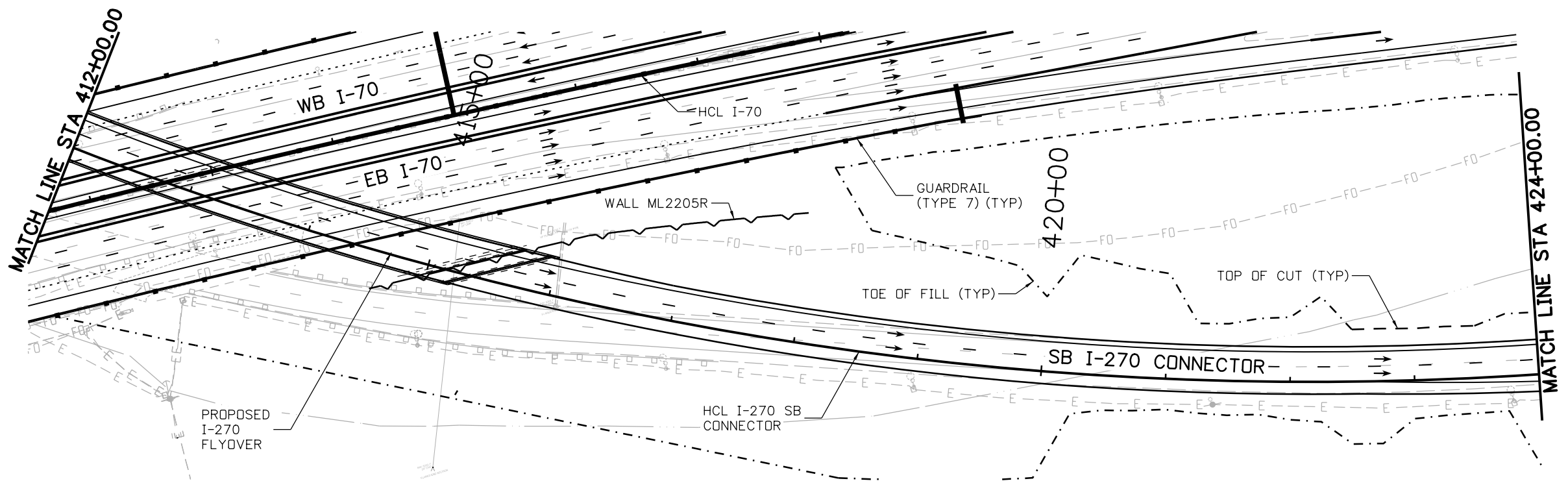
I-70
QUEBEC ST EB OFF RAMP
STA 200+00 TO STA 212+00

Designer: D. HYMAS	Structure Numbers
Detailer: M. SCHWAB	
Sheet Subset: ROADWAY	Subset Sheets: 103 of 165

Project No./Code
FBR 0704-234
19631
Sheet Number RD-103



MSCHWAB 3:50:44 PM p:\p\APP\DMA001\NorthCentral_Dmaha\Documents\424981\MKT60000083066\6.0_CAD_BIM_6.2_Work_In_Progress\6.2.3_Design\Drawings\19631DES_PnP-RD-108.dgn



Print Date: 5/24/2017
 File Name: 19631DES_PnP-RD-108.dgn
 Scale: 1:100

Sheet Revisions		
Date:	Comments	Init.

Colorado Department of Transportation

2000 South Holly Street
 Denver, CO 80222
 Phone: 303-757-9295 FAX: 303-757-9963

Region 1 **JKE**

As Constructed

No Revisions:
 Revised:
 Void:

**I-70
 I-270 SB CONNECTOR
 STA 412+00 TO STA 424+00**

Designer: D. HYMAS
 Detailer: M. SCHWAB

Sheet Subst: ROADWAY
 Subst Sheets: 108 of 165

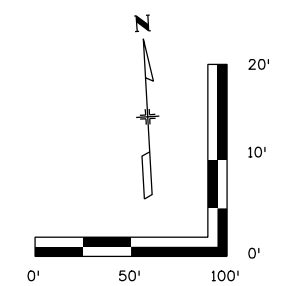
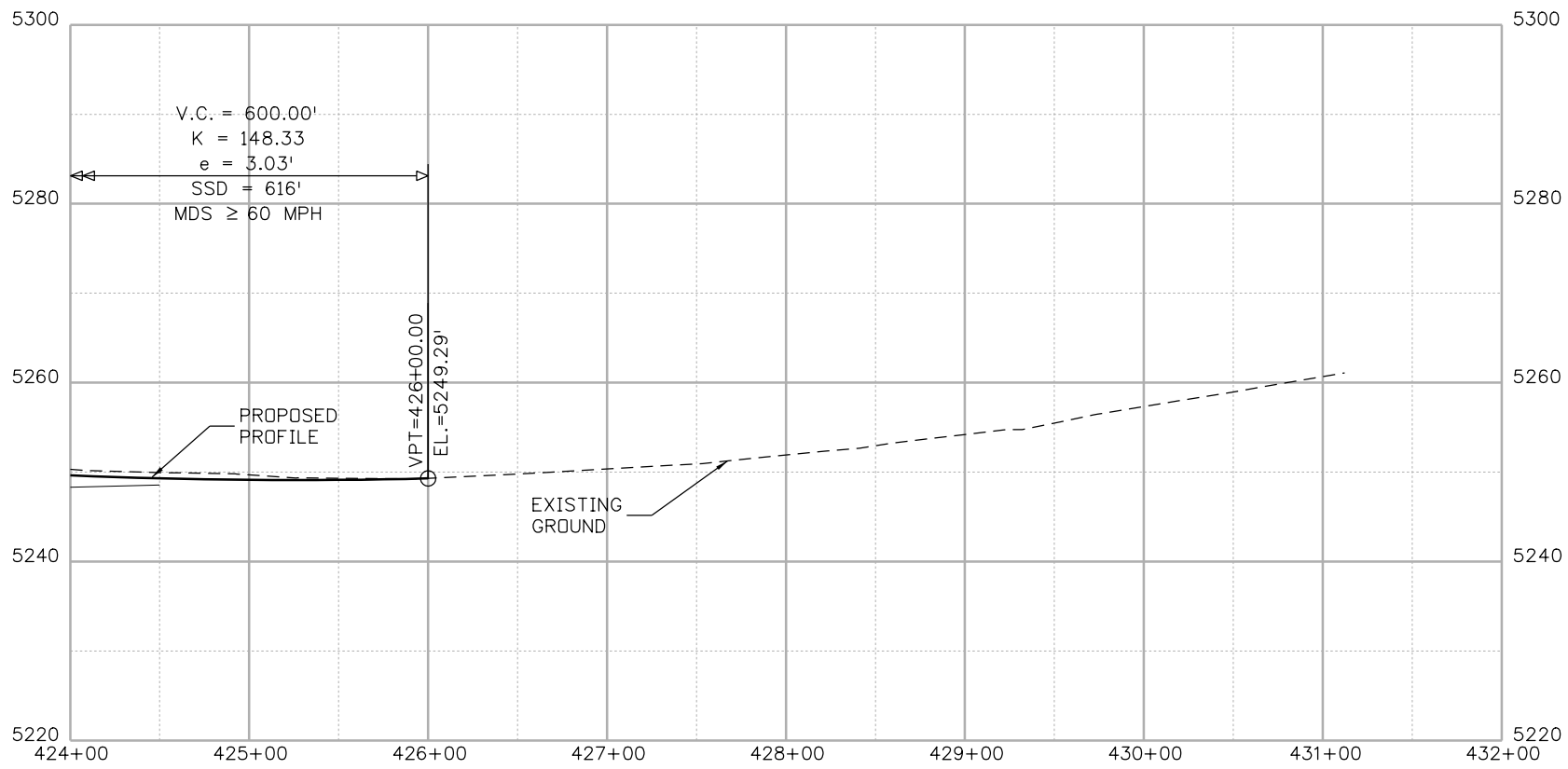
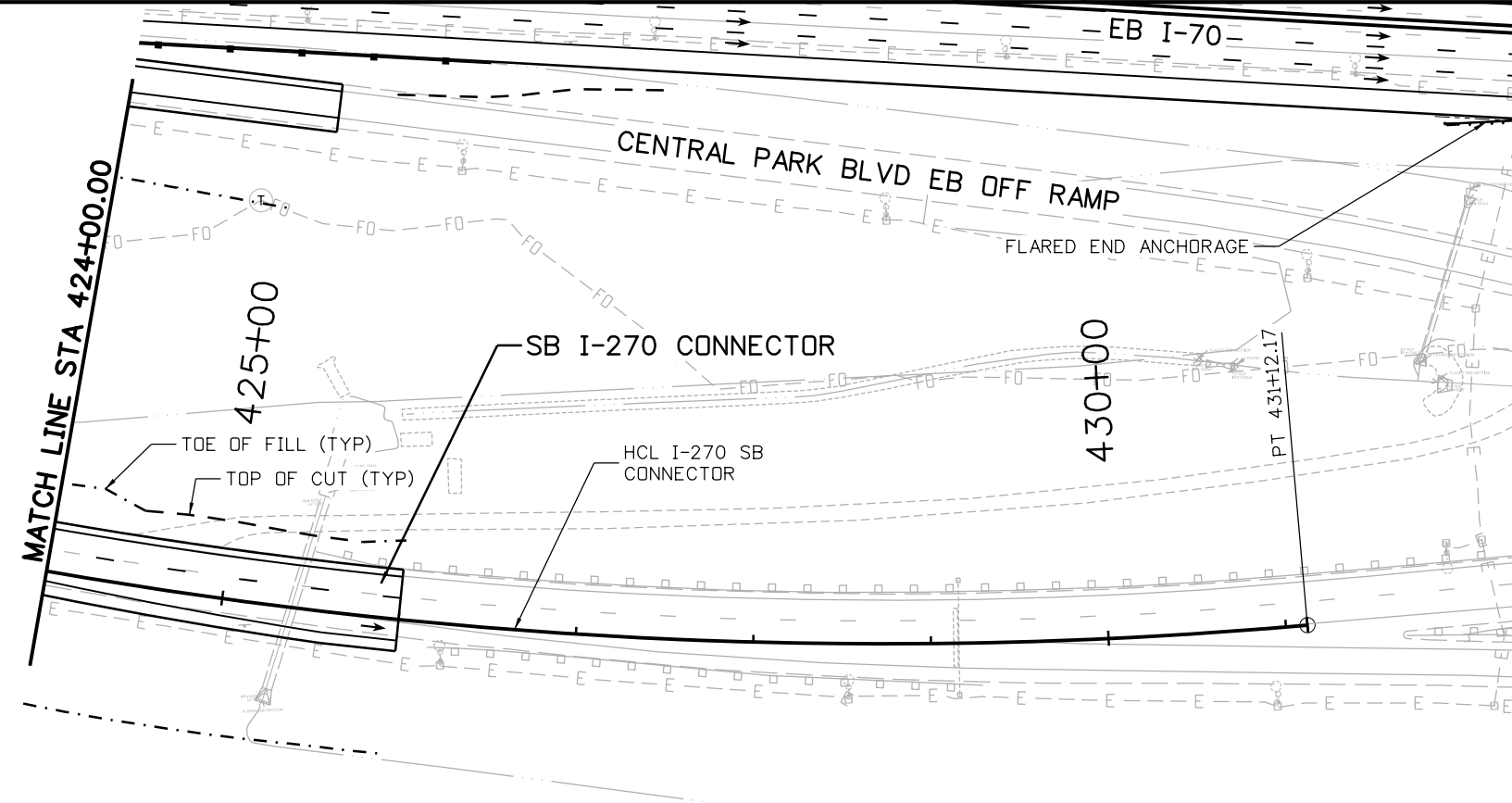
Project No./Code
 FBR 0704-234

19631

Sheet Number **RD-108**



MSCHWAB 3:50:53 PM pw:\PWAPPD\MA001\NorthCentral_Dmaha\Documents\424981.MKT\600000083066\6.0_CAD_BIM\6.2_Work_In_Progress\6.2.3_Design\Drawings\19631DES_PnP-RD-109.dgn



Print Date: 5/24/2017
 File Name: 19631DES_PnP-RD-109.dgn
 Scale: 1:100

5280 Connectors
 Linking I-70 Communities

Sheet Revisions		
Date:	Comments	Init.

Colorado Department of Transportation

2000 South Holly Street
 Denver, CO 80222
 Phone: 303-757-9295 FAX: 303-757-9963

Region 1 JKE

As Constructed
No Revisions:
Revised:
Void:

I-70
I-270 SB CONNECTOR
STA 424+00 TO STA 431+32.85

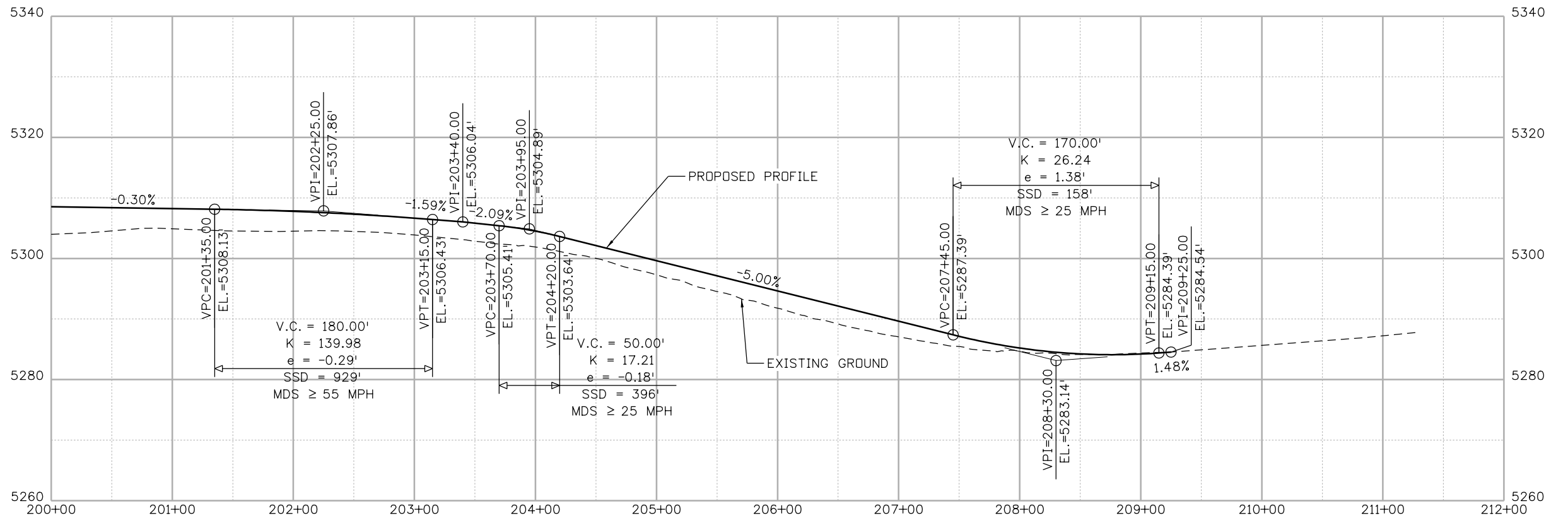
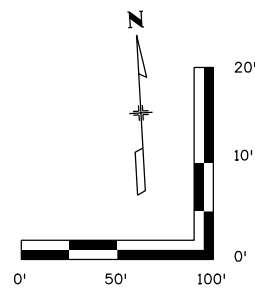
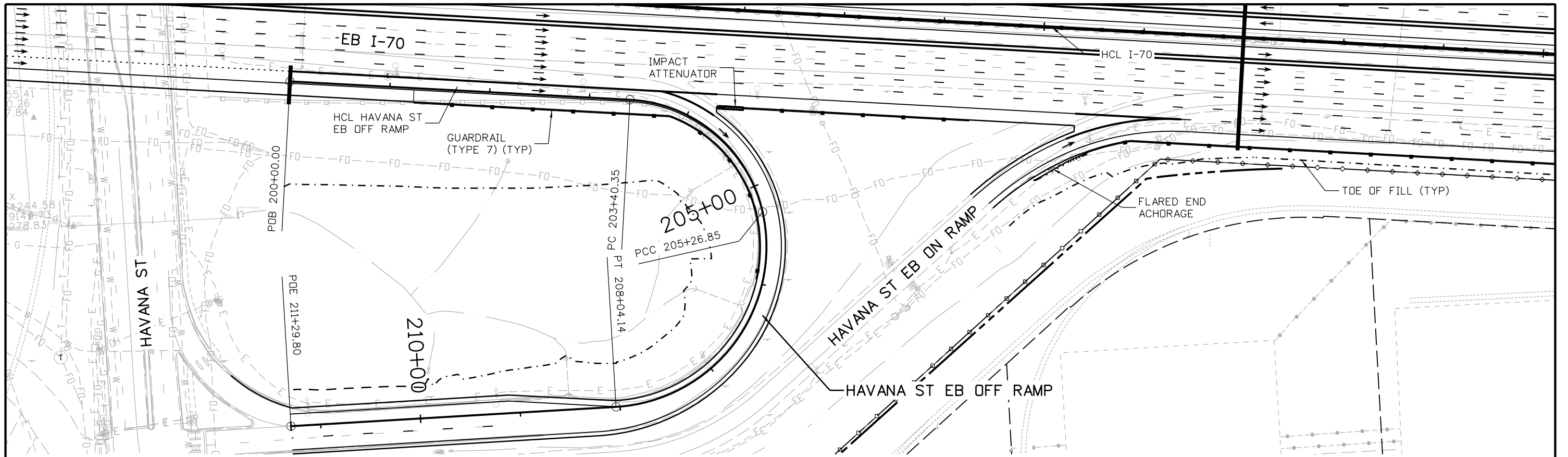
Designer: D. HYMAS	Structure Numbers
Detailer: M. SCHWAB	
Sheet Subset: ROADWAY	Subset Sheets: 109 of 165

Project No./Code
 FBR 0704-234

19631

Sheet Number **RD-109**

MSCHWAB 3:52:02 PM pw:\PWAPPD\MA001\NorthCentral_Dmaha\Documents\424981.MKT\60000083066\6.0_CAD_BIM\6.2_Work_In_Progress\19631DES_PnP-RD-116.dgn



Print Date: 5/24/2017

File Name: 19631DES_PnP-RD-116.dgn

Scale: 1:100

Sheet Revisions

Date:	Comments	Init.

Colorado Department of Transportation



2000 South Holly Street
Denver, CO 80222
Phone: 303-757-9295 FAX: 303-757-9963

Region 1

JKE

As Constructed

No Revisions:

Revised:

Void:

I-70

HAVANA ST EB OFF RAMP
STA 200+00 TO STA 205+80.36

Designer: D. HYMAS

Detailer: M. SCHWAB

Sheet Subset: ROADWAY

Structure Numbers

Subset Sheets: 116 of 165

Project No./Code

FBR 0704-234

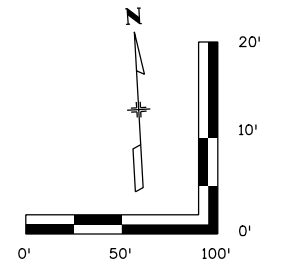
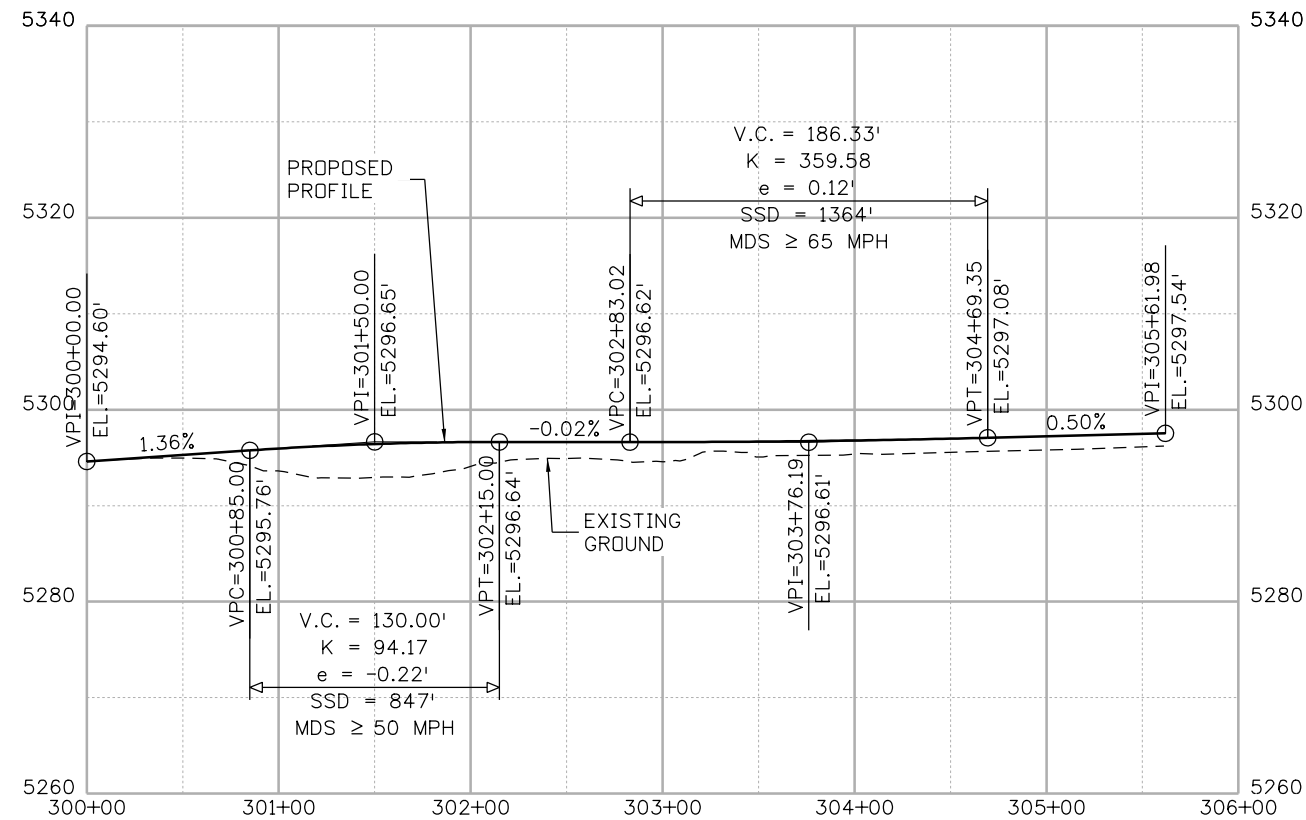
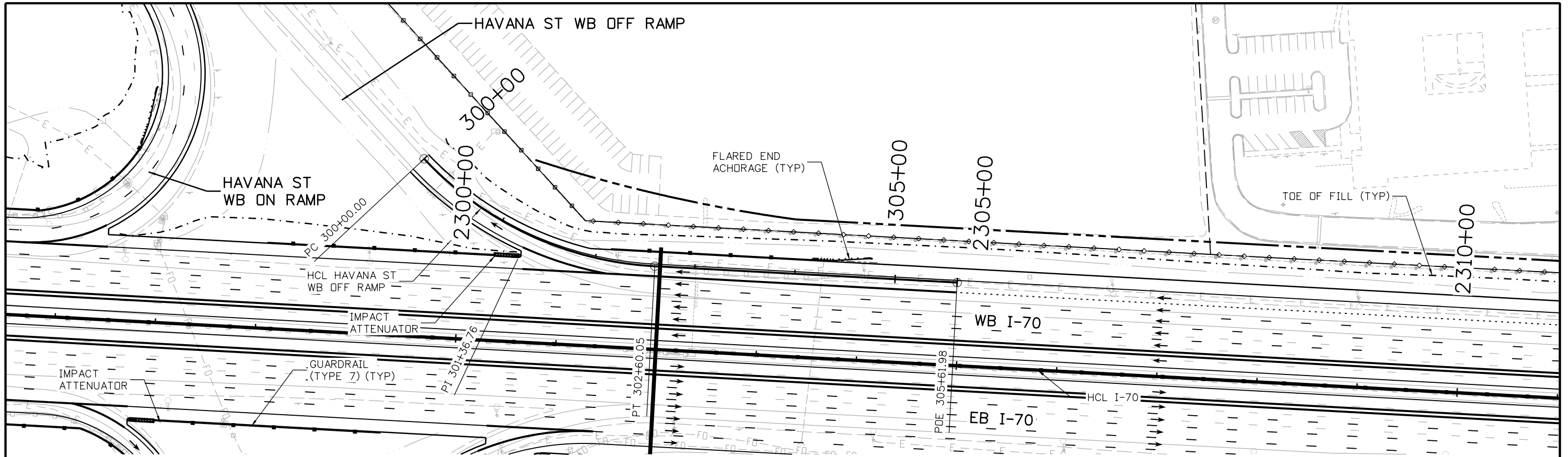
19631

Sheet Number **RD-116**



Linking I-70 Communities

MSCHWAB 3:52:12 PM pwr:\pwappp\01\NorthCentral_Dmoho\Documents\424981\WKT00000083066\6.0_CAD_BIM\6.2_Work_In_Progress\6.2.3_Design\Drawings\19631DES_PnP-RD-117.dgn



Print Date: 5/24/2017
 File Name: 19631DES_PnP-RD-117.dgn
 Scale: 1:100

Sheet Revisions		
Date:	Comments	Init.

Colorado Department of Transportation

2000 South Holly Street
 Denver, CO 80222
 Phone: 303-757-9295 FAX: 303-757-9963

Region 1 JKE

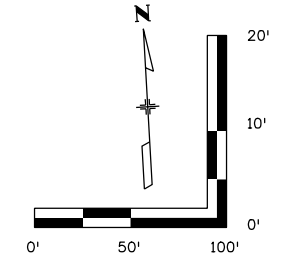
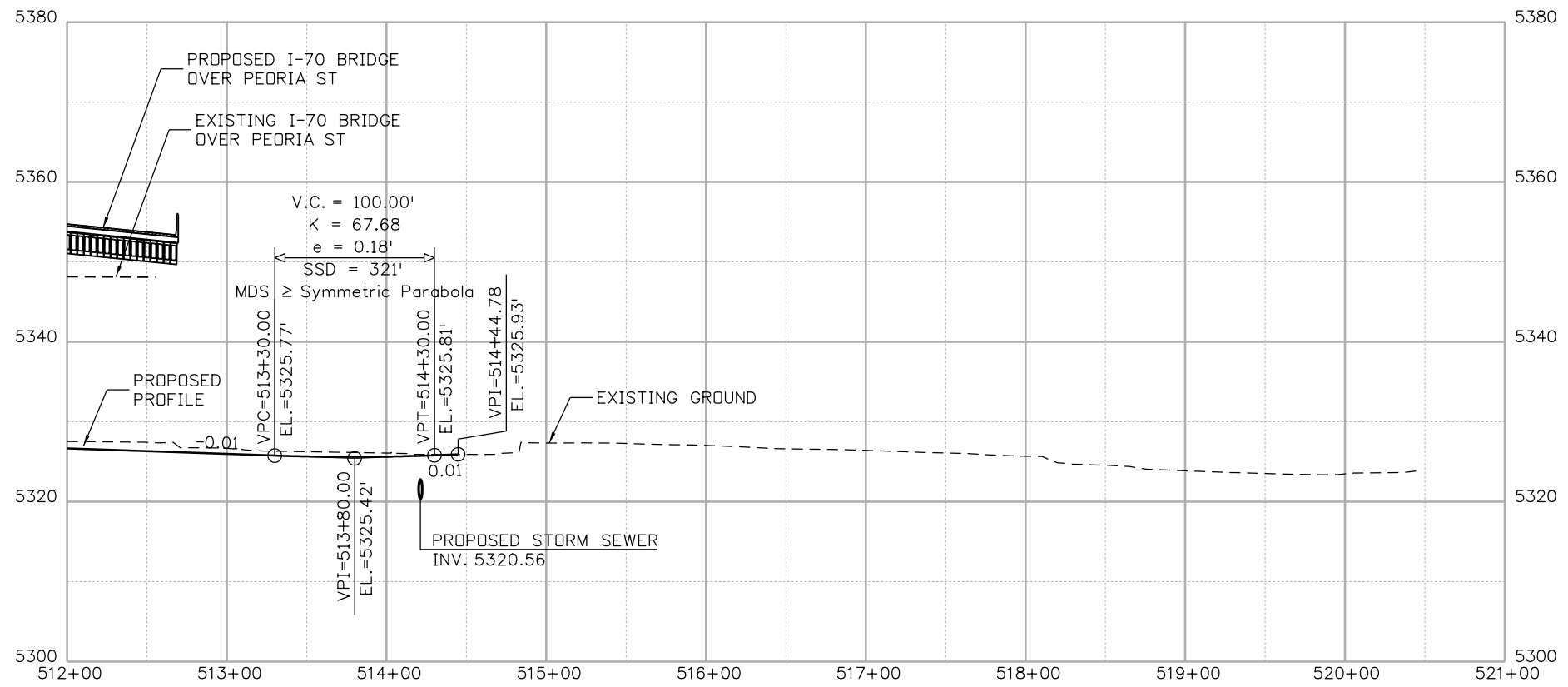
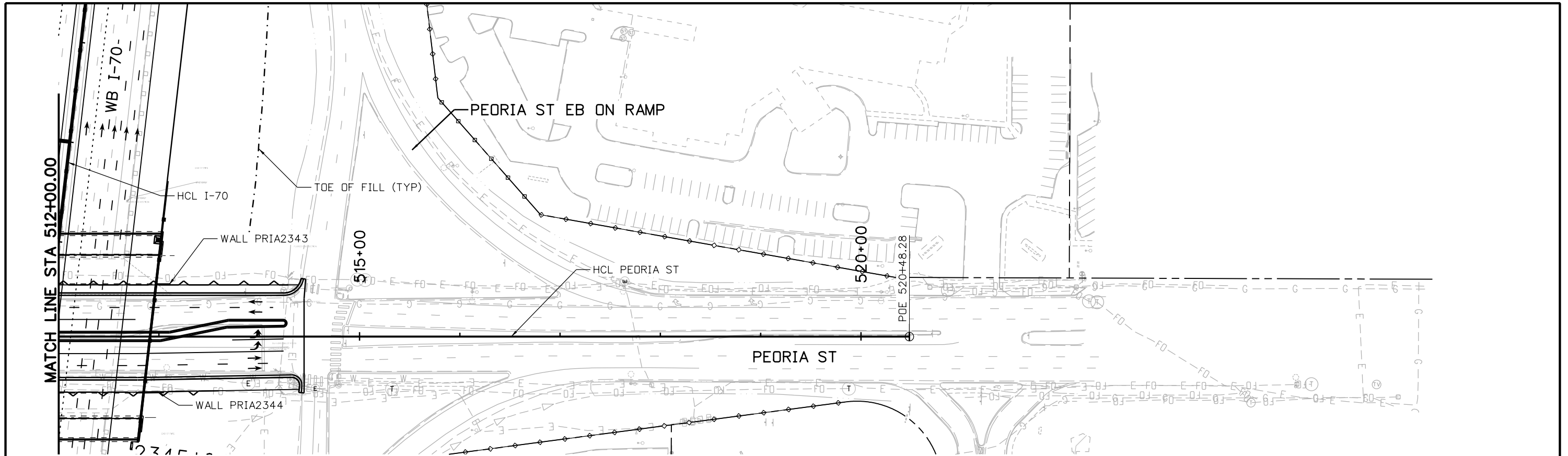
As Constructed	
No Revisions:	
Revised:	
Void:	

I-70
HAVANA ST WB OFF RAMP
 STA 300+00 TO STA 305+61.98

Designer: D. HYMAS	Structure Numbers
Detailer: M. SCHWAB	
Sheet Subset: ROADWAY	Subset Sheets: 117 of 165

Project No./Code	FBR 0704-234
	19631
Sheet Number	RD-117

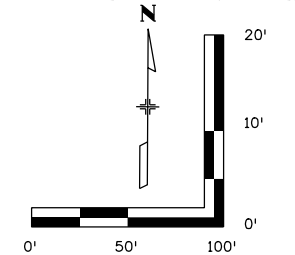
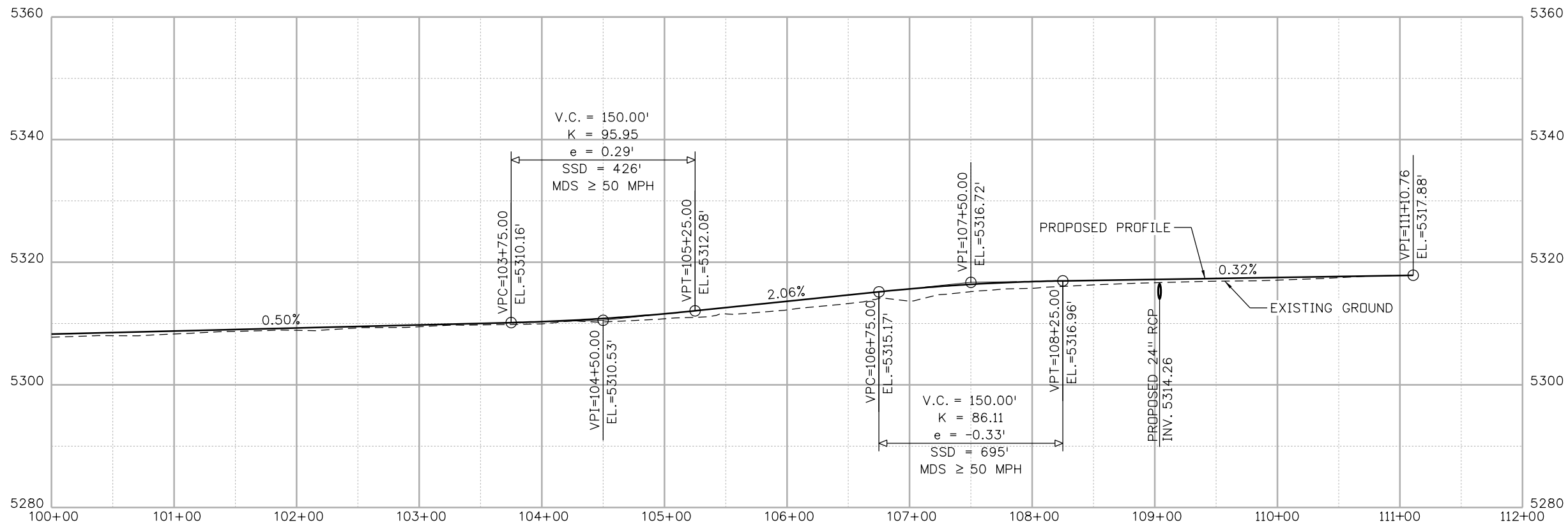
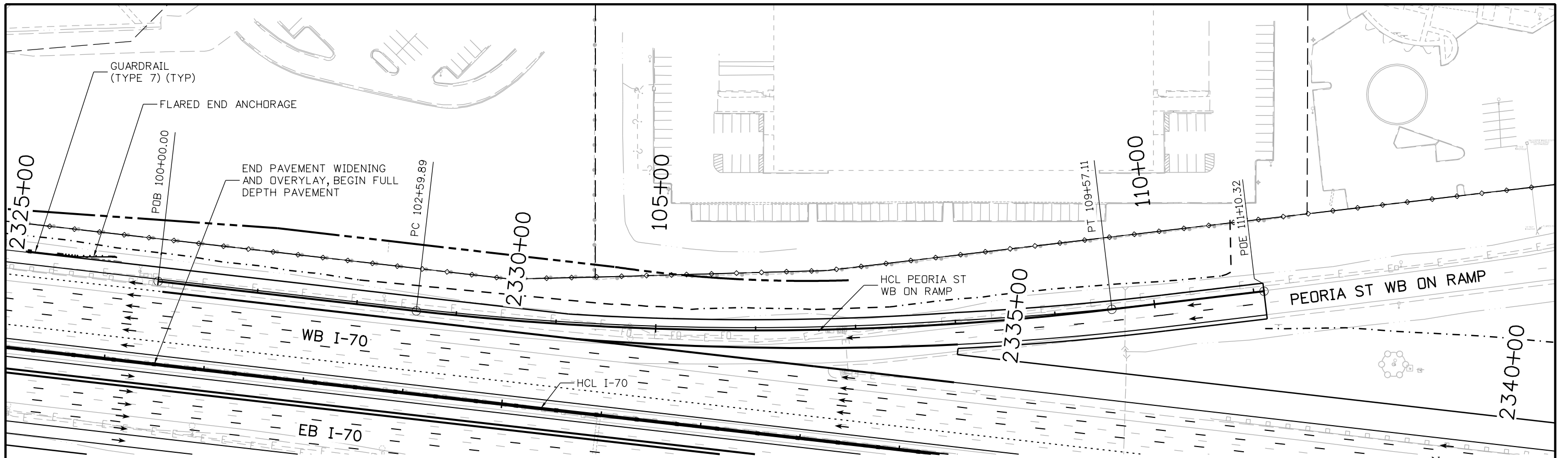
MSCHWAB 3:52:49 PM p:\PWAPP\DMA01\NorthCentral_Dmaha\Documents\424981\MKT60000083066\6.0_CAD_BIM\6.2_Work_In_Progress\6.2.3_Design\Drawings\19631DES_PnP-RD-120.dgn



Print Date: 5/24/2017 File Name: 19631DES_PnP-RD-120.dgn Scale: 1:100	0000	<table border="1" style="width: 100%; border-collapse: collapse;"> <thead> <tr> <th colspan="3">Sheet Revisions</th> </tr> <tr> <th style="width: 20%;">Date:</th> <th style="width: 50%;">Comments</th> <th style="width: 30%;">Init.</th> </tr> </thead> <tbody> <tr><td> </td><td> </td><td> </td></tr> <tr><td> </td><td> </td><td> </td></tr> <tr><td> </td><td> </td><td> </td></tr> </tbody> </table>	Sheet Revisions			Date:	Comments	Init.										Colorado Department of Transportation 2000 South Holly Street Denver, CO 80222 Phone: 303-757-9295 FAX: 303-757-9963 Region 1	As Constructed No Revisions: Revised: Void:	I-70 PEORIA ST STA 512+00 TO STA 514+44.78 Designer: D. HYMAS Detailer: M. SCHWAB Sheet Subset: ROADWAY	<table border="1" style="width: 100%; border-collapse: collapse;"> <tr> <td style="width: 20%;">Structure Numbers</td> <td> </td> </tr> <tr> <td>Subset Sheets: 120 of 165</td> <td> </td> </tr> </table>	Structure Numbers		Subset Sheets: 120 of 165		<table border="1" style="width: 100%; border-collapse: collapse;"> <tr> <td style="width: 50%;">Project No./Code</td> <td>FBR 0704-234</td> </tr> <tr> <td> </td> <td>19631</td> </tr> <tr> <td>Sheet Number</td> <td>RD-120</td> </tr> </table>	Project No./Code	FBR 0704-234		19631	Sheet Number	RD-120
Sheet Revisions																																
Date:	Comments	Init.																														
Structure Numbers																																
Subset Sheets: 120 of 165																																
Project No./Code	FBR 0704-234																															
	19631																															
Sheet Number	RD-120																															



MSCHWAB 3:52:59 PM p:\P\APPD\MA01\NorthCentral_Dmaha\Documents\424981\MKT60000083066\6.0_CAD_BIM\6.2_Work_In_Progress\6.2.3_Design\Drawings\19631DES_PnP-RD-121.dgn




Print Date: 5/24/2017

File Name: 19631DES_PnP-RD-121.dgn

Scale: 1:100

Sheet Revisions		
Date:	Comments	Init.

Colorado Department of Transportation

 2000 South Holly Street
 Denver, CO 80222
 Phone: 303-757-9295 FAX: 303-757-9963
 Region 1 JKE

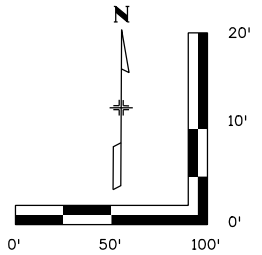
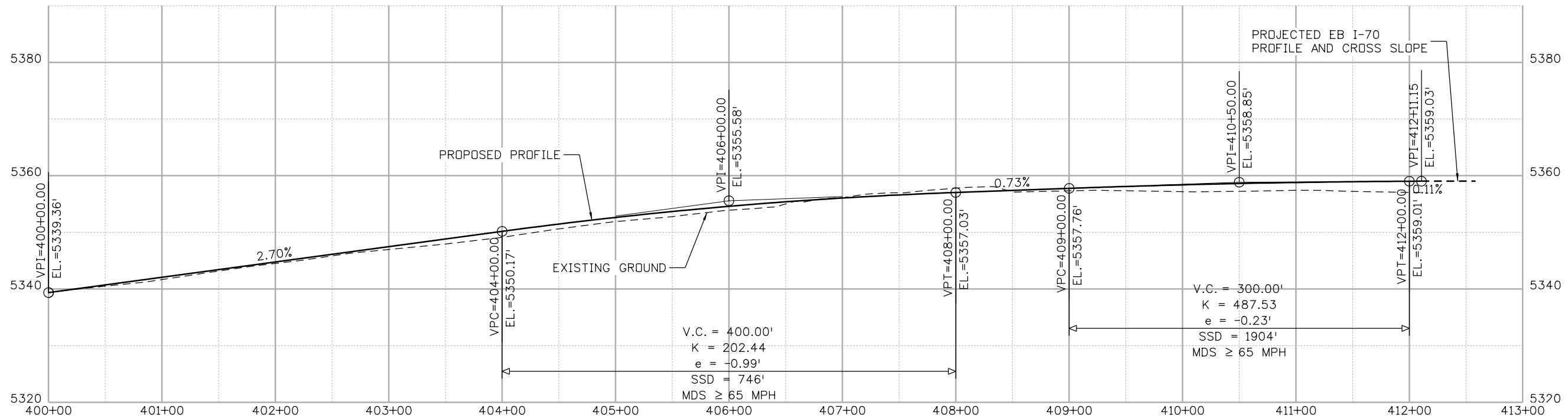
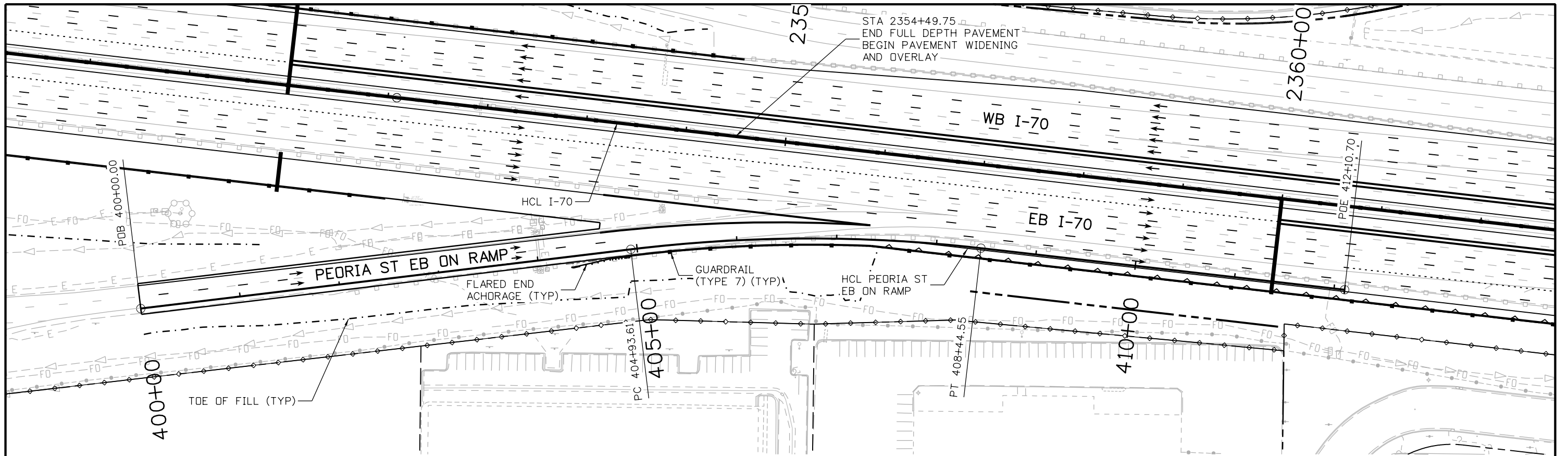
As Constructed
No Revisions:
Revised:
Void:

I-70 PEORIA ST WB ON RAMP STA 100+00 TO STA 111+10.76	
Designer: D. HYMAS	Structure Numbers
Detailer: M. SCHWAB	
Sheet Subset: ROADWAY	Subset Sheets: 121 of 165

Project No./Code
FBR 0704-234
19631
Sheet Number RD-121



MSCHWAB 3:53:23 PM pw:\PWAPPD\MA01\NorthCentral_Dmaha\Documents\424981.MKT\60000083066\6.0_CAD_BIM\6.2_Work\In_Progress\Drawings\1963IDES_PnP-RD-123.dgn



Print Date: 5/24/2017

File Name: 19631DES_PnP-RD-123.dgn

Scale: 1:100

Sheet Revisions

Date:	Comments	Init.

Colorado Department of Transportation



2000 South Holly Street
Denver, CO 80222
Phone: 303-757-9295 FAX: 303-757-9963

Region 1

JKE

As Constructed

No Revisions:

Revised:

Void:

I-70

**PEORIA ST EB ON RAMP
STA 400+00 TO STA 412+11.15**

Designer: D. HYMAS

Detailer: M. SCHWAB

Sheet Subset: ROADWAY

Structure Numbers

Subset Sheets: 123 of 165

Project No./Code

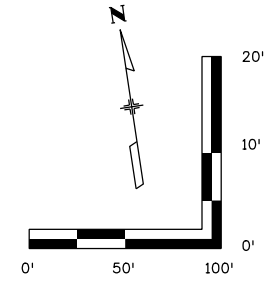
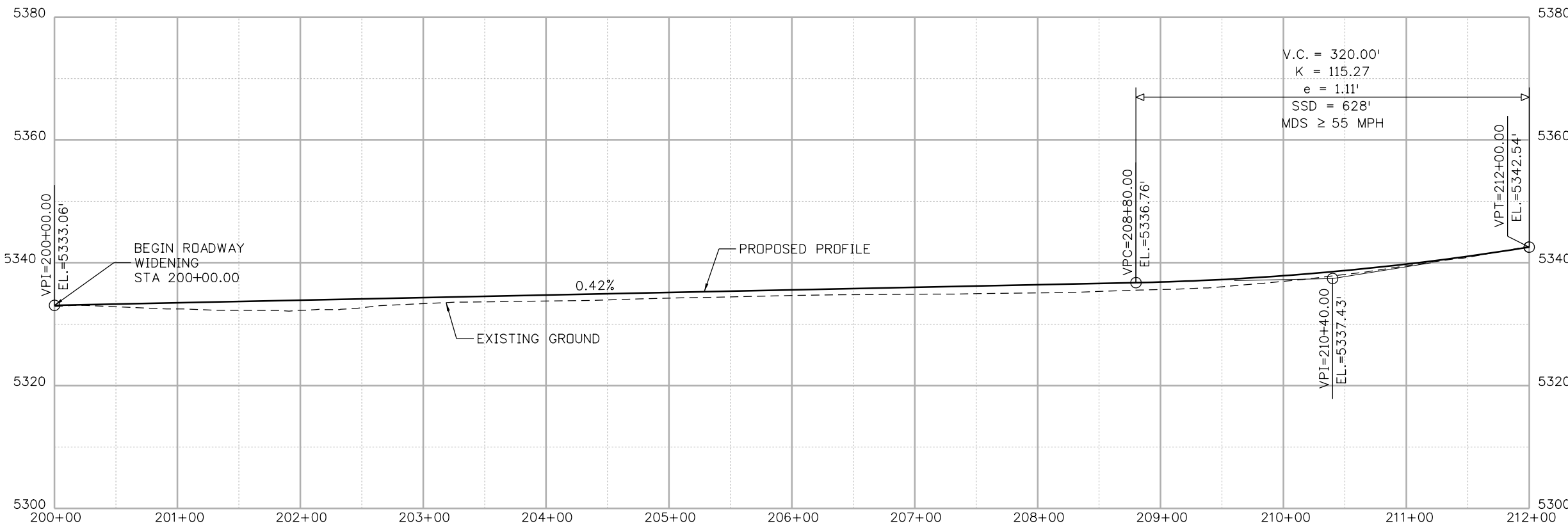
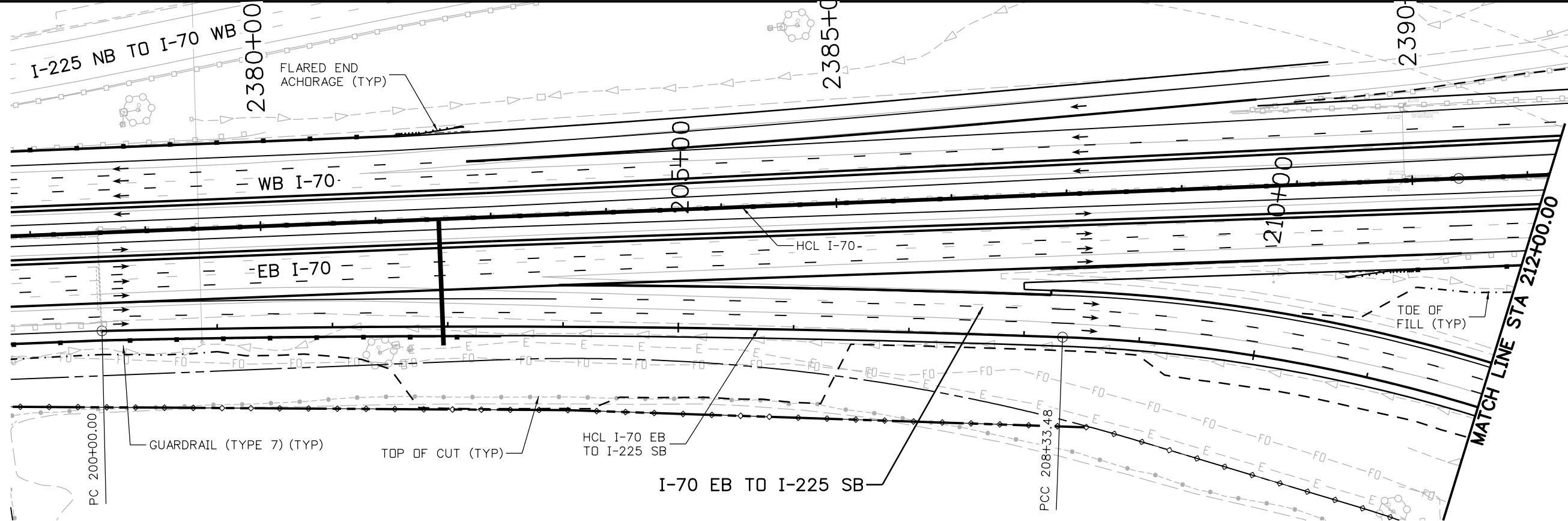
FBR 0704-234

19631

Sheet Number **RD-123**



MSCHWAB 3:53:34 PM p:\p\APP\DMA001\NorthCentral_Dmaha\Documents\424981\MKT60000083066\6.0_CAD_BIM\6.2_Work_In_Progress\1963IDES_PnP-RD-124.dgn



Print Date: 5/24/2017
 File Name: 19631DES_PnP-RD-124.dgn
 Scale: 1:100

5280 Connectors
 Linking I-70 Communities

Sheet Revisions		
Date:	Comments	Init.

Colorado Department of Transportation

2000 South Holly Street
 Denver, CO 80222
 Phone: 303-757-9295 FAX: 303-757-9963

Region 1 JKE

As Constructed
No Revisions:
Revised:
Void:

I-70
 I-70 EB TO I-225
 STA 200+00 TO STA 212+00

Designer: D. HYMAS
 Detailer: M. SCHWAB

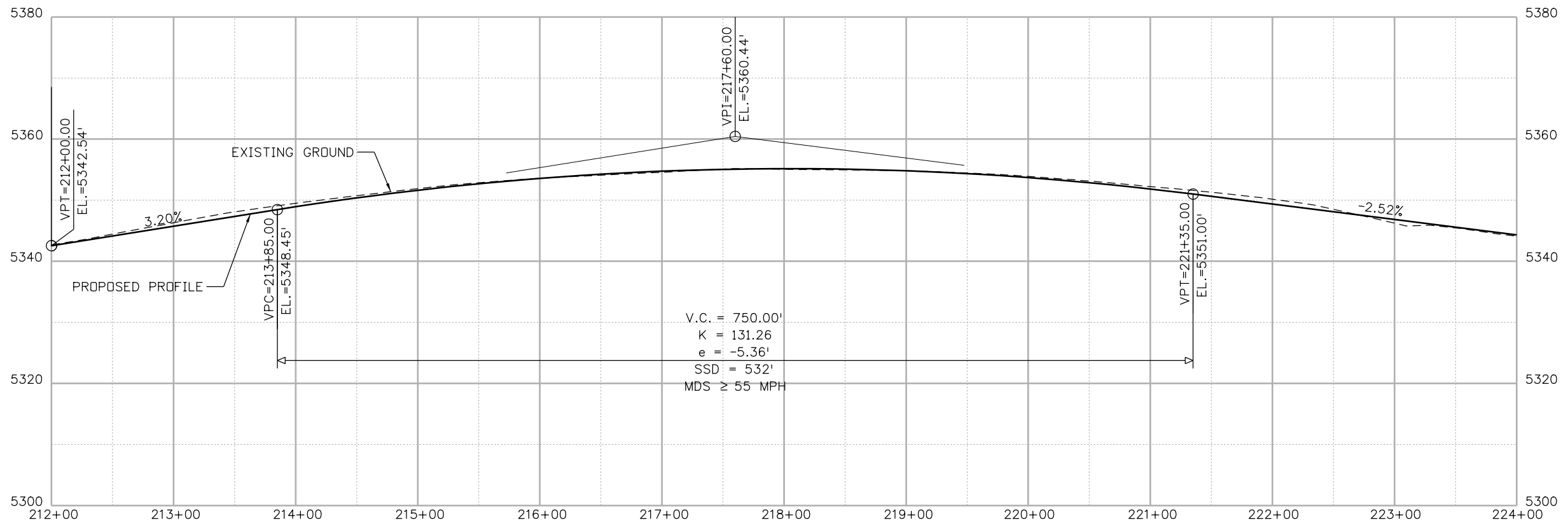
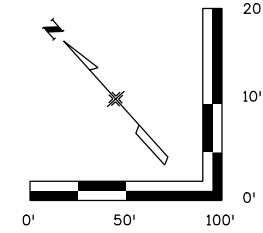
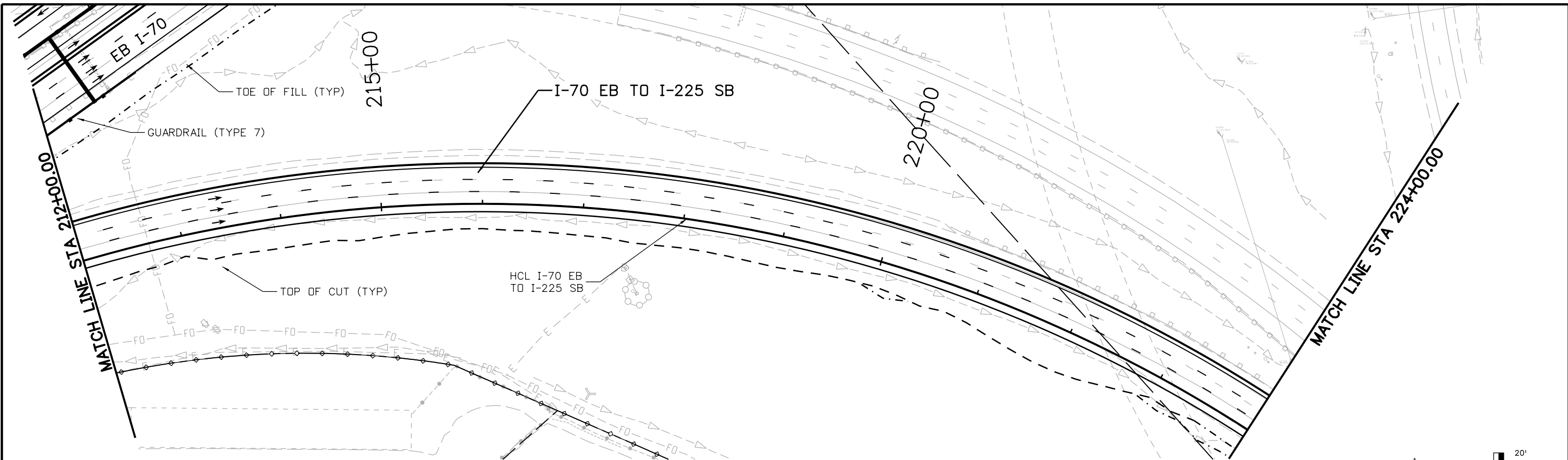
Sheet Subset: ROADWAY
 Subset Sheets: 124 of 165

Project No./Code
 FBR 0704-234

19631

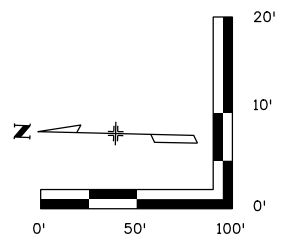
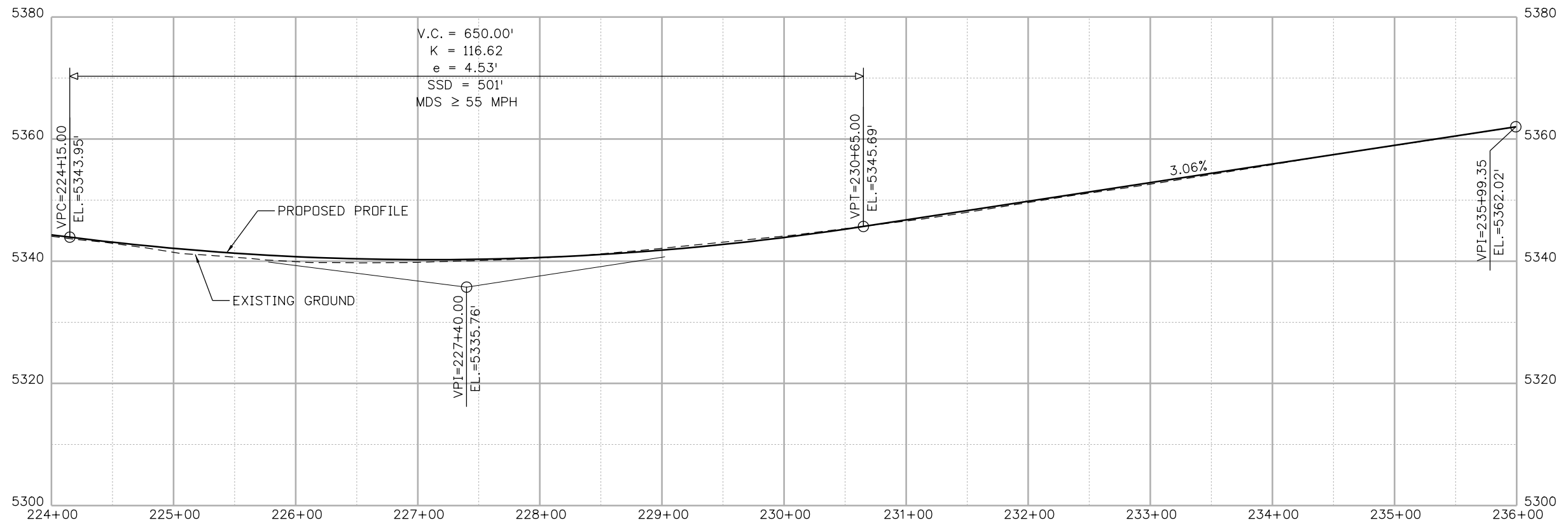
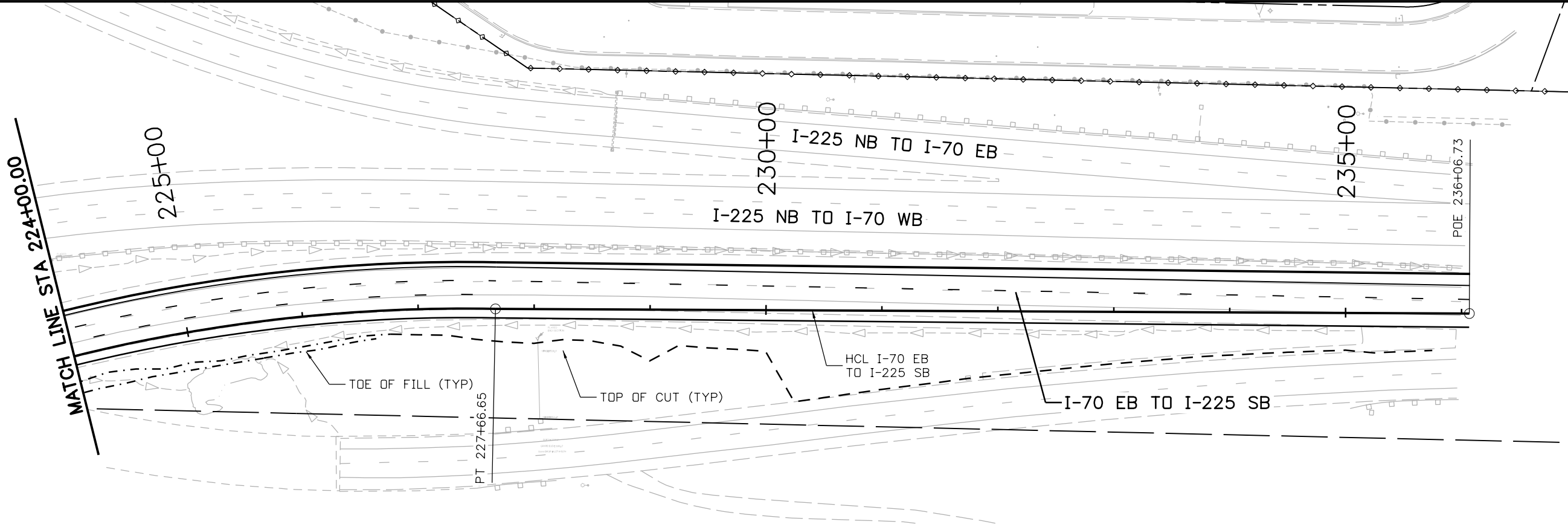
Sheet Number RD-124

MSCHWAB 3:53:45 PM p:\p\APPD\MA001\NorthCentral_Dmaha\Documents\424981\MKT60000083066\6.0_CAD_BIM\6.2_Work\In_Progress\6.2.3_Design\Drawings\19631DES_PnP-RD-125.dgn



Print Date: 5/24/2017 File Name: 19631DES_PnP-RD-125.dgn Scale: 1:100	0000	Sheet Revisions <table border="1" style="width: 100%; border-collapse: collapse;"> <thead> <tr> <th style="width: 15%;">Date:</th> <th style="width: 55%;">Comments</th> <th style="width: 30%;">Init.</th> </tr> </thead> <tbody> <tr><td> </td><td> </td><td> </td></tr> <tr><td> </td><td> </td><td> </td></tr> <tr><td> </td><td> </td><td> </td></tr> </tbody> </table>	Date:	Comments	Init.										Colorado Department of Transportation 2000 South Holly Street Denver, CO 80222 Phone: 303-757-9295 FAX: 303-757-9963 Region 1	As Constructed No Revisions: Revised: Void:	I-70 I-70 EB TO I-225 STA 212+00 TO STA 224+00 Designer: D. HYMAS Detailer: M. SCHWAB Sheet Subset: ROADWAY	Project No./Code FBR 0704-234 19631 Sheet Number RD-125
Date:	Comments	Init.																
5280 Connectors Linking I-70 Communities		Subset Sheets: 125 of 165																

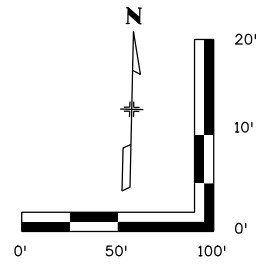
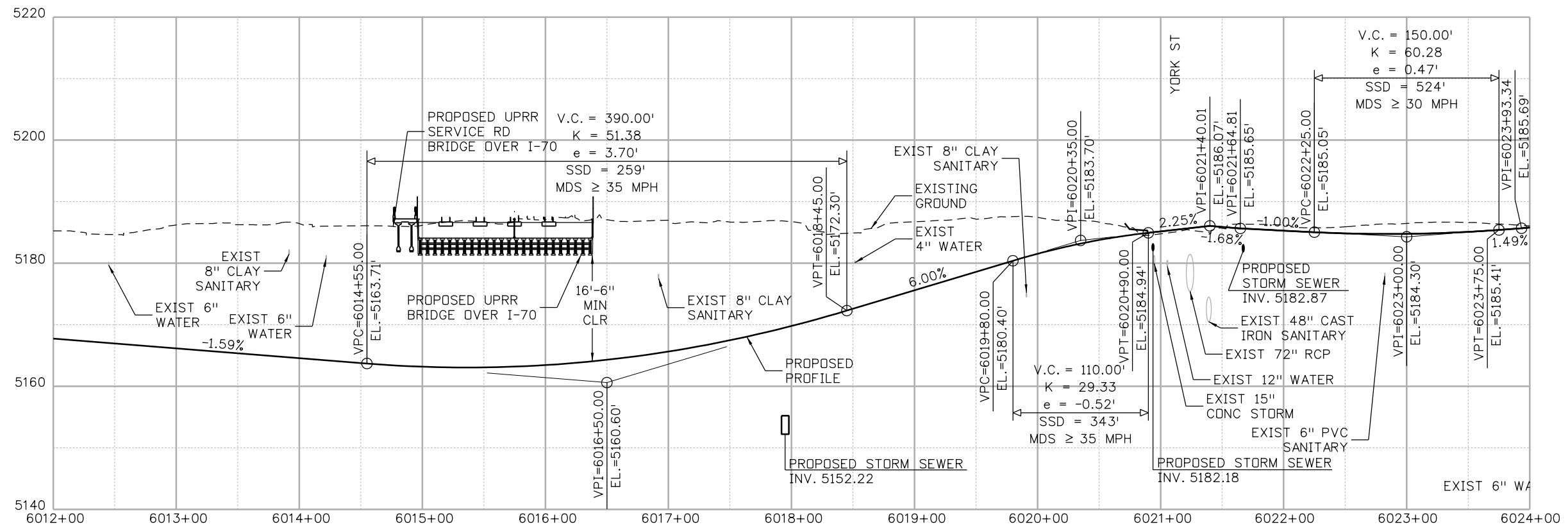
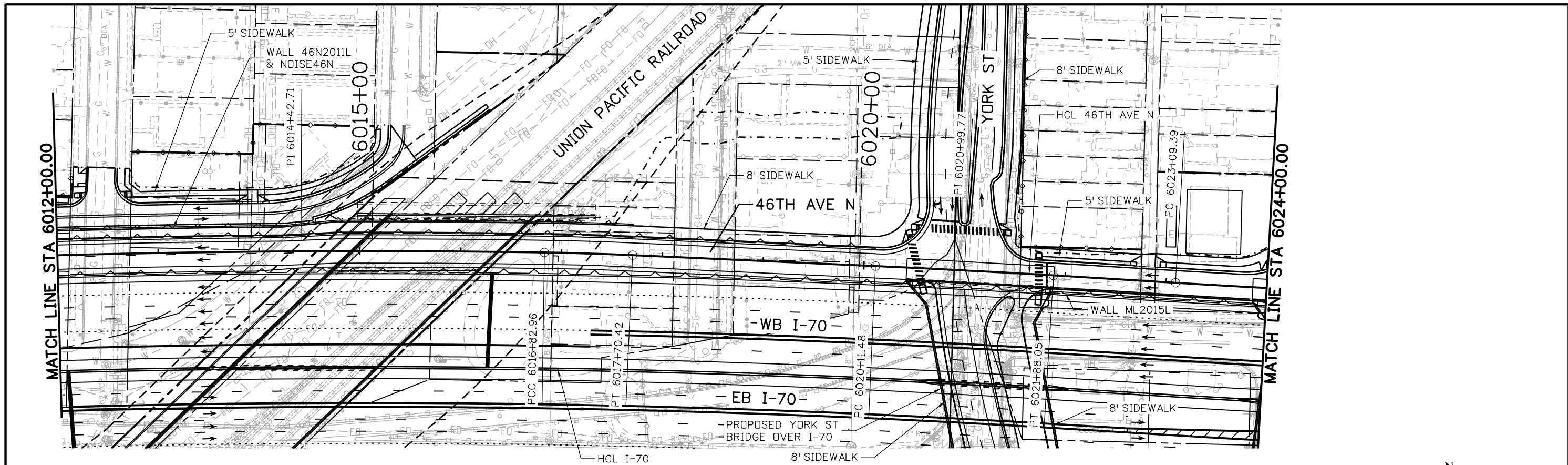
MSCHWAB 3:54:01 PM p:\p\APP\MA001\NorthCentral_Dmaha\Documents\424981\MKTG00000803066\6_O_CAD_BIM\6.2_3_Design\Drawings\19631DES_PnP-RD-126.dgn



Print Date: 5/24/2017 File Name: 19631DES_PnP-RD-126.dgn Scale: 1:100	0000	<table border="1" style="width: 100%; border-collapse: collapse;"> <thead> <tr> <th colspan="3">Sheet Revisions</th> </tr> <tr> <th style="width: 20%;">Date:</th> <th style="width: 50%;">Comments</th> <th style="width: 30%;">Init.</th> </tr> </thead> <tbody> <tr><td> </td><td> </td><td> </td></tr> <tr><td> </td><td> </td><td> </td></tr> <tr><td> </td><td> </td><td> </td></tr> </tbody> </table>	Sheet Revisions			Date:	Comments	Init.										Colorado Department of Transportation 2000 South Holly Street Denver, CO 80222 Phone: 303-757-9295 FAX: 303-757-9963 Region 1	As Constructed No Revisions: Revised: Void:	I-70 I-70 EB TO I-225 STA 224+00 TO STA 235+99.35 Designer: D. HYMAS Detailer: M. SCHWAB Sheet Subset: ROADWAY	<table border="1" style="width: 100%; border-collapse: collapse;"> <tr> <td style="width: 50%;">Structure Numbers</td> <td style="width: 50%;"> </td> </tr> <tr> <td>Subset Sheets: 126 of 165</td> <td> </td> </tr> </table>	Structure Numbers		Subset Sheets: 126 of 165		Project No./Code FBR 0704-234 19631 Sheet Number RD-126
Sheet Revisions																										
Date:	Comments	Init.																								
Structure Numbers																										
Subset Sheets: 126 of 165																										

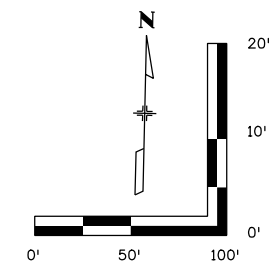
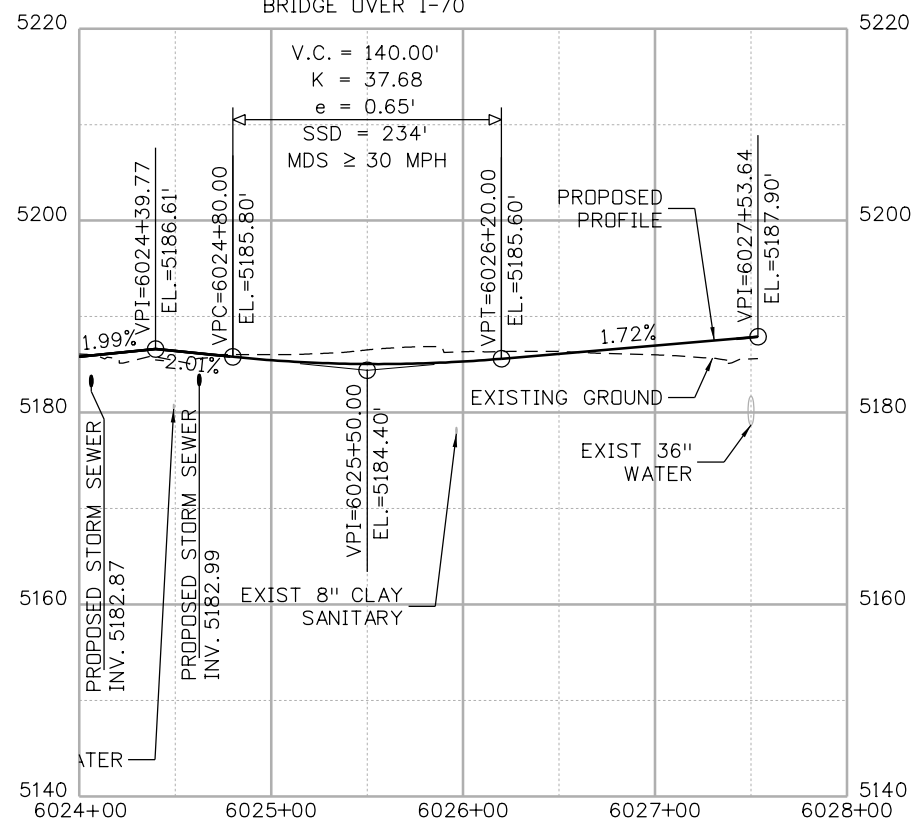
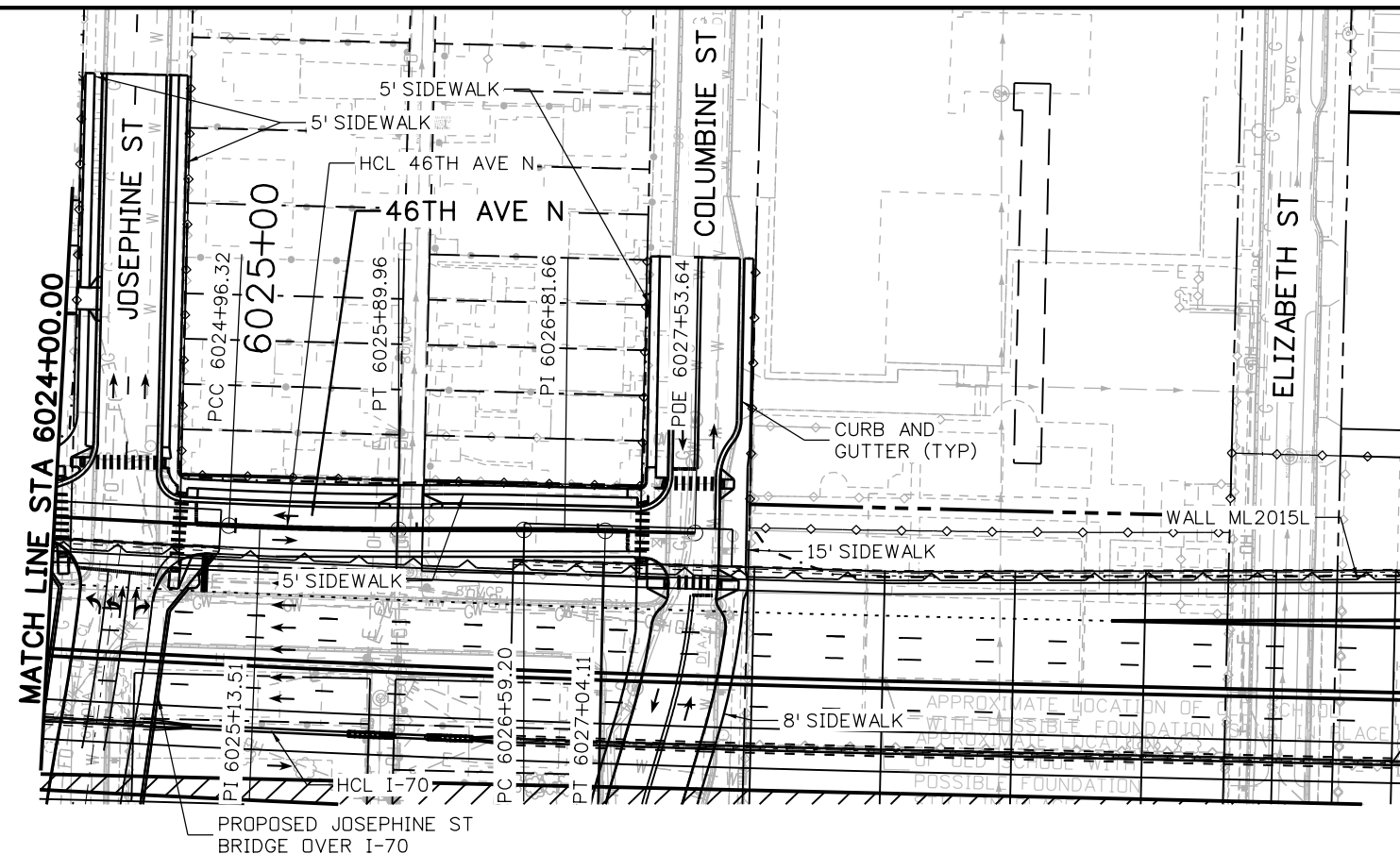


MSCHWAB 3:54:27 PM pw:\PWAPPD\A001\NorthCentral_Dmaha\Documents\424981\MKT60000083066\6.0_CAD_BIM\6.2_Work\In_Progress\1963IDES_PnP-RD-128.dgn



Print Date: 5/24/2017			As Constructed No Revisions: Revised: Void:	I-70		Project No./Code		
File Name: 19631DES_PnP-RD-128.dgn				46TH AVE WB			FBR 0704-234	
Scale: 1:100				STA 6012+00 TO STA 6024+39.77				
	0000	Region 1	2000 South Holly Street Denver, CO 80222 Phone: 303-757-9295 FAX: 303-757-9963 JKE	Designer: D. HYMAS	Structure Numbers	19631		
				Detailed: M. SCHWAB	Sheet Subsets: ROADWAY		Subset Sheets: 128 of 165	Sheet Number RD-128

MSCHWAB 3:54:40 PM pw:\PWAPPD\MA001\NorthCentral_Dmaha\Documents\424981\MKT60000083066\6.0_CAD_BIM\6.2_Work_In_Progress\1963IDES_PnP-RD-129.dgn



Print Date: 5/24/2017

File Name: 19631DES_PnP-RD-129.dgn

Scale: 1:100

0000

Sheet Revisions

Date:	Comments	Init.

Colorado Department of Transportation



2000 South Holly Street
Denver, CO 80222
Phone: 303-757-9295 FAX: 303-757-9963

Region 1

JKE

As Constructed

No Revisions:

Revised:

Void:

I-70
46TH AVE WB
STA 6012+00 TO STA 6024+39.77

Designer: D. HYMAS

Detailer: M. SCHWAB

Sheet Subset: ROADWAY

Structure Numbers

Subset Sheets: 129 of 165

Project No./Code

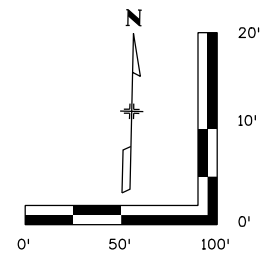
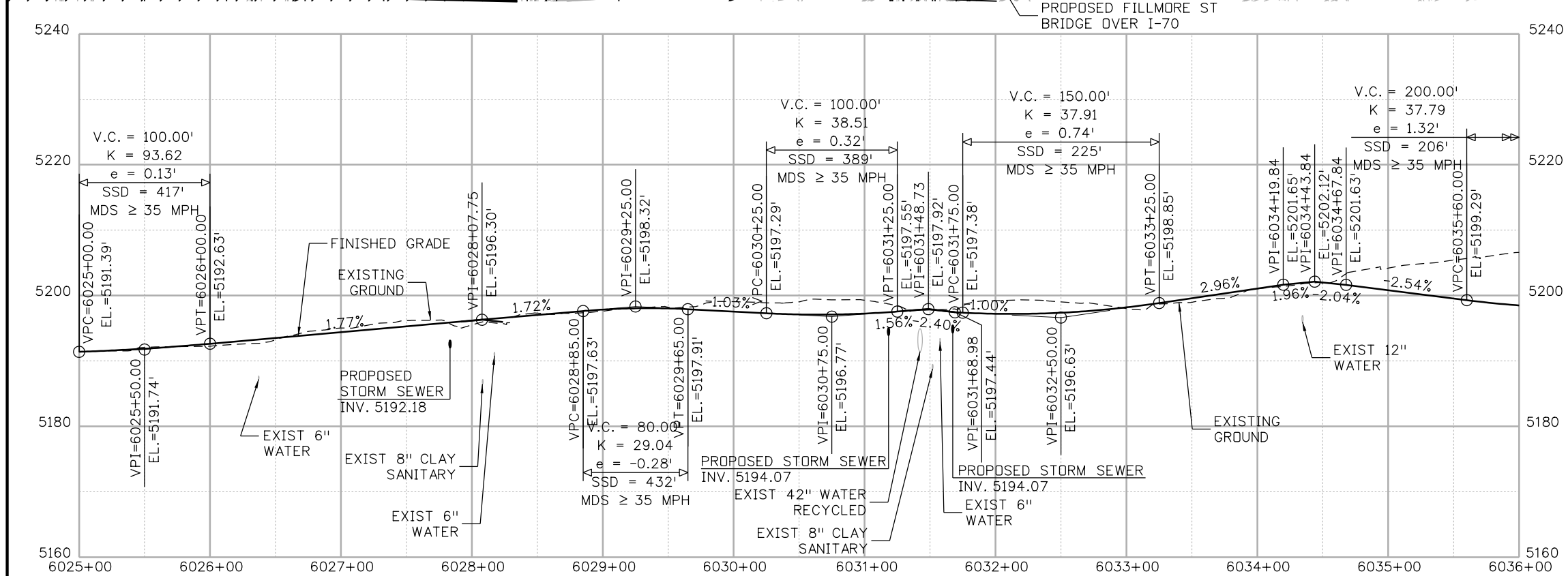
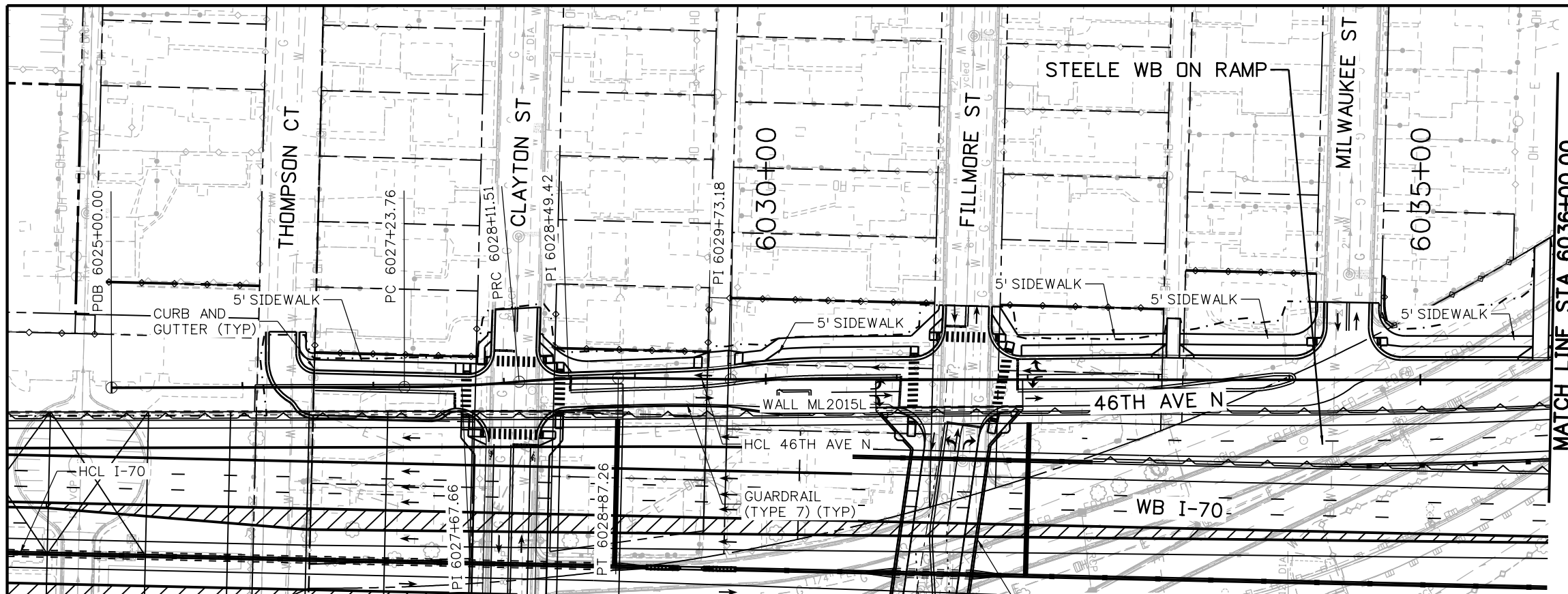
FBR 0704-234

19631

Sheet Number RD-129

5280 Connectors
Linking I-70 Communities

MSCHWAB 3:54:52 PM p:\p\APP\DMA001\NorthCentral_Dmaha\Documents\424981.MKT\60000083066\6.0_CAD_BIM\6.2_Work_In_Progress\6.2.3_Design\Drawings\1963IDES_PnP-RD-130.dgn



Print Date: 5/24/2017

File Name: 19631DES_PnP-RD-130.dgn

Scale: 1:100

0000

Sheet Revisions

Date:	Comments	Init.

Colorado Department of Transportation



2000 South Holly Street
Denver, CO 80222
Phone: 303-757-9295 FAX: 303-757-9963

Region 1

JKE

As Constructed

No Revisions:
Revised:
Void:

I-70
46TH AVE WB
STA 6025+00 TO STA 6036+00

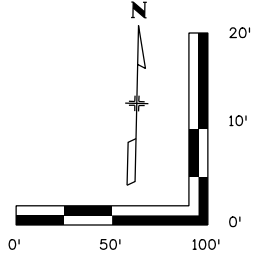
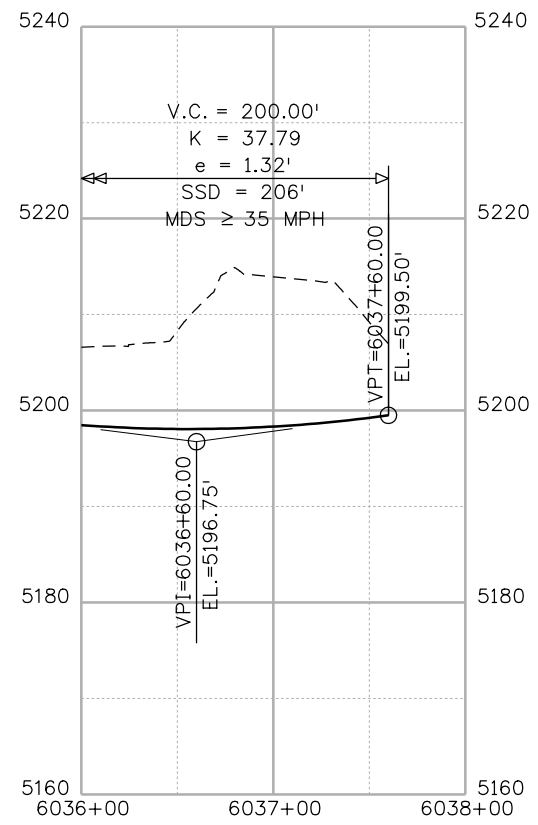
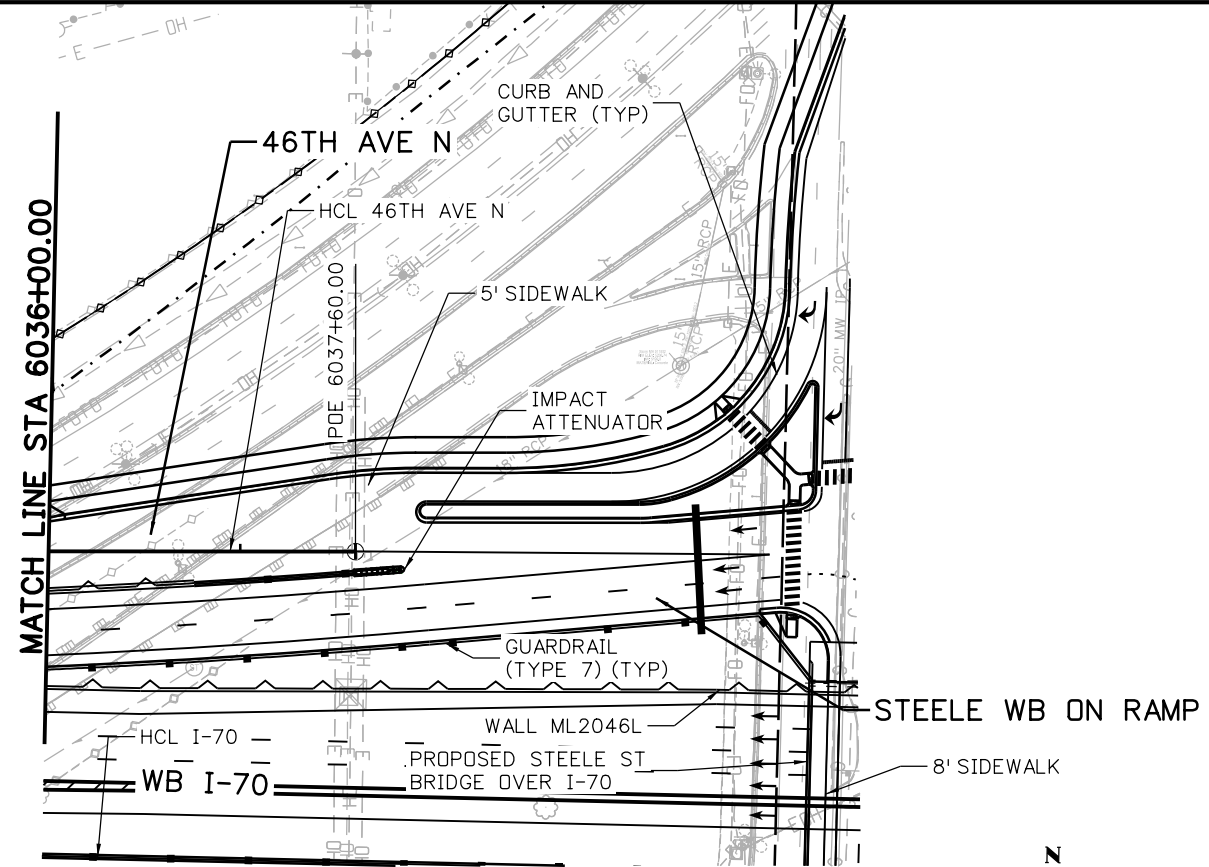
Designer:	D. HYMAS	Structure Numbers	
Detailer:	M. SCHWAB		
Sheet Subset:	ROADWAY	Subset Sheets:	130 of 165

Project No./Code

FBR 0704-234
19631
Sheet Number RD-130



MSCHWAB 3:55:04 PM pw:\PW\APPD\M001\NorthCentral_Dmaha\Documents\424981\MKT60000083066\6.0_CAD_BIM\6.2_Work_In_Progress\6.2.3_Design\Drawings\19631DES_PnP-RD-131.dgn



Print Date: 5/24/2017
 File Name: 19631DES_PnP-RD-131.dgn
 Scale: 1:100

Sheet Revisions		
Date:	Comments	Init.

Colorado Department of Transportation

2000 South Holly Street
 Denver, CO 80222
 Phone: 303-757-9295 FAX: 303-757-9963

Region 1 JKE

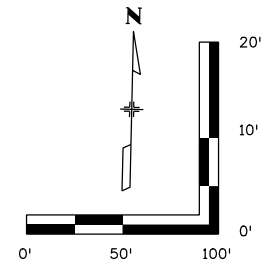
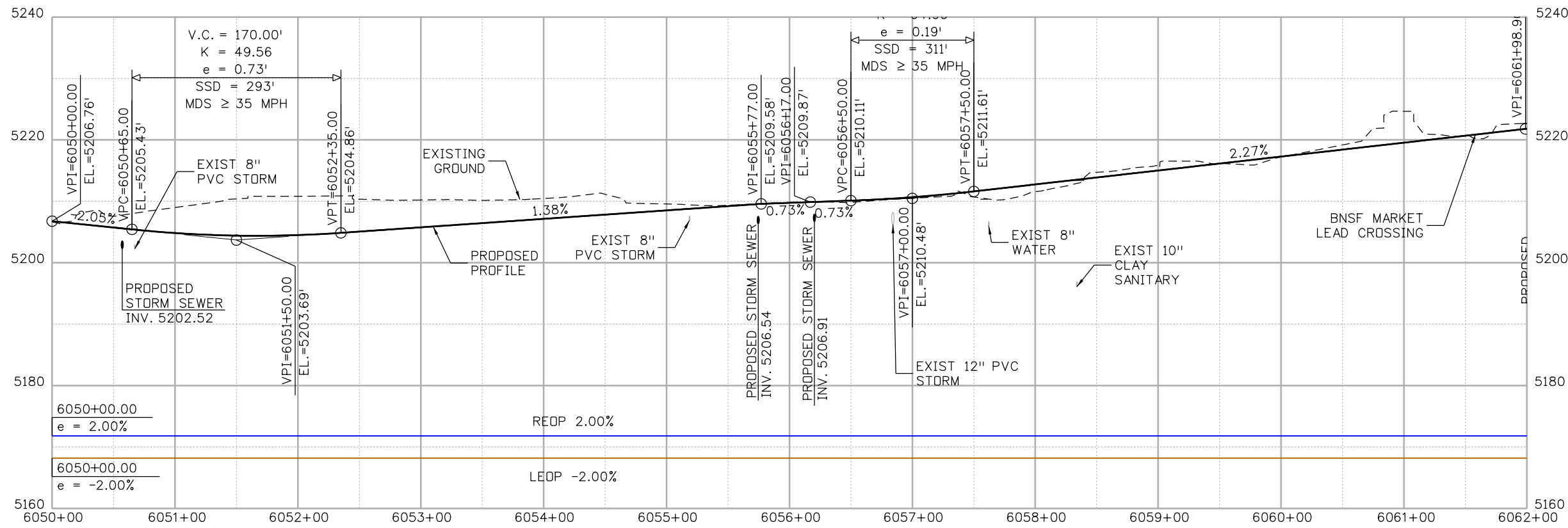
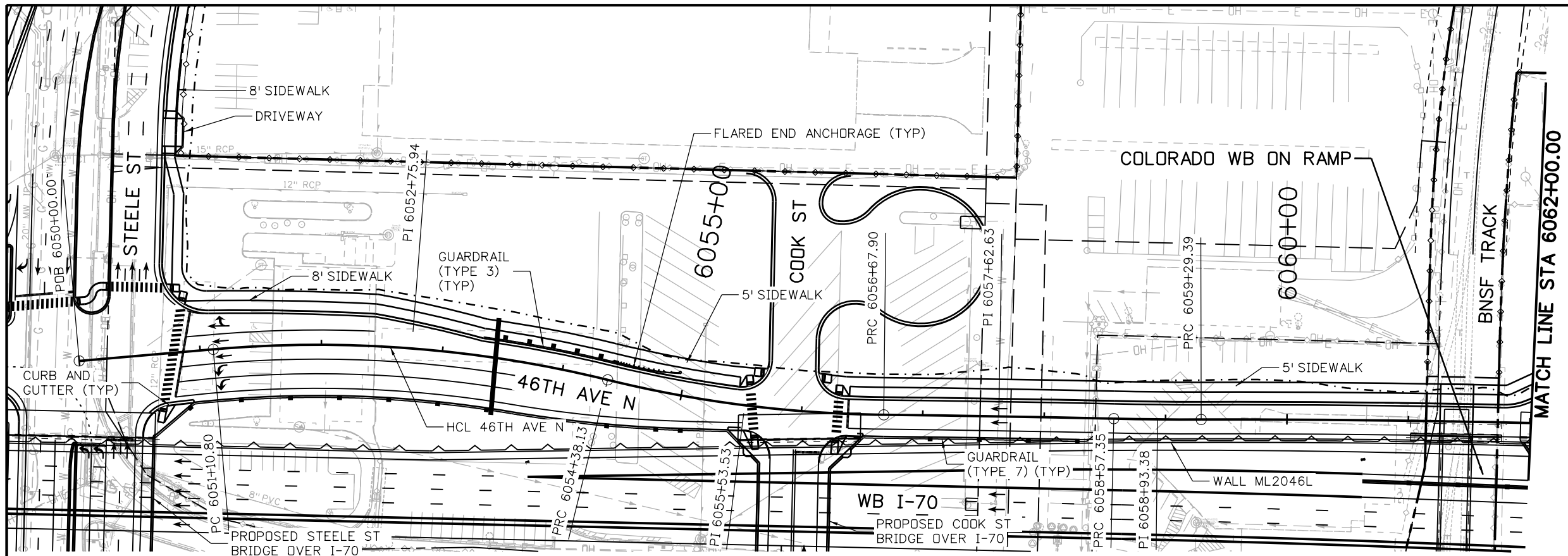
As Constructed
No Revisions:
Revised:
Void:

I-70
 46TH AVE WB
 STA 6036+00 TO STA 6037+35.99

Designer: D. HYMAS	Structure Numbers
Detailer: M. SCHWAB	
Sheet Subset: ROADWAY	Subset Sheets: 131 of 165

Project No./Code	FBR 0704-234
	19631
Sheet Number	RD-131

MSCHWAB 3:55:16 PM p:\p\APP\DM\01\North\Central\Omaha\Documents\424981\WK\TG00000083066\6.0_CAD_BIM\6.2_Work_In_Progress\6.2.3_Design\Drawings\19631DES_PnP-RD-132.dgn



Print Date: 5/24/2017
 File Name: 19631DES_PnP-RD-132.dgn
 Scale: 1:100

5280 Connectors
 Linking I-70 Communities

Sheet Revisions		
Date:	Comments	Init.

Colorado Department of Transportation

2000 South Holly Street
 Denver, CO 80222
 Phone: 303-757-9295 FAX: 303-757-9963

Region 1 JKE

As Constructed
No Revisions:
Revised:
Void:

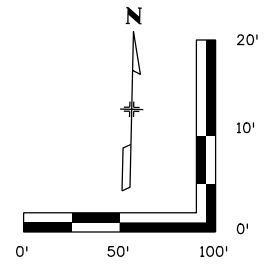
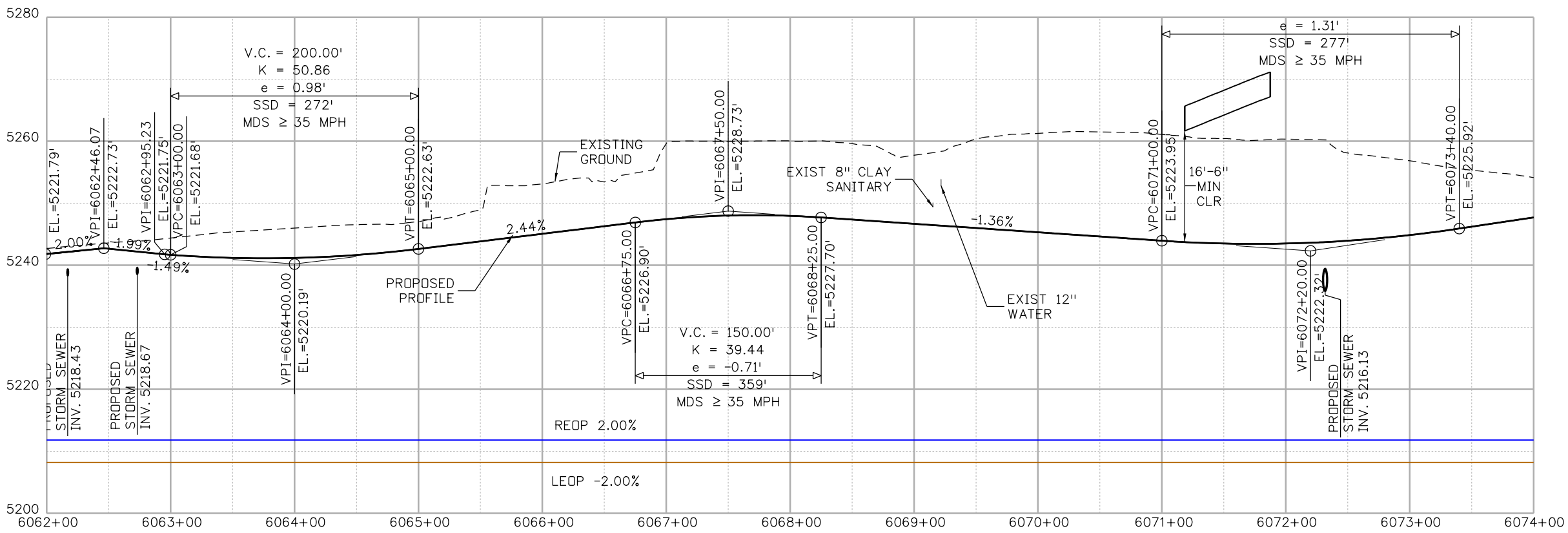
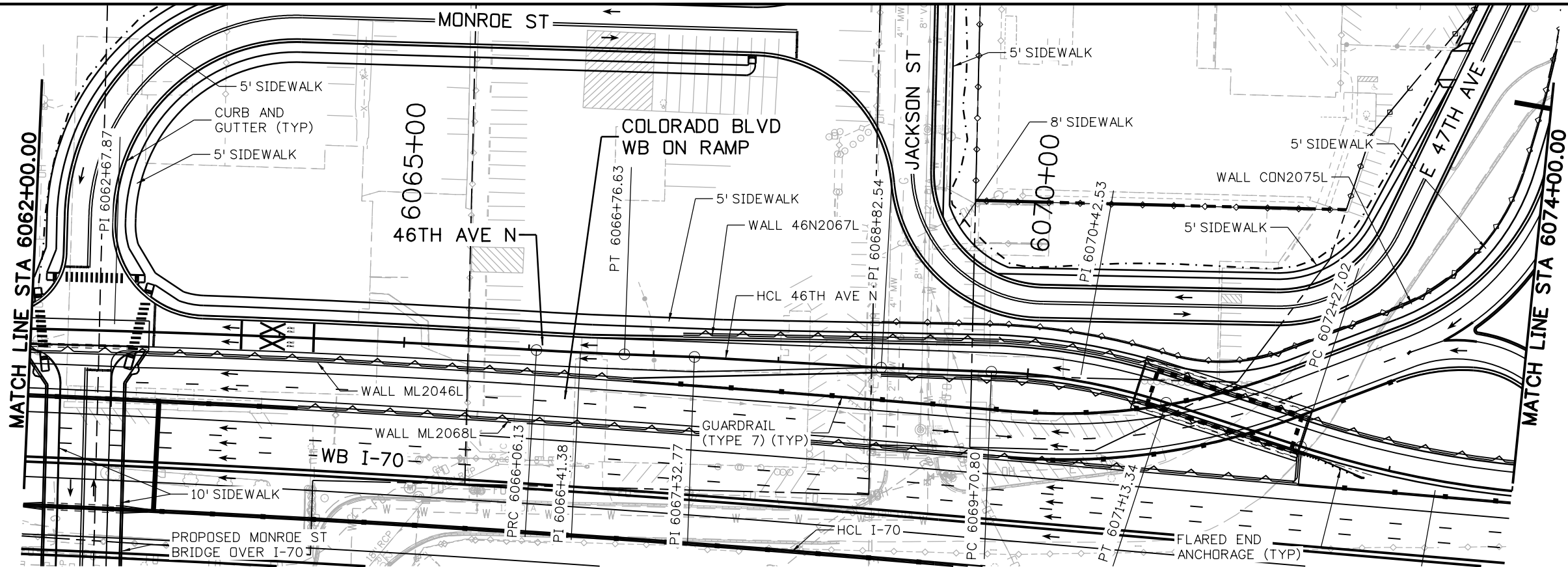
I-70
 46TH AVE WB
 STA 6050+00 TO STA 6061+99.69

Designer: D. HYMAS
 Detailer: M. SCHWAB

Sheet Subset: ROADWAY
 Subset Sheets: 132 of 165

Project No./Code	FBR 0704-234
	19631
Sheet Number	RD-132

MSCHWAB 3:55:35 PM p:\p\APP\DMA001\NorthCentral_Dmaha\Documents\424981.MKT\60000083066\6.0_CAD_BIM\6.2_Work_In_Progress\1963IDES_PnP-RD-133.dgn



Print Date: 5/24/2017

File Name: 19631DES_PnP-RD-133.dgn

Scale: 1:100

0000

Sheet Revisions

Date:	Comments	Init.

Colorado Department of Transportation



2000 South Holly Street
Denver, CO 80222
Phone: 303-757-9295 FAX: 303-757-9963

Region 1

JKE

As Constructed

No Revisions:
Revised:
Void:

I-70
46TH AVE WB
STA 6062+00 TO STA 6074+00

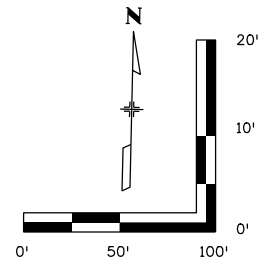
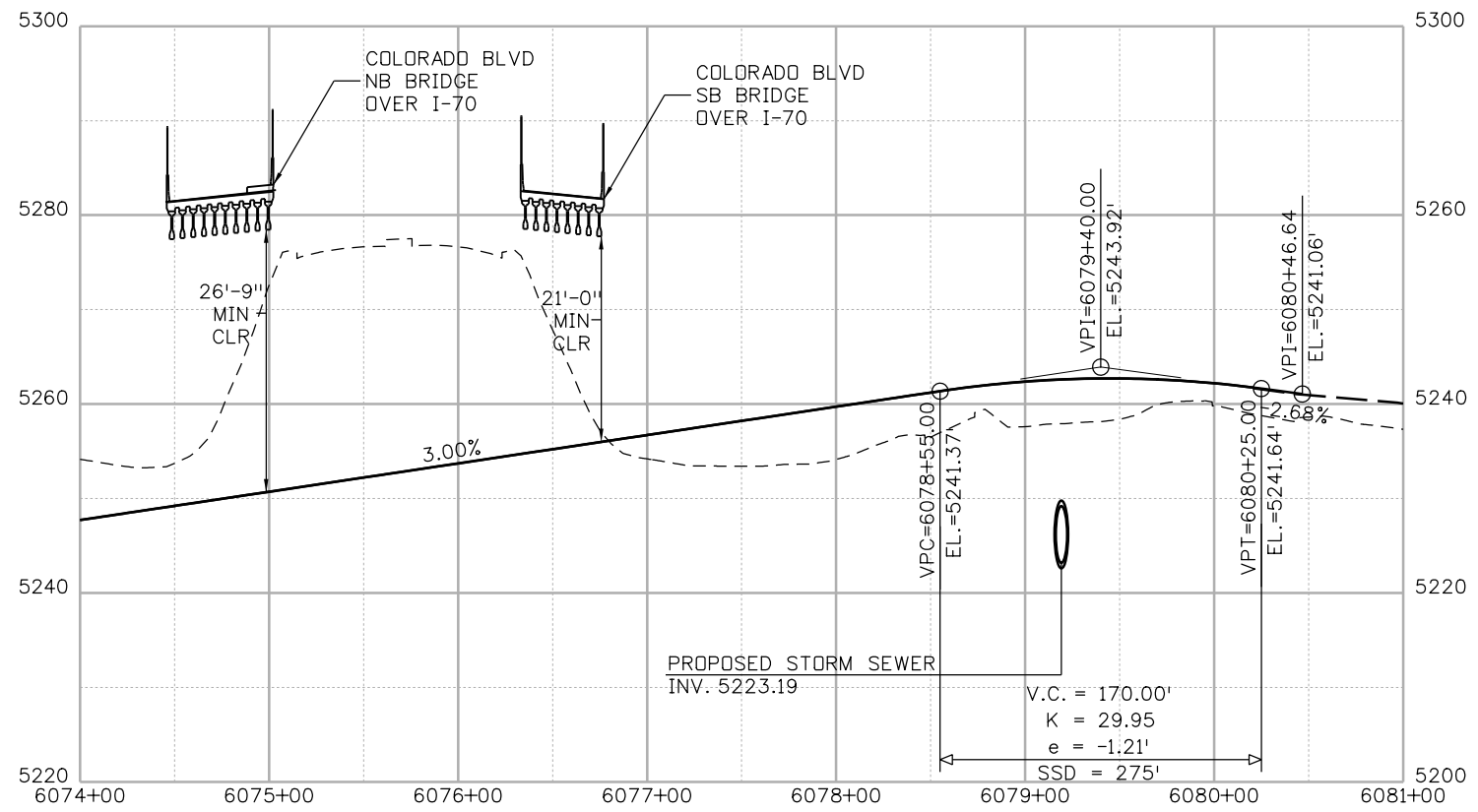
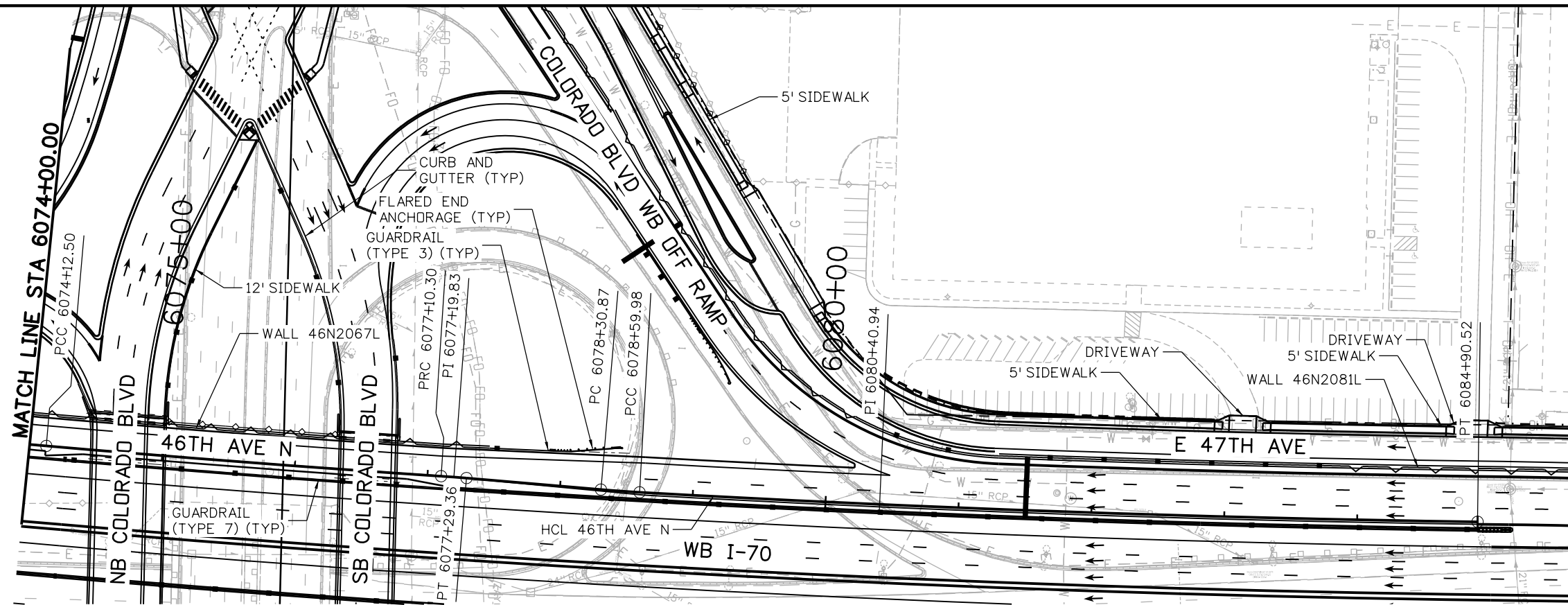
Designer:	D. HYMAS	Structure Numbers	
Detailer:	M. SCHWAB		
Sheet Subset:	ROADWAY	Subset Sheets:	133 of 165


Project No./Code

FBR 0704-234
19631
Sheet Number RD-133



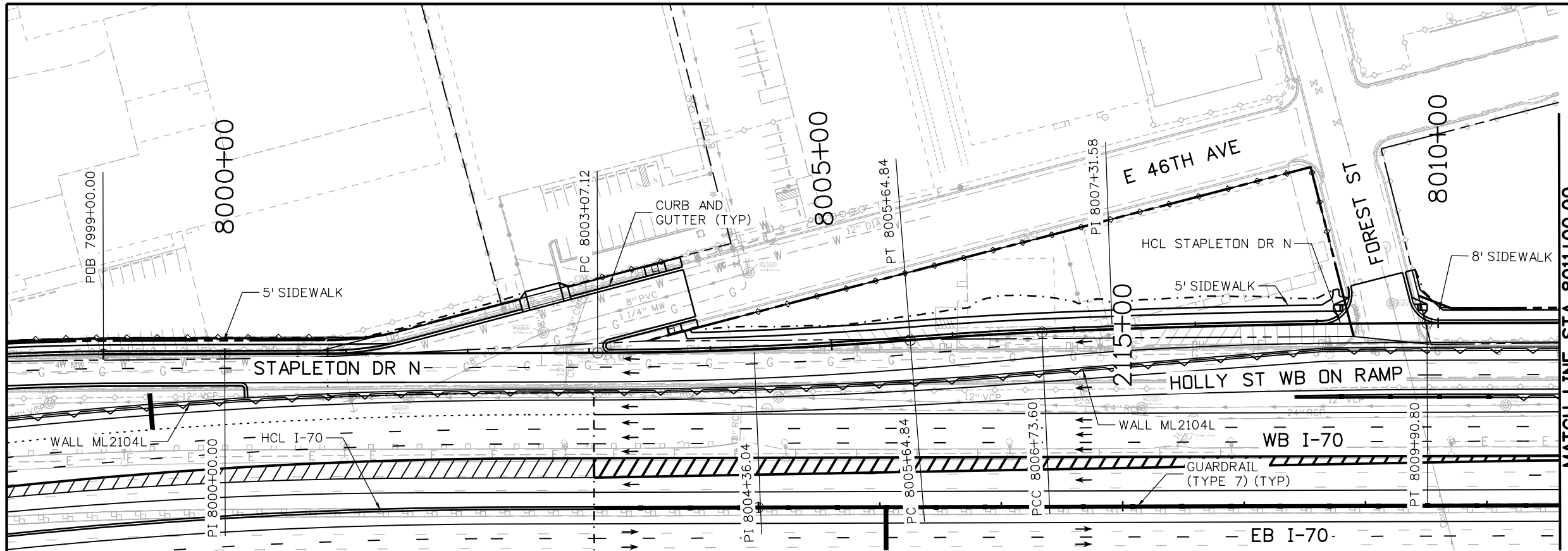
MSCHWAB 3:55:47 PM pw:\PW\APPD\M001\NorthCentral_Dmaha\Documents\424981\MKT60000083066\6.0_CAD_BIM\6.2_Work_In_Progress\6.2.3_Design\Drawings\19631DES_PnP-RD-134.dgn



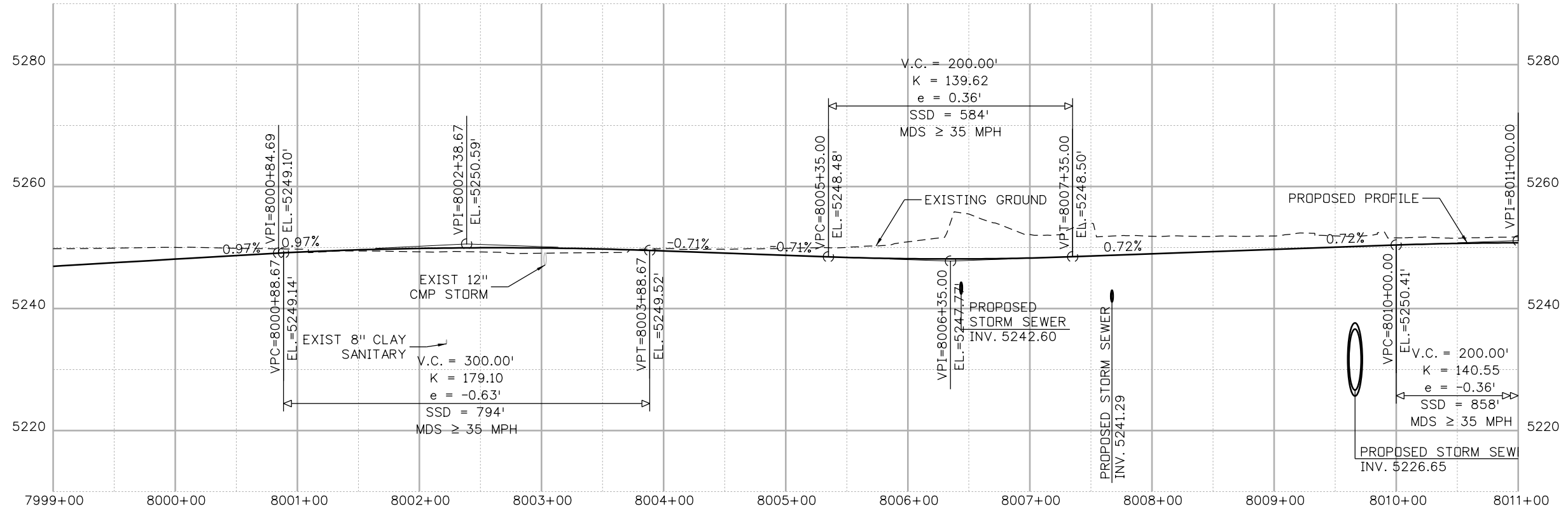
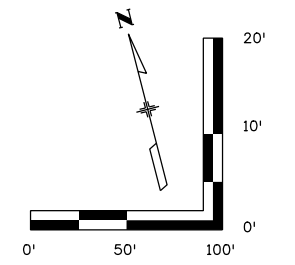
Print Date: 5/24/2017	Sheet Revisions			Colorado Department of Transportation  2000 South Holly Street Denver, CO 80222 Phone: 303-757-9295 FAX: 303-757-9963 Region 1	As Constructed No Revisions: Revised: Void:	I-70 46TH AVE WB STA 6074+00 TO STA 6080+43.14		Project No./Code
File Name: 19631DES_PnP-RD-134.dgn	Date:	Comments	Init.			Designer: D. HYMAS Detailer: M. SCHWAB		Structure Numbers
Scale: 1:100						Sheet Subst: ROADWAY Subst Sheets: 134 of 165	19631 Sheet Number RD-134	



MSCHWAB 3:56:25 PM p:\PWAPPD\MA001\NorthCentral_Dmaha\Documents\424981\MKT600000830666\6.0_CAD_BIM\6.2_Work_In_Progress\6.2.3_Design\Drawings\1963IDES_PnP-RD-137.dgn



MATCH LINE STA 8011+00.00



Print Date: 5/24/2017
 File Name: 1963IDES_PnP-RD-137.dgn
 Scale: 1:100

5280 Connectors
 Linking I-70 Communities

Sheet Revisions		
Date:	Comments	Init.

Colorado Department of Transportation

2000 South Holly Street
 Denver, CO 80222
 Phone: 303-757-9295 FAX: 303-757-9963

Region 1 JKE

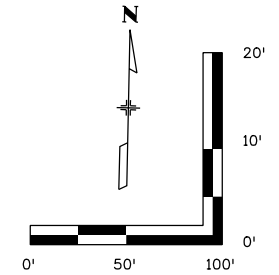
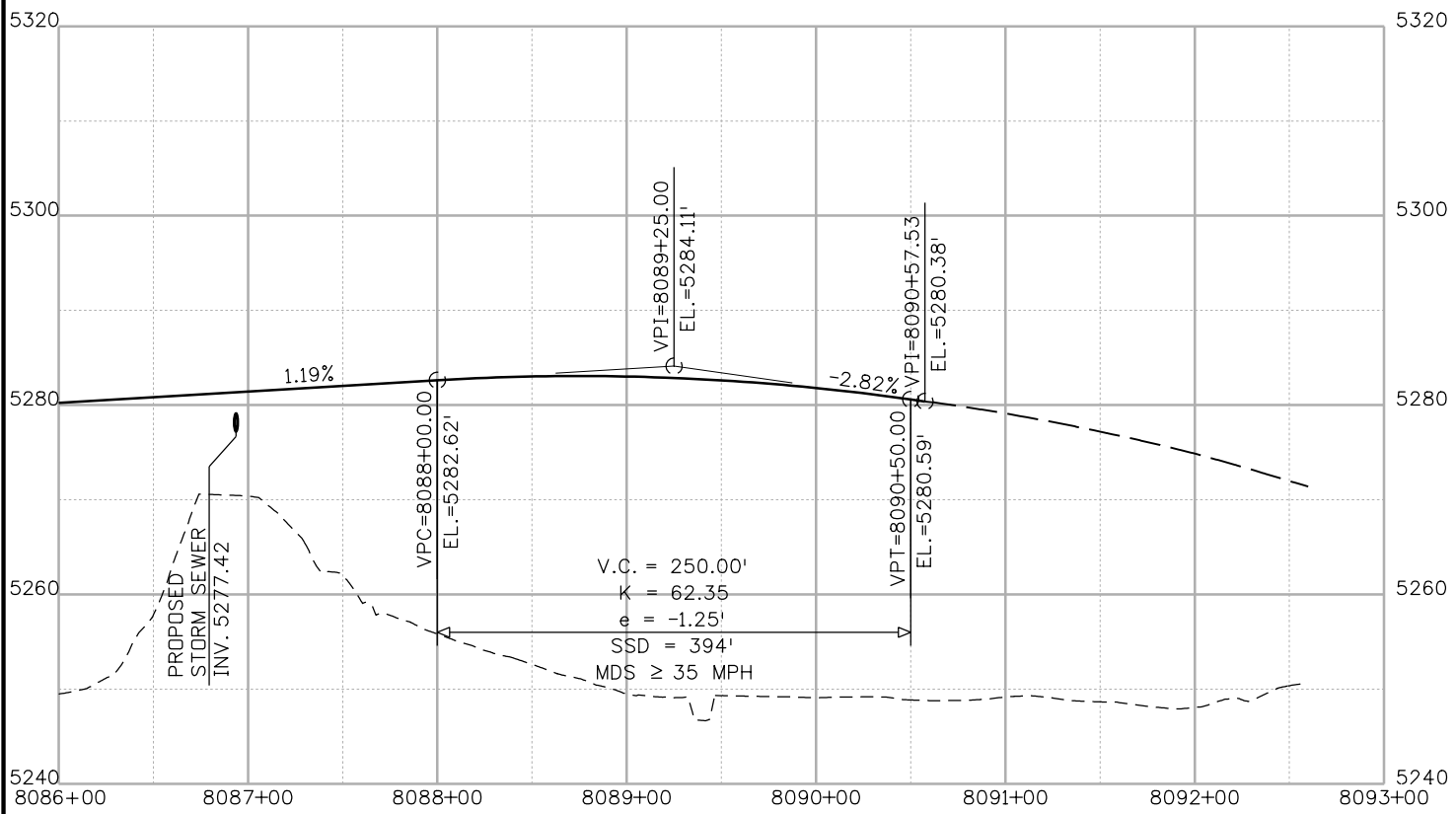
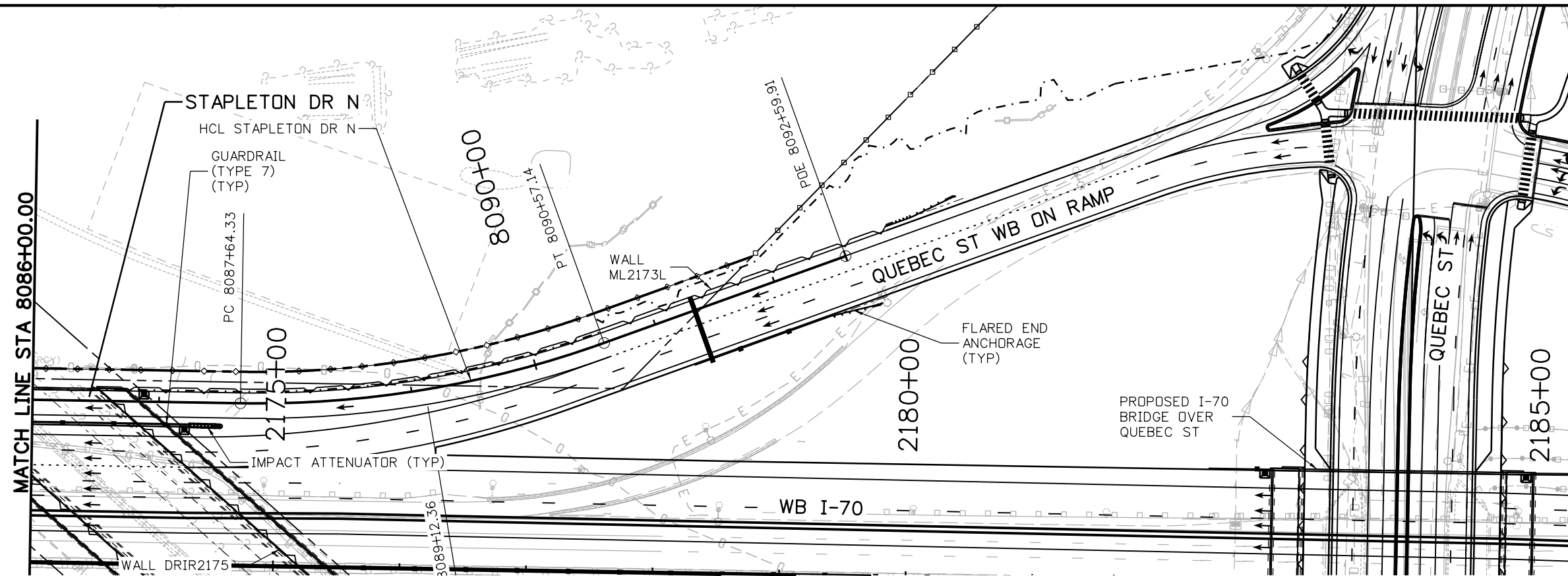
As Constructed
No Revisions:
Revised:
Void:

I-70
 N STAPLETON DR
 STA 8000+85.18 TO STA 8011+00

Designer: D. HYMAS	Structure Numbers
Detailer: M. SCHWAB	
Sheet Subset: ROADWAY	Subset Sheets: 137 of 165

Project No./Code
FBR 0704-234
19631
Sheet Number RD-137

MSCHWAB 3:57:24 PM pw:\P\APPD\MA001\NorthCentral_Dmaha\Documents\424981\MKT60000083066\6.0_CAD_BIM\6.2_Work_In_Progress\6.2.3_Design\Drawings\19631DES_PnP-RD-142.dgn



Print Date: 5/24/2017

File Name: 19631DES_PnP-RD-142.dgn

Scale: 1:100

Sheet Revisions		
Date:	Comments	Init.

Colorado Department of Transportation

 2000 South Holly Street
 Denver, CO 80222
 Phone: 303-757-9295 FAX: 303-757-9963
Region 1

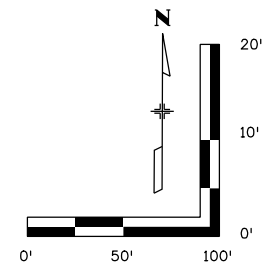
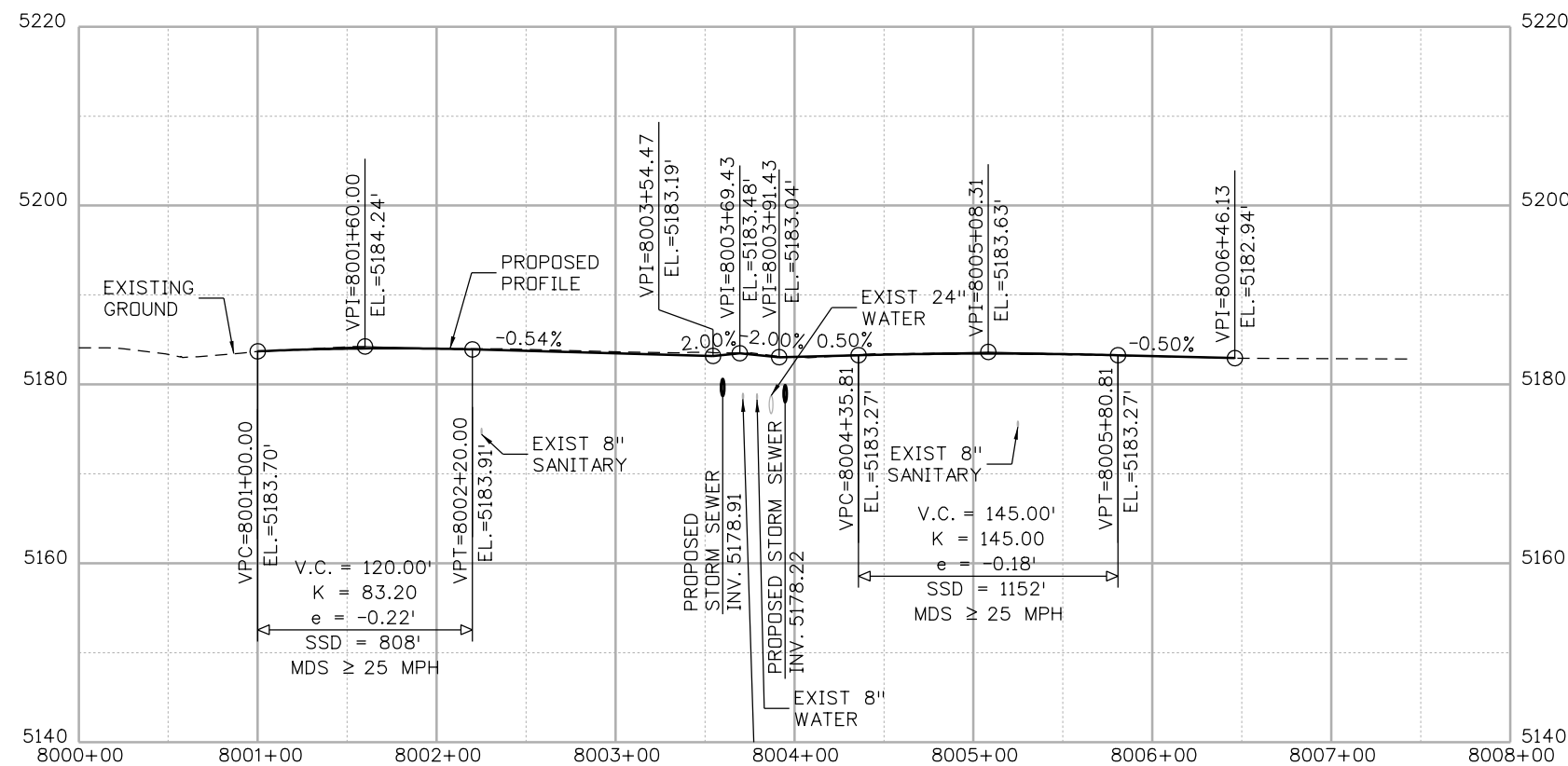
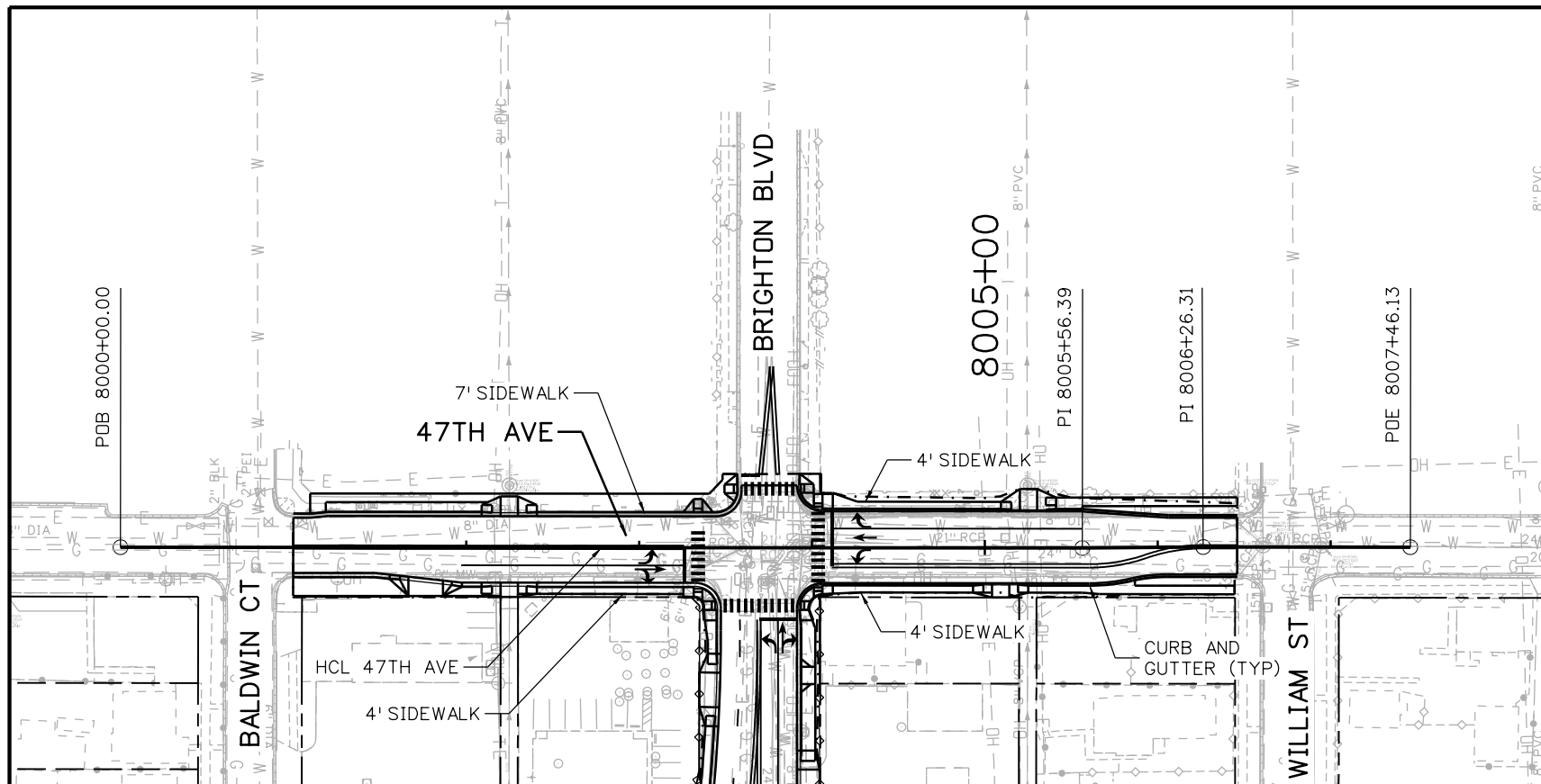
As Constructed
No Revisions:
Revised:
Void:

I-70	
N STAPLETON DR	
STA 8086+00 TO STA 8090+57.53	
Designer: D. HYMAS	Structure Numbers
Detailer: M. SCHWAB	
Sheet Subset: ROADWAY	Subset Sheets: 142 of 165

Project No./Code
FBR 0704-234
19631
Sheet Number RD-142



MSCHWAB 3:57:34 PM pw:\P\APPD\MA001\NorthCentral_Dmaha\Documents\424981\MKT60000083066\6.0_CAD_BIM\6.2_Work\In_Progress\6.2.3_Design\Drawings\1963IDES_PnP-RD-143.dgn



Print Date: 5/24/2017

File Name: 19631DES_PnP-RD-143.dgn

Scale: 1:100

Sheet Revisions

Date:	Comments	Init.

Colorado Department of Transportation



2000 South Holly Street
Denver, CO 80222
Phone: 303-757-9295 FAX: 303-757-9963

Region 1

JKE

As Constructed

No Revisions:

Revised:

Void:

I-70
W 47TH AVE
STA 8001+00 TO STA 8006+46.13

Designer: D. HYMAS
Detailer: M. SCHWAB
Sheet Subset: ROADWAY

Structure Numbers

Subset Sheets: 143 of 165

Project No./Code

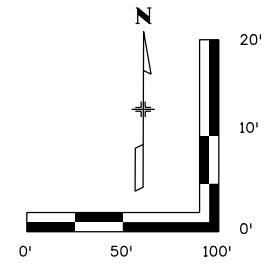
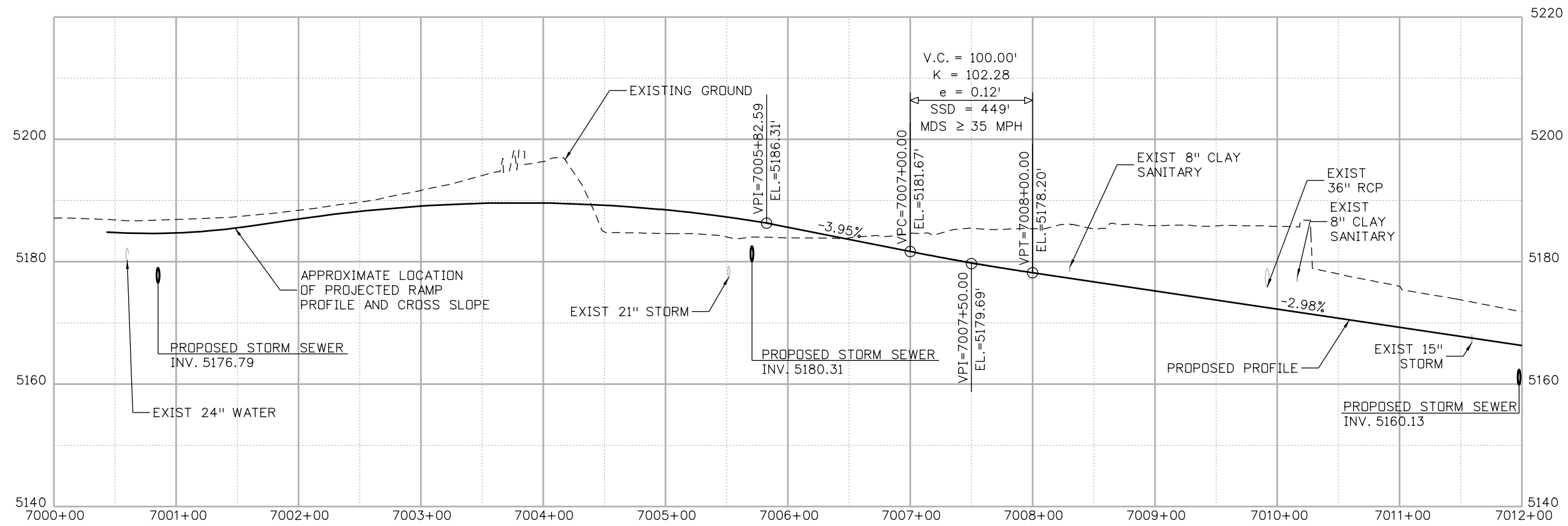
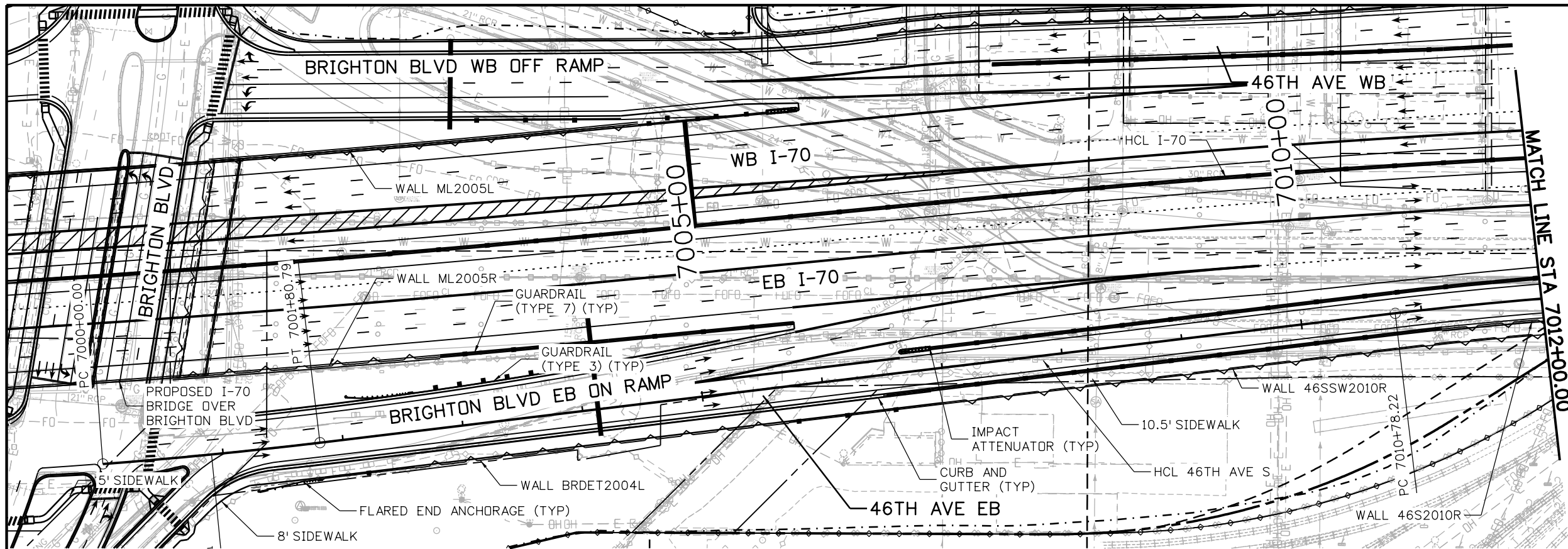
FBR 0704-234

19631

Sheet Number RD-143



MSCHWAB 3:57:44 PM pw:\APP\DMA001\NorthCentral_Dmaha_Documents\424981\MKT\60000083066\6.0_CAD_BIM\6.2_Work_In_Progress\19631DES_PnP-RD-144.dgn



Print Date: 5/24/2017
 File Name: 19631DES_PnP-RD-144.dgn
 Scale: 1:100

Sheet Revisions		
Date:	Comments	Init.

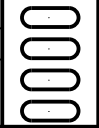
Colorado Department of Transportation

 2000 South Holly Street
 Denver, CO 80222
 Phone: 303-757-9295 FAX: 303-757-9963
 Region 1 JKE

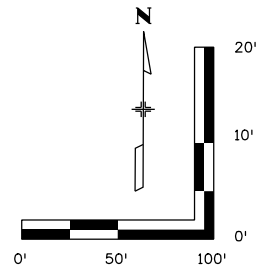
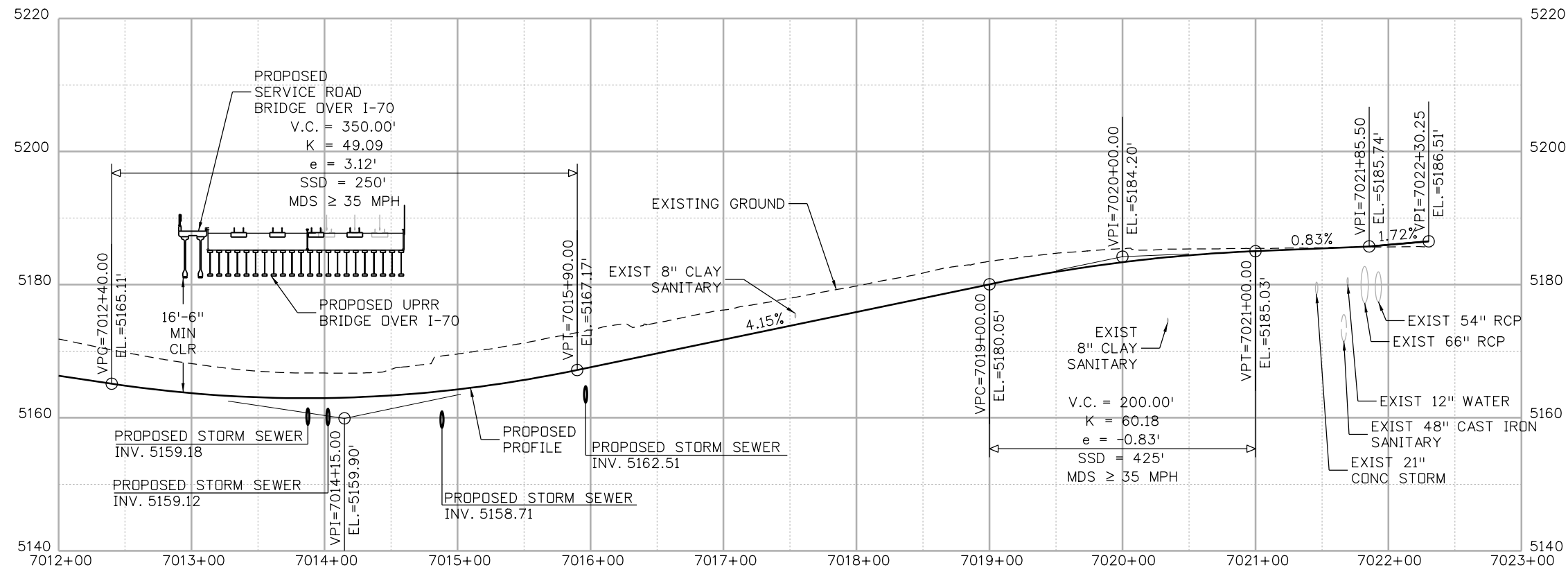
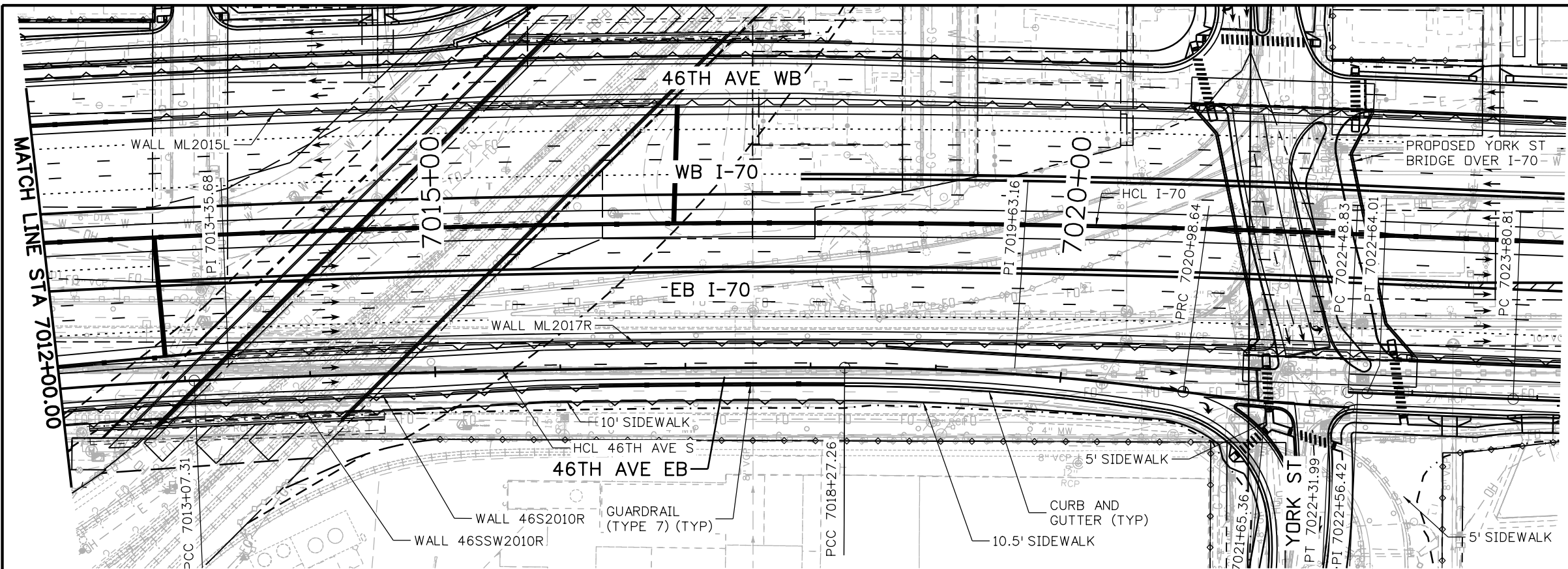
As Constructed
 No Revisions:
 Revised:
 Void:

I-70
 46TH AVE EB
 STA 7005+82.59 TO STA 7012+00
 Designer: D. HYMAS
 Detailer: M. SCHWAB
 Sheet Subset: ROADWAY

Project No./Code
 FBR 0704-234
 19631
 Sheet Number RD-144



MSCHWAB 3:57:59 PM p:\P\APPD\MA01\NorthCentral_Dmaha\Documents\424981\MKT00000083066\6.0_CAD_BIM\6.2_Work_In_Progress\6.2.3_Design\Drawings\19631DES_PnP-RD-145.dgn



Print Date: 5/24/2017

File Name: 19631DES_PnP-RD-145.dgn

Scale: 1:100

0000

Sheet Revisions

Date:	Comments	Init.

Colorado Department of Transportation



2000 South Holly Street
Denver, CO 80222
Phone: 303-757-9295 FAX: 303-757-9963

Region 1

JKE

As Constructed

No Revisions:	
Revised:	
Void:	

I-70
46TH AVE EB
STA 7012+00 TO STA 7022+31.99

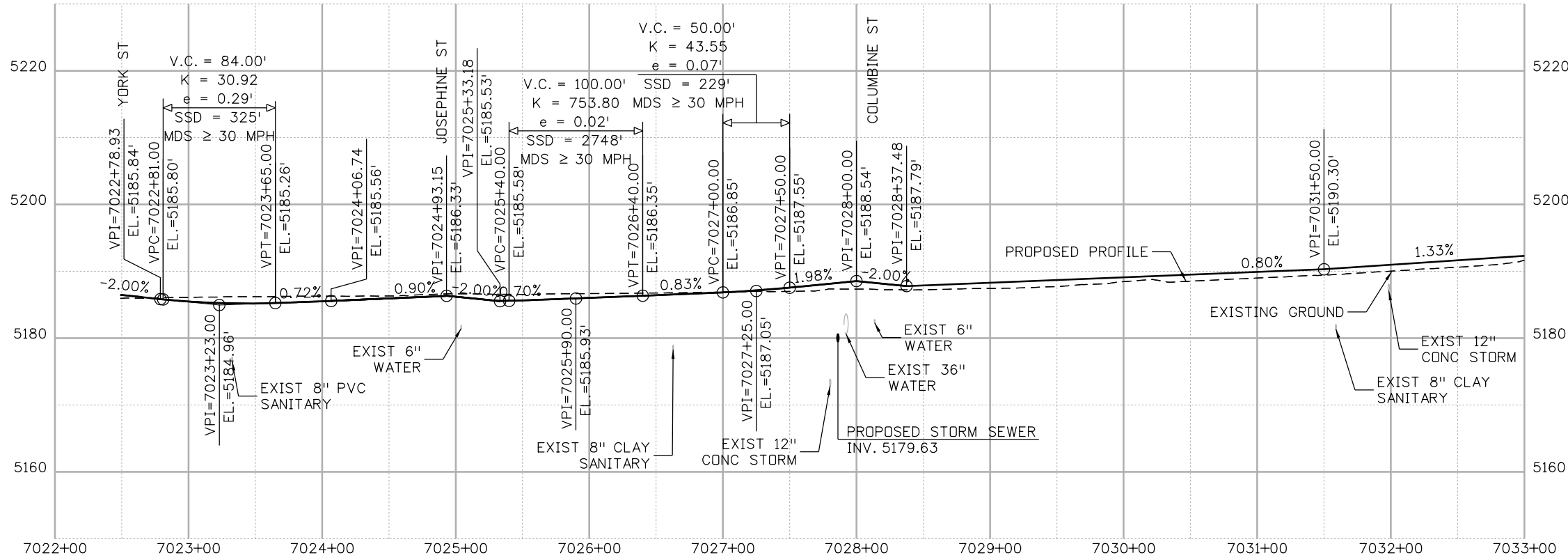
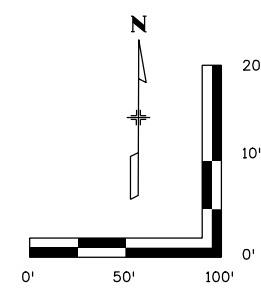
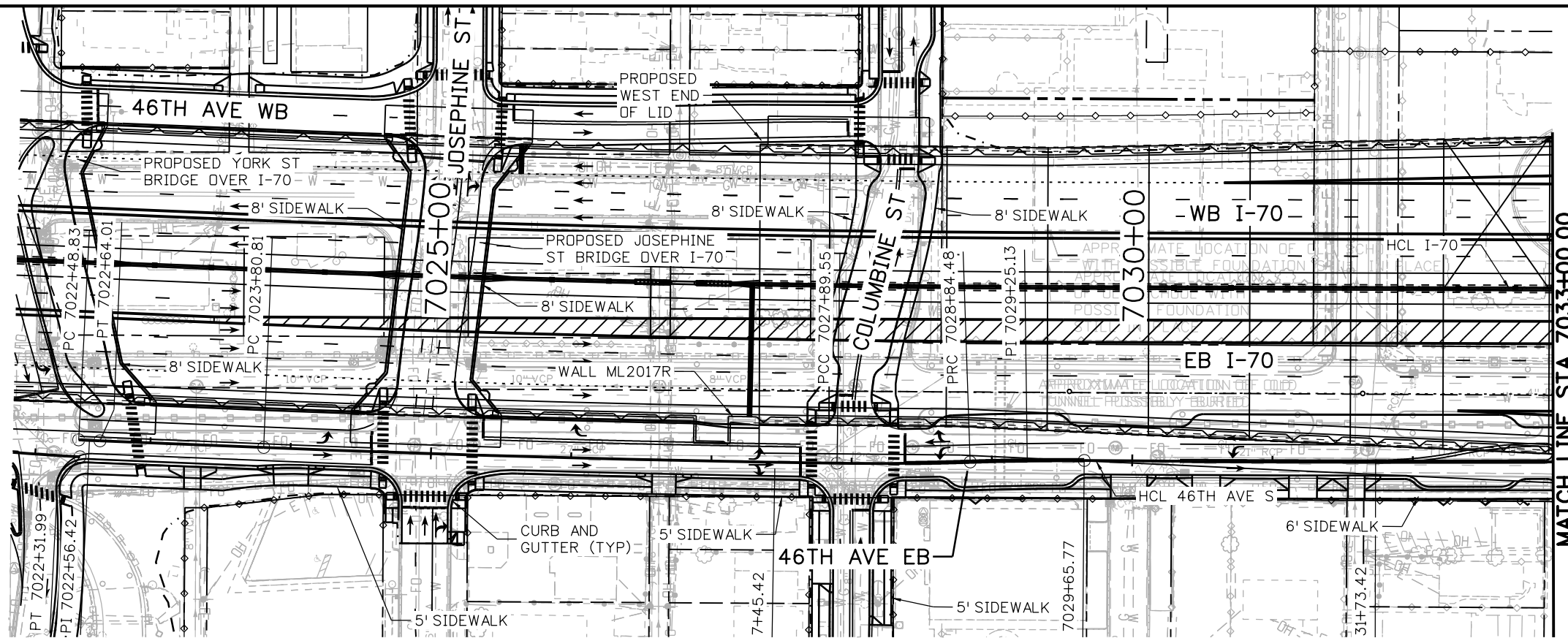
Designer:	D. HYMAS	Structure Numbers	
Detailer:	M. SCHWAB		
Sheet Subset:	ROADWAY	Subset Sheets:	145 of 165

Project No./Code

FBR 0704-234
19631
Sheet Number RD-145

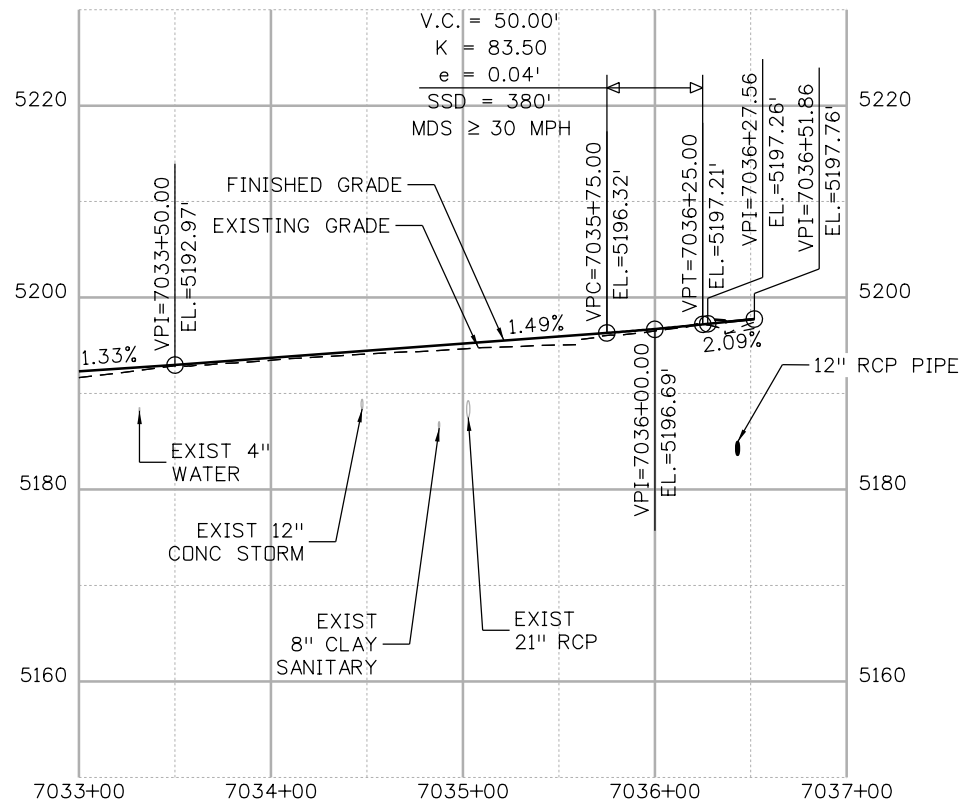
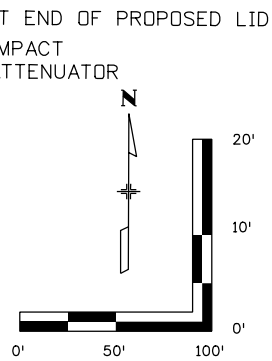
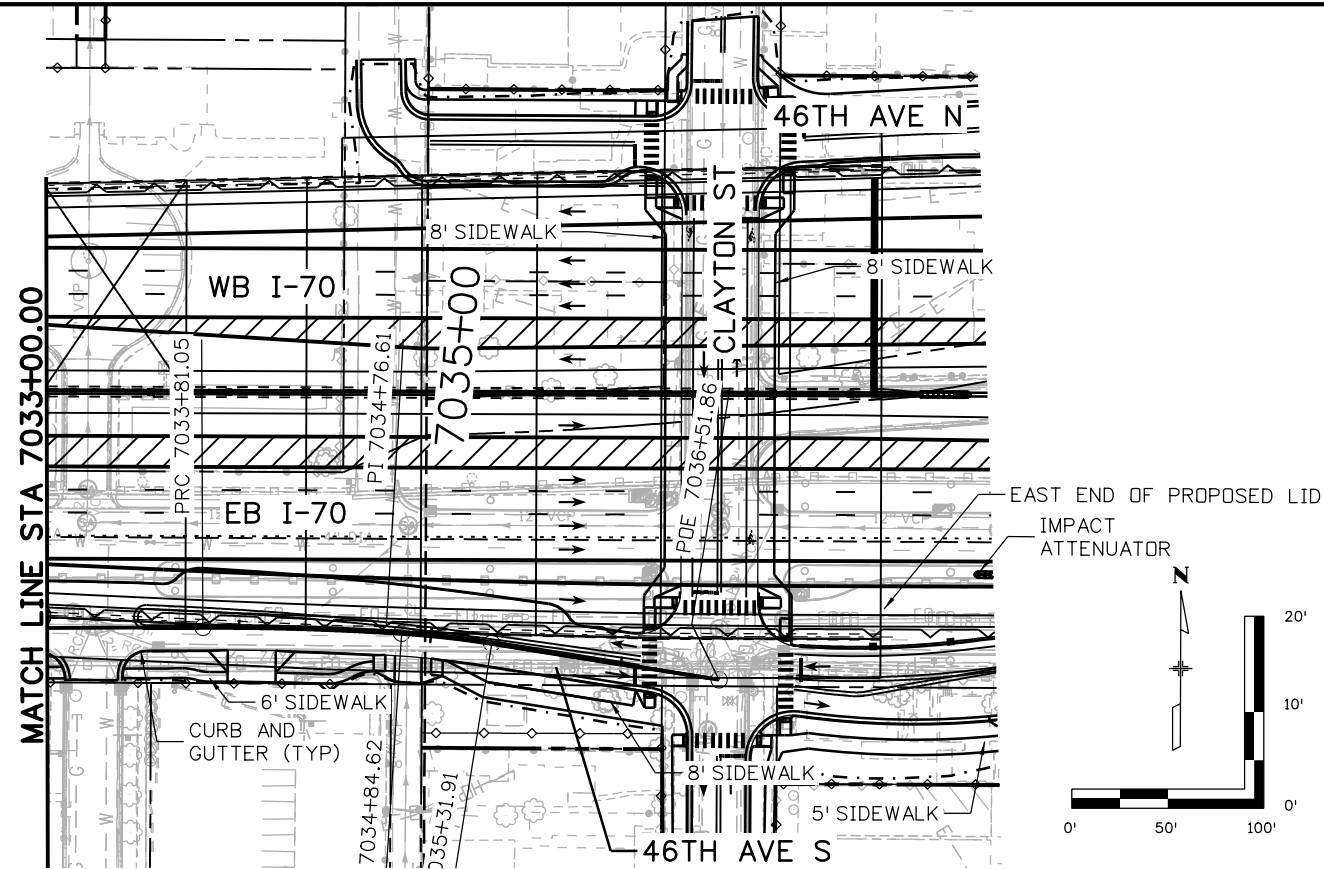


MSCHWAB 3:58:09 PM p:\P\APP\DMA01\NorthCentral_Dmaha\Documents\424981\MKT60000083066\6.0_CAD_BIM\6.2_Work_In_Progress\6.2.3_Design\Drawings\19631DES_PnP-RD-146.dgn



Print Date: 5/24/2017	Sheet Revisions			Colorado Department of Transportation 2000 South Holly Street Denver, CO 80222 Phone: 303-757-9295 FAX: 303-757-9963 Region 1	As Constructed No Revisions: Revised: Void:	I-70 46TH AVE EB STA 7022+78.93 TO STA 7033+00		Project No./Code
File Name: 19631DES_PnP-RD-146.dgn	Date:	Comments	Init.			FBR 0704-234 19631		
Scale: 1:100				5280 Connectors Linking I-70 Communities	Designer: D. HYMAS Detailer: M. SCHWAB	Structure Numbers Sheet Subst: ROADWAY	Subset Sheets: 146 of 165	Sheet Number RD-146

MSCHWAB 3:58:20 PM p:\PWAPPD\MA001\NorthCentral_Dmaha\Documents\424981\MKT60000083066\6.0_CAD_BIM\6.2_Work\In_Progress\1963IDES_PnP-RD-147.dgn



Print Date: 5/24/2017

File Name: 19631DES_PnP-RD-147.dgn

Scale: 1:100

Sheet Revisions

Date:	Comments	Init.

Colorado Department of Transportation



2000 South Holly Street
Denver, CO 80222
Phone: 303-757-9295 FAX: 303-757-9963

Region 1

JKE

As Constructed

No Revisions:

Revised:

Void:

I-70
46TH AVE EB
STA 7033+00 TO STA 7036+51.86

Designer: D. HYMAS
Detailer: M. SCHWAB
Sheet Subset: ROADWAY

Project No./Code

FBR 0704-234

19631

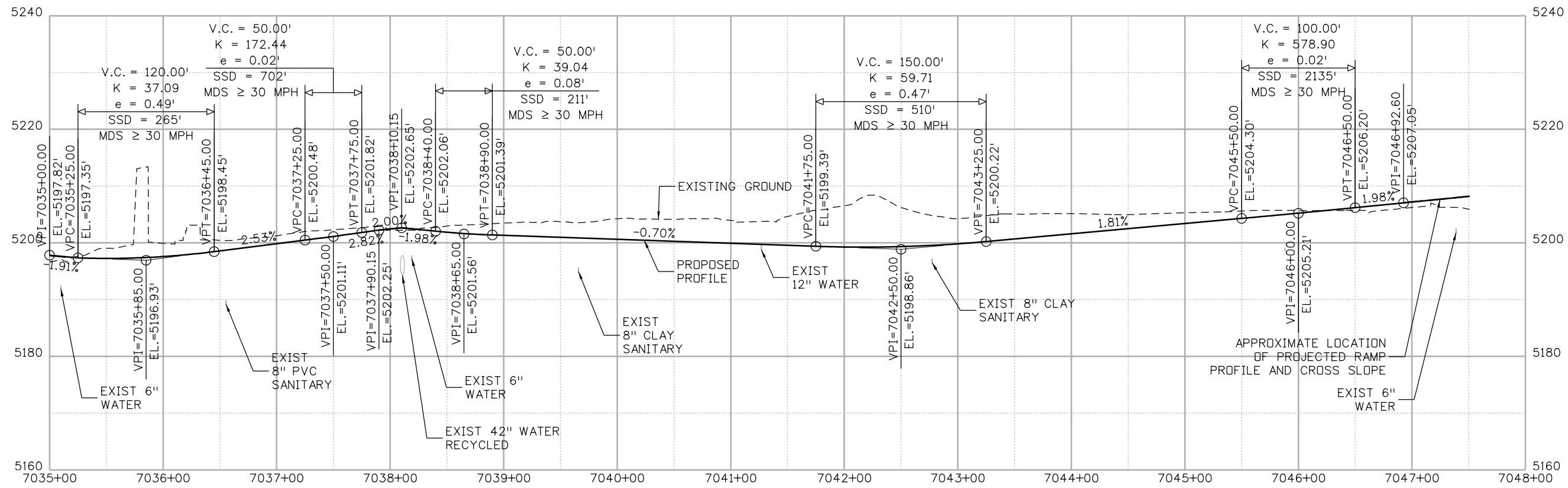
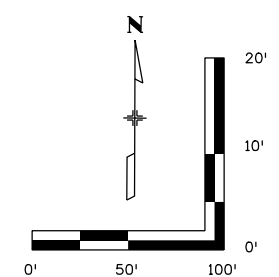
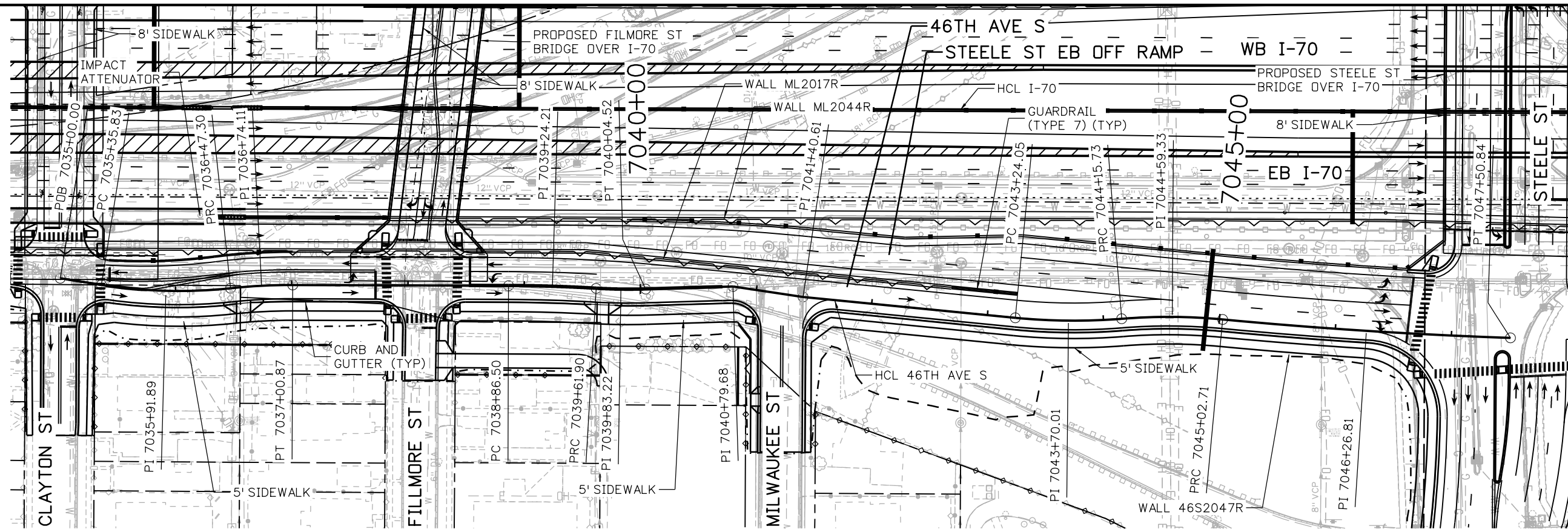
Sheet Number RD-147



0000

Structure Numbers
Subset Sheets: 147 of 165

MSCHWAB 3:58:32 PM pw:\PWAPPD\MA001\NorthCentral_Dmaha\Documents\424981.MKT\60000083066\6.0_CAD_BIM\6.2_Work_In_Progress\6.2.3_Design\Drawings\1963IDES_PnP-RD-148.dgn



Print Date: 5/24/2017
 File Name: 19631DES_PnP-RD-148.dgn
 Scale: 1:100

Sheet Revisions		
Date:	Comments	Init.

Colorado Department of Transportation

2000 South Holly Street
 Denver, CO 80222
 Phone: 303-757-9295 FAX: 303-757-9963

Region 1 JKE

As Constructed

No Revisions:

Revised:

Void:

I-70
 46TH AVE EB
 STA 7035+00 TO STA 7046+92.60

Designer: D. HYMAS
 Detailer: M. SCHWAB

Sheet Subset: ROADWAY

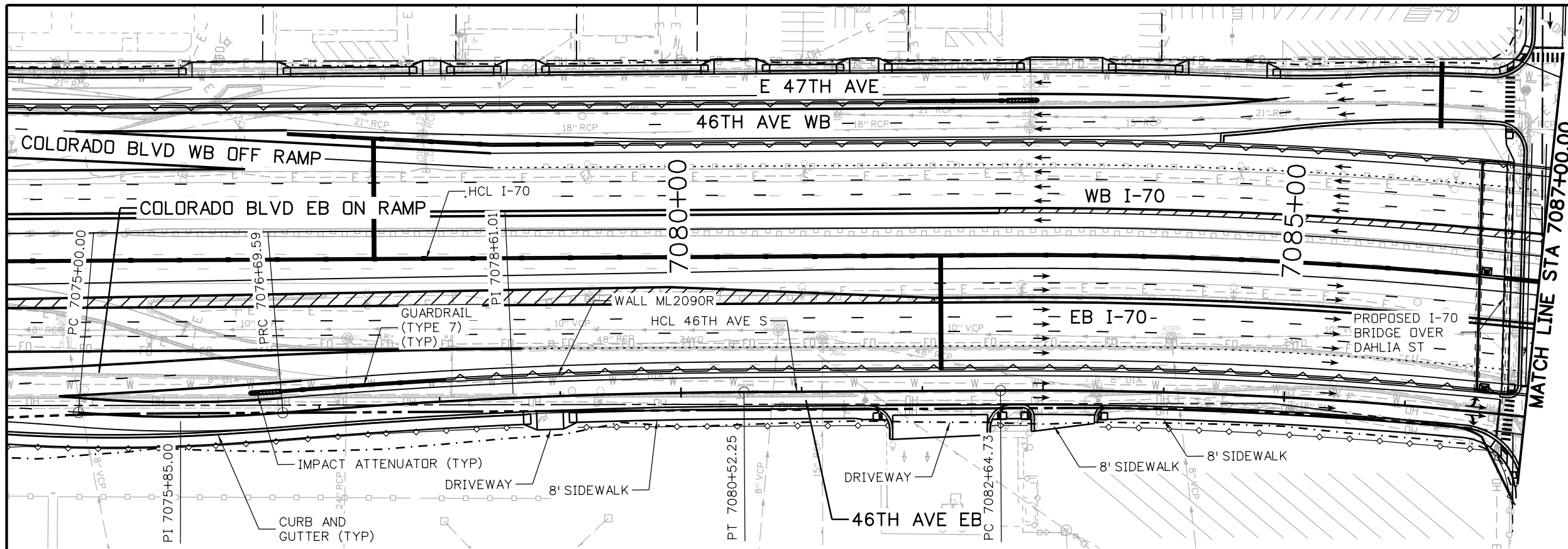
Project No./Code
 FBR 0704-234

19631

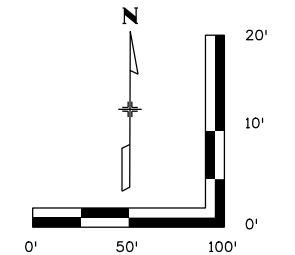
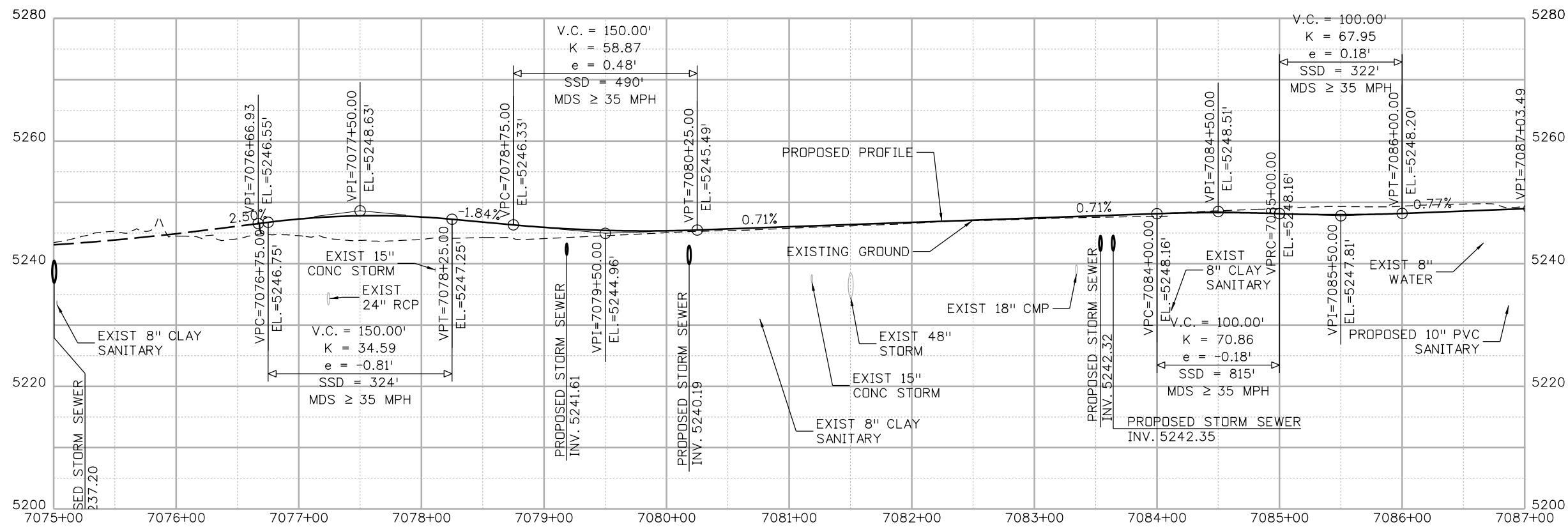
Sheet Number RD-148



MSCHWAB 3:59:03 PM p:\PWAPP\DMA01\NorthCentral_Dmaha\Documents\424981\MKT60000083066\6.0_CAD_BIM\6.2_Work\In_Progress\19631DES_PnP-RD-151.dgn



MATCH LINE STA 7087+00.00



Print Date: 5/24/2017
 File Name: 19631DES_PnP-RD-151.dgn
 Scale: 1:100

Sheet Revisions		
Date:	Comments	Init.

Colorado Department of Transportation

 2000 South Holly Street
 Denver, CO 80222
 Phone: 303-757-9295 FAX: 303-757-9963
 Region 1 JKE

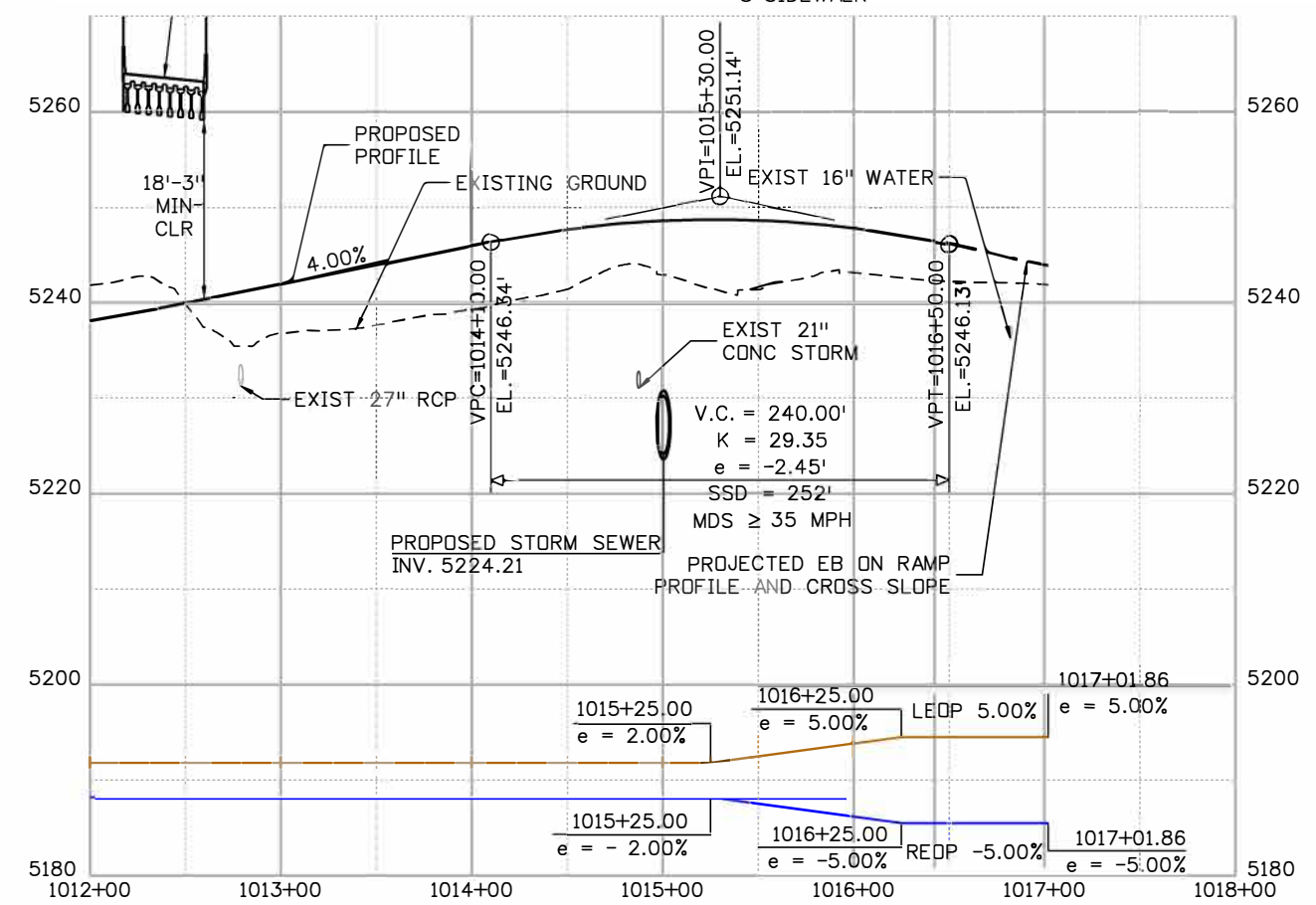
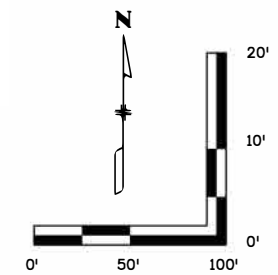
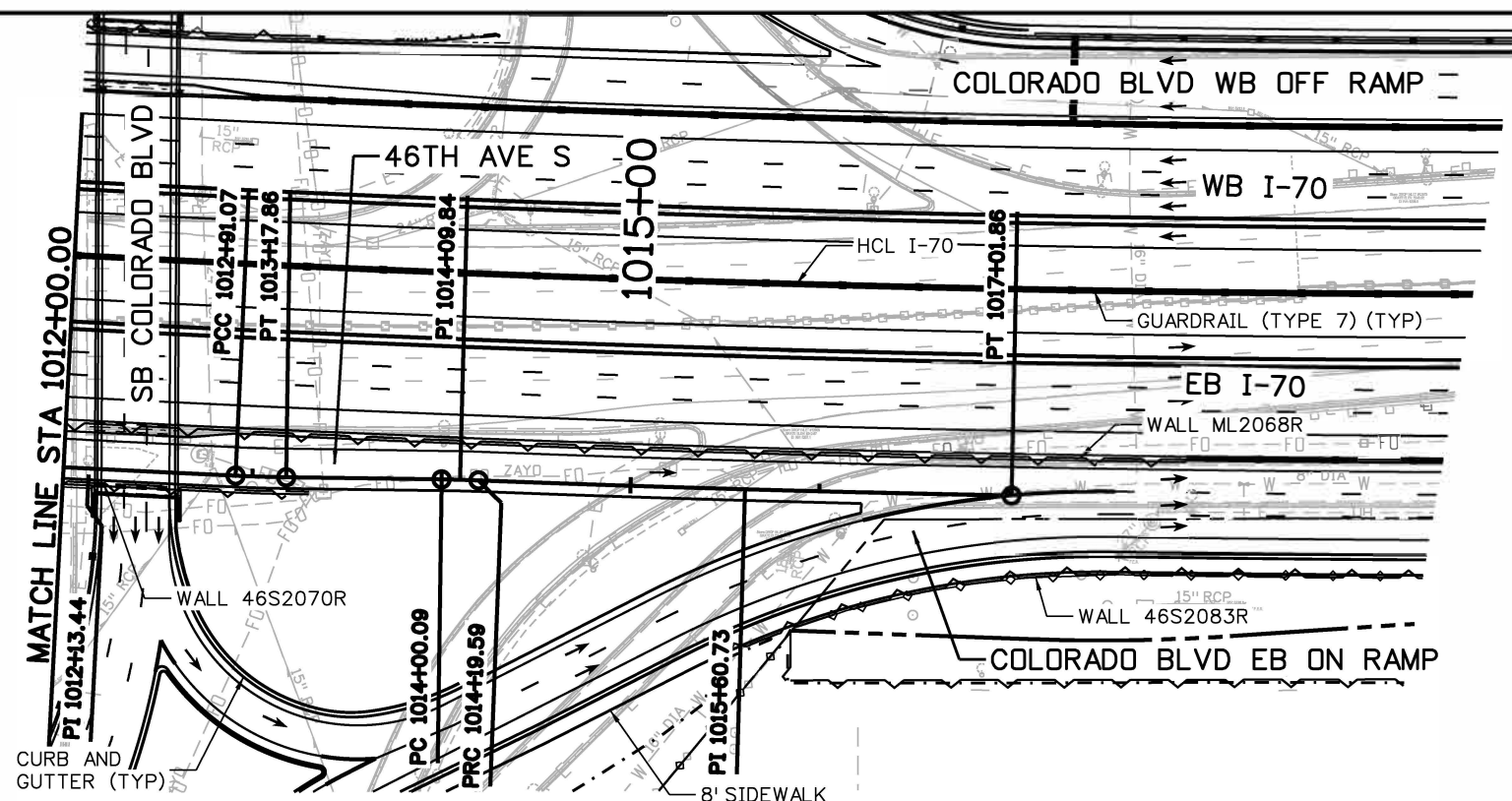
As Constructed
No Revisions:
Revised:
Void:

I-70 46TH AVE EB STA 7076+66.93 TO STA 7087+00	
Designer: D. HYMAS	Structure Numbers
Detailer: M. SCHWAB	
Sheet Subset: ROADWAY	Subset Sheets: 151 of 165

Project No./Code
FBR 0704-234
19631
Sheet Number RD-151



MSCHWAB 3:59:33 PM p:\p\APPD\A001\NorthCentral_Dmaha\Documents\424981\MKT\00000083066\6.0_CAD_BITMAP\6.2_Work_In_Progress\6.2.3_Design\Drawings\19631DES_PnP-RD-154.dgn



Print Date: 5/24/2017

File Name: 19631DES_PnP-RD-154.dgn

Scale: 1:100

0000

Sheet Revisions

Date:	Comments	Init.

Colorado Department of Transportation



2000 South Holly Street
Denver, CO 80222
Phone: 303-757-9295 FAX: 303-757-9963

Region 1 **JKE**

As Constructed

No Revisions:
Revised:
Void:

I-70
46TH AVE EB ON RAMP
STA 1012+00 TO STA 1016+50.00

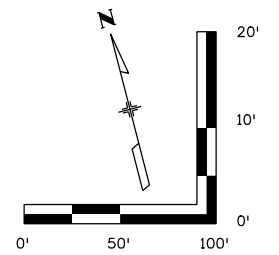
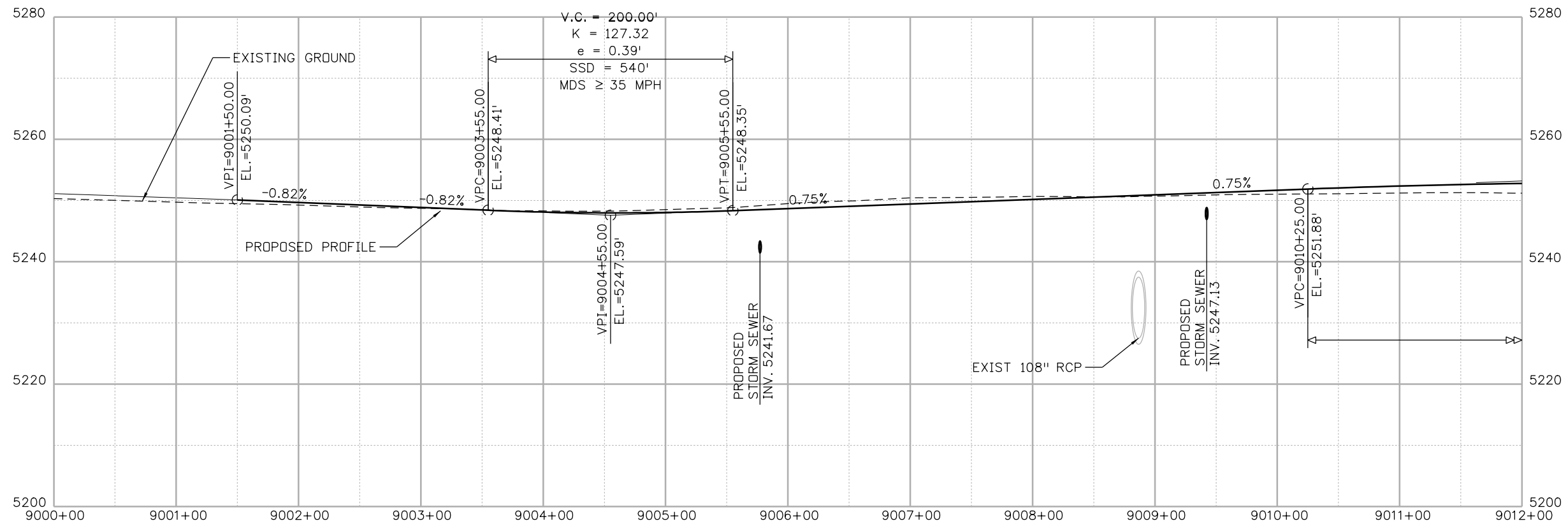
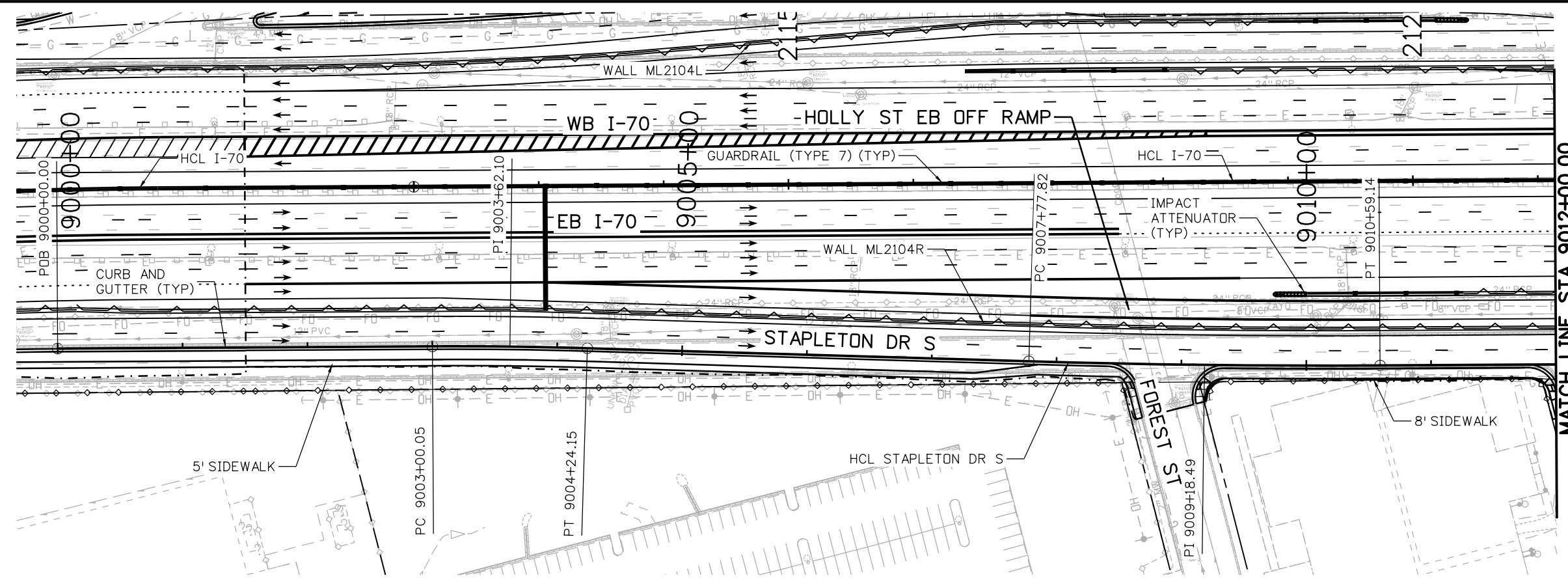
Designer: D HYMAS	Structure Numbers
Detailer: M. MARSHALL	
Sheet Subset: ROADWAY	Subset Sheets: 154 of 160

Project No./Code

FBR 0704-234
19631
Sheet Number RD-154



MSCHWAB 3:59:43 PM pw:\PWAPPD\MA001\NorthCentral_Dmaha\Documents\424981\MKT60000083066\6.0_CAD_BIM\6.2_Work_In_Progress\6.2.3_Design\Drawings\1963IDES_PnP-RD-155.dgn



Print Date: 5/24/2017

File Name: 19631DES_PnP-RD-155.dgn

Scale: 1:100

Sheet Revisions

Date:	Comments	Init.

Colorado Department of Transportation



2000 South Holly Street
Denver, CO 80222
Phone: 303-757-9295 FAX: 303-757-9963

Region 1

JKE

As Constructed

No Revisions:

Revised:

Void:

I-70
STAPLETON DR S
STA 9001+50.74 TO STA 9012+00

Designer: D. HYMAS
Detailer: M. SCHWAB
Sheet Subset: ROADWAY

Project No./Code

FBR 0704-234

19631

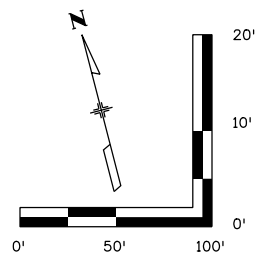
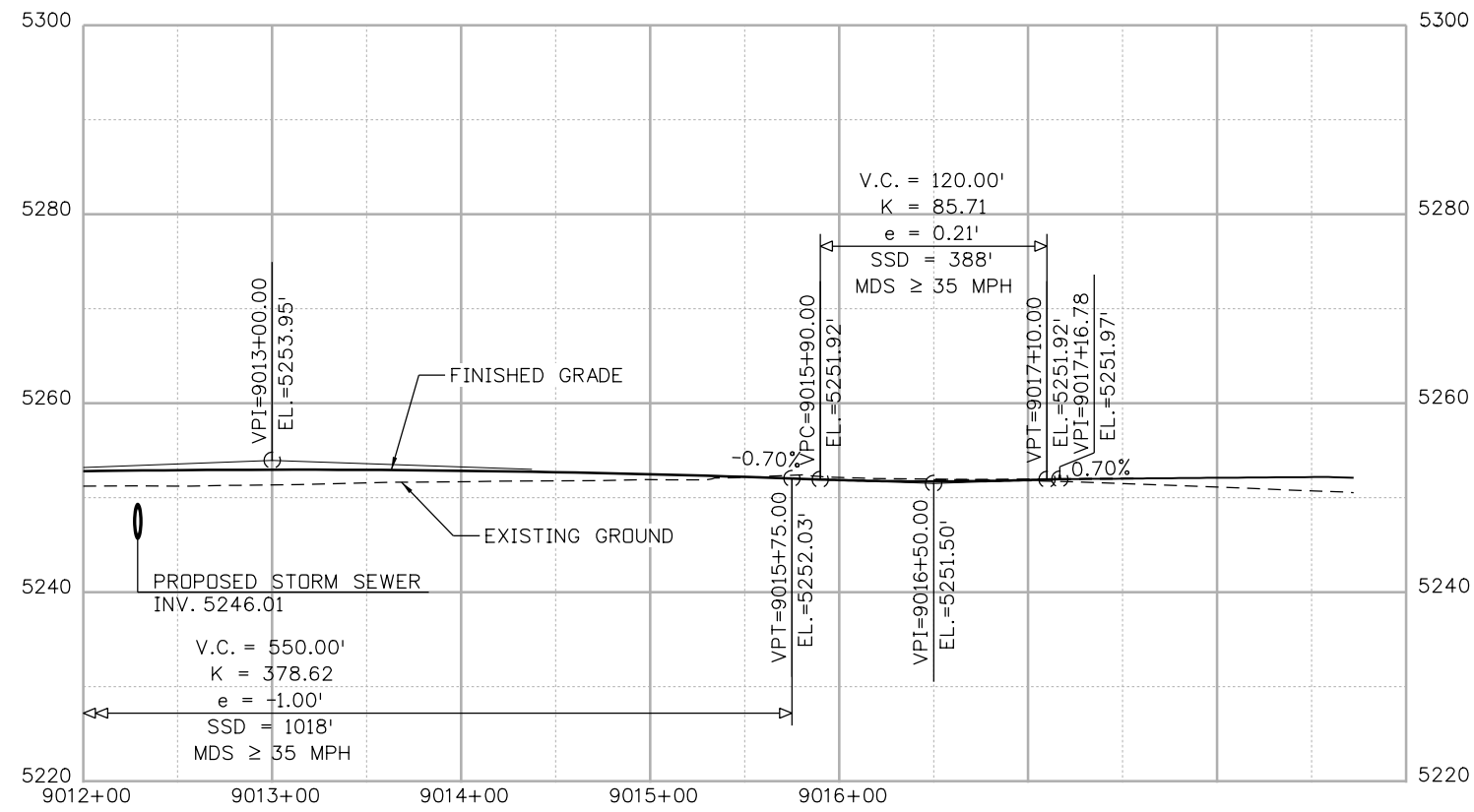
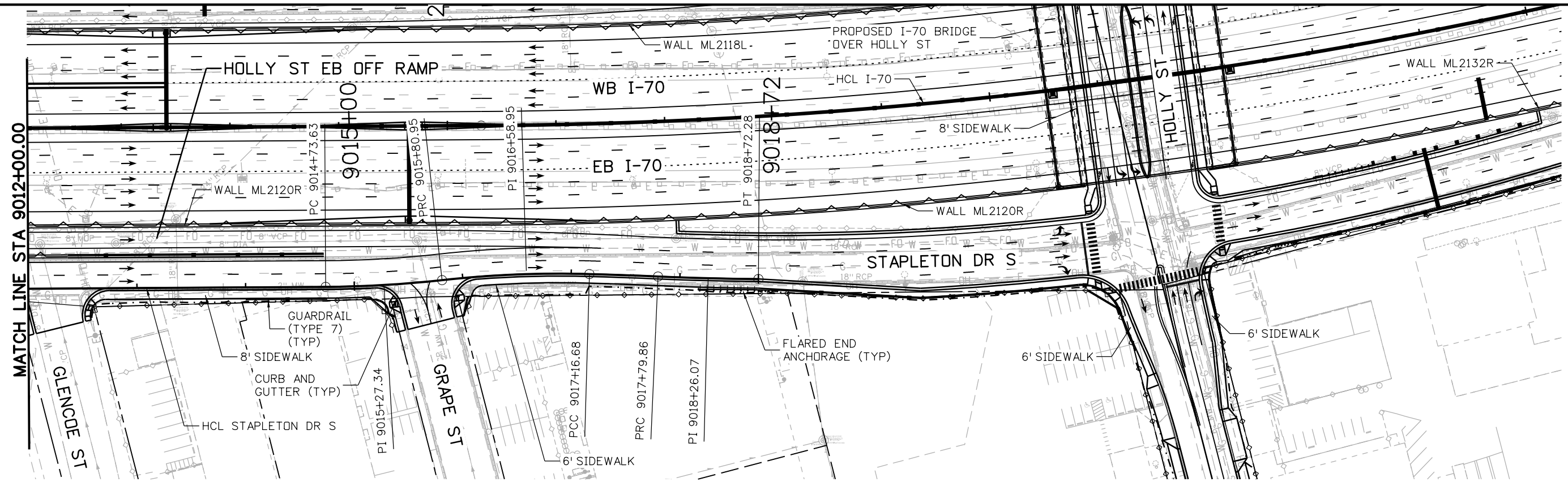
Sheet Number RD-155



0000

Structure Numbers
Subset Sheets: 155 of 165

MSCHWAB 3:59:53 PM p:\PWAPPD\MA01\NorthCentral_Dmaha\Documents\424981.MKT\600000083066\6.0_CAD_BIM\6.2_Work_In_Progress\6.2.3_Design\Drawings\19631DES_PnP-RD-156.dgn



Print Date: 5/24/2017

File Name: 19631DES_PnP-RD-156.dgn

Scale: 1:100

0000

Sheet Revisions

Date:	Comments	Init.

Colorado Department of Transportation



2000 South Holly Street
Denver, CO 80222
Phone: 303-757-9295 FAX: 303-757-9963

Region 1

JKE

As Constructed

No Revisions:

Revised:

Void:

I-70
S STAPLETON DR
STA 9012+00 TO STA 9015+16.68

Designer: D. HYMAS

Detailer: M. SCHWAB

Sheet Subset: ROADWAY

Structure Numbers

Subset Sheets: 156 of 165

Project No./Code

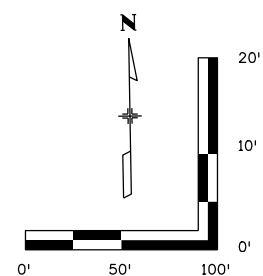
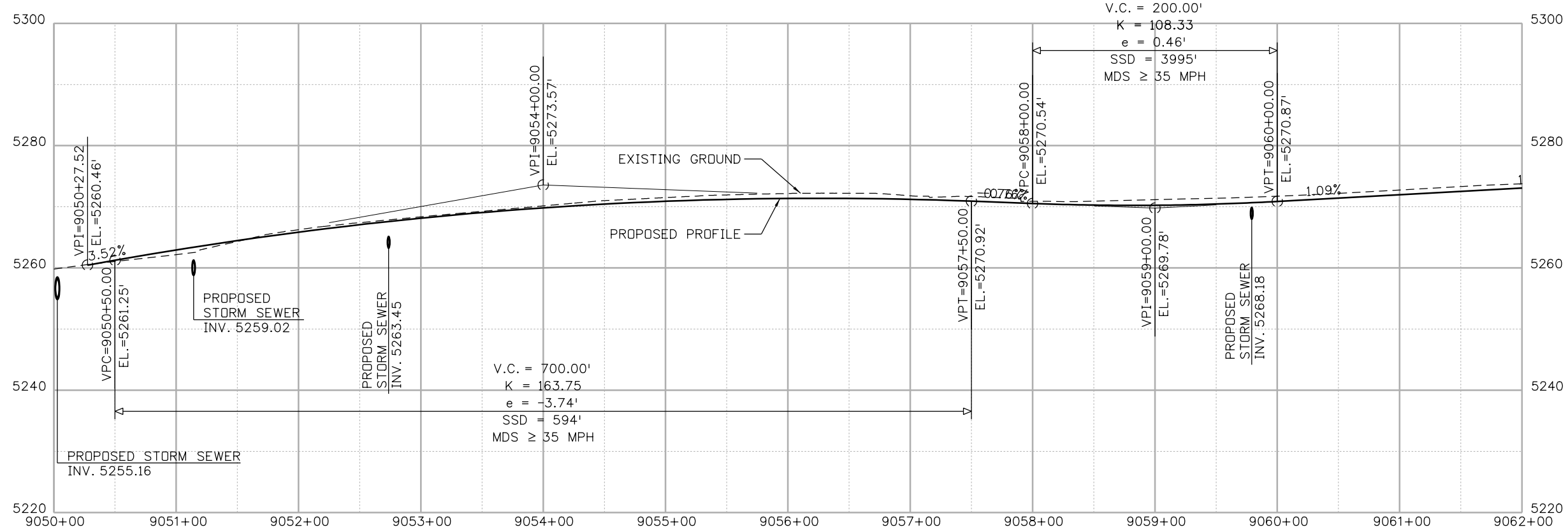
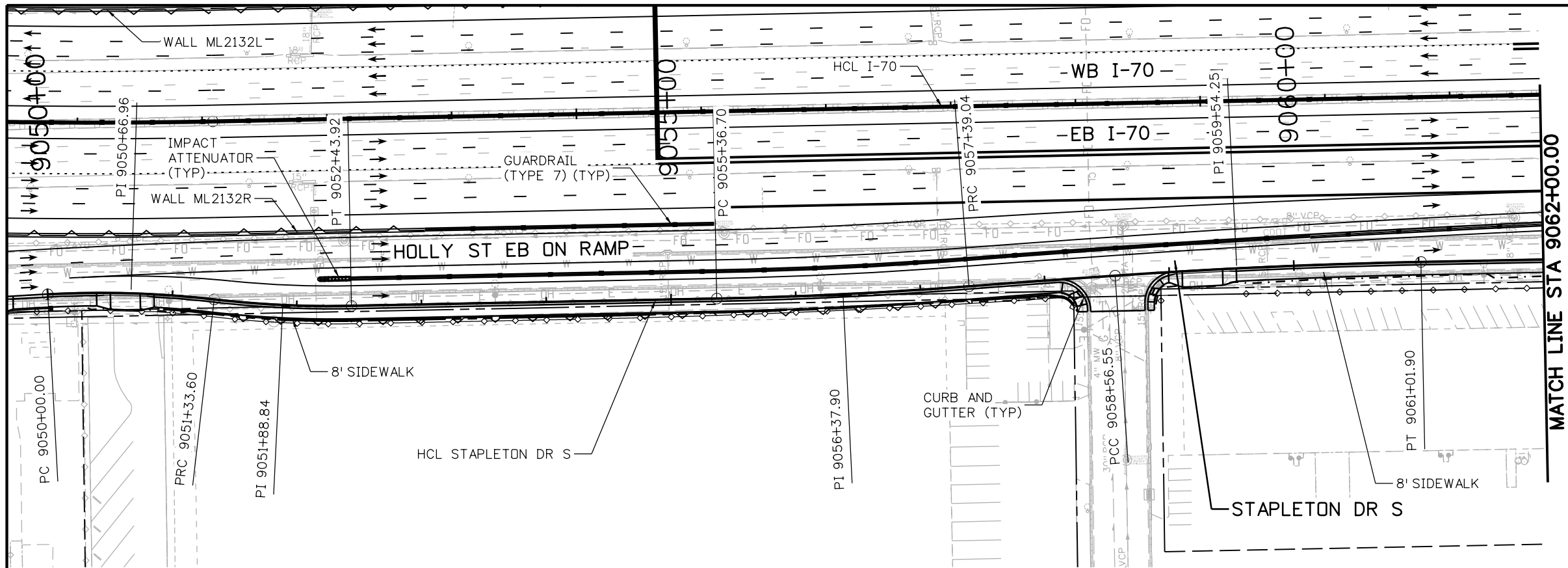
FBR 0704-234

19631

Sheet Number RD-156



MSCHWAB 4:00:04 PM pw:\P\APPD\MA001\NorthCentral_Dmaha\Documents\424981\MKT60000083066\6.0_CAD_BIM\6.2_Work_In_Progress\6.2.3_Design\Drawings\1963IDES_PnP-RD-157.dgn



Print Date: 5/24/2017

File Name: 1963IDES_PnP-RD-157.dgn

Scale: 1:100

Sheet Revisions		
Date:	Comments	Init.

Colorado Department of Transportation
 Region 1
 2000 South Holly Street
 Denver, CO 80222
 Phone: 303-757-9295 FAX: 303-757-9963
 JKE

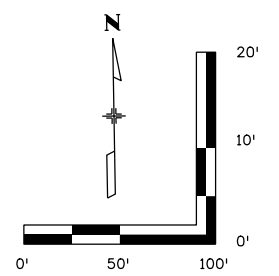
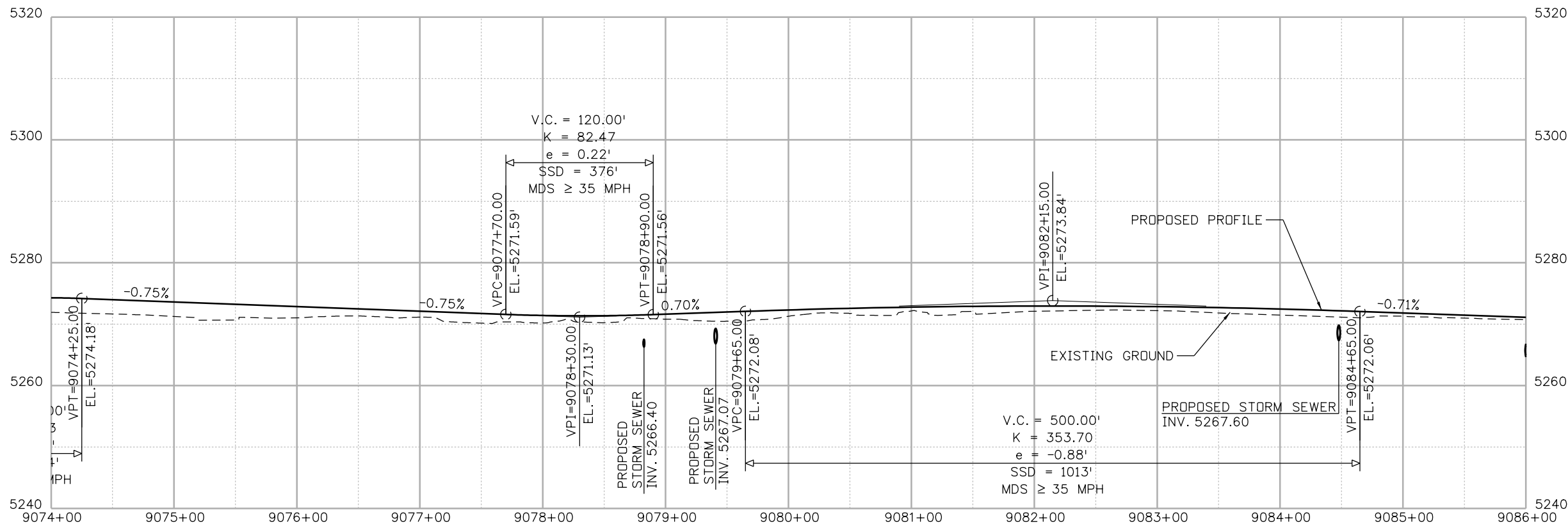
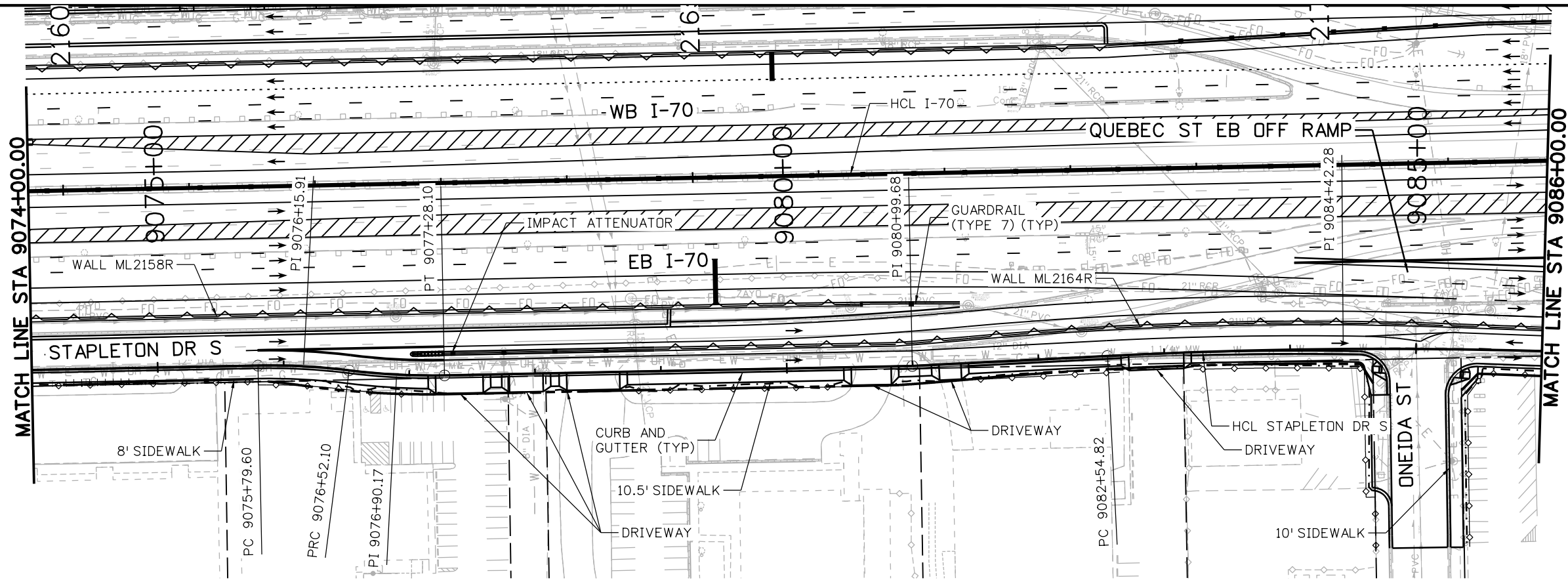
As Constructed
No Revisions:
Revised:
Void:

I-70 S STAPLETON DR STA 9050+27.52 TO STA 9062+00	
Designer: D. HYMAS	Structure Numbers
Detailer: M. SCHWAB	
Sheet Subset: ROADWAY	Subset Sheets: 157 of 165

Project No./Code
FBR 0704-234
19631
Sheet Number RD-157



MSCHWAB 4:00:23 PM p:\p\APP\DMA001\NorthCentral_Dmaha\Documents\424981.MKT\60000083066\6.0_CAD_BIM\6.2_Work_In_Progress\6.2.3_Design\Drawings\1963IDES_PnP-RD-159.dgn



Print Date: 5/24/2017

File Name: 19631DES_PnP-RD-159.dgn

Scale: 1:100

0000

Sheet Revisions

Date:	Comments	Init.

Colorado Department of Transportation



2000 South Holly Street
Denver, CO 80222
Phone: 303-757-9295 FAX: 303-757-9963

Region 1

JKE

As Constructed

No Revisions:
Revised:
Void:

**I-70
S STAPLETON DR
STA 9074+00 TO STA 9086+00**

Designer: D. HYMAS
Detailer: M. SCHWAB
Sheet Subset: ROADWAY

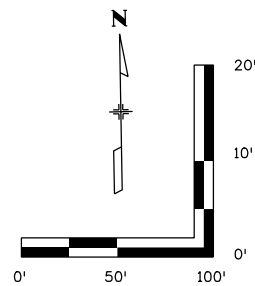
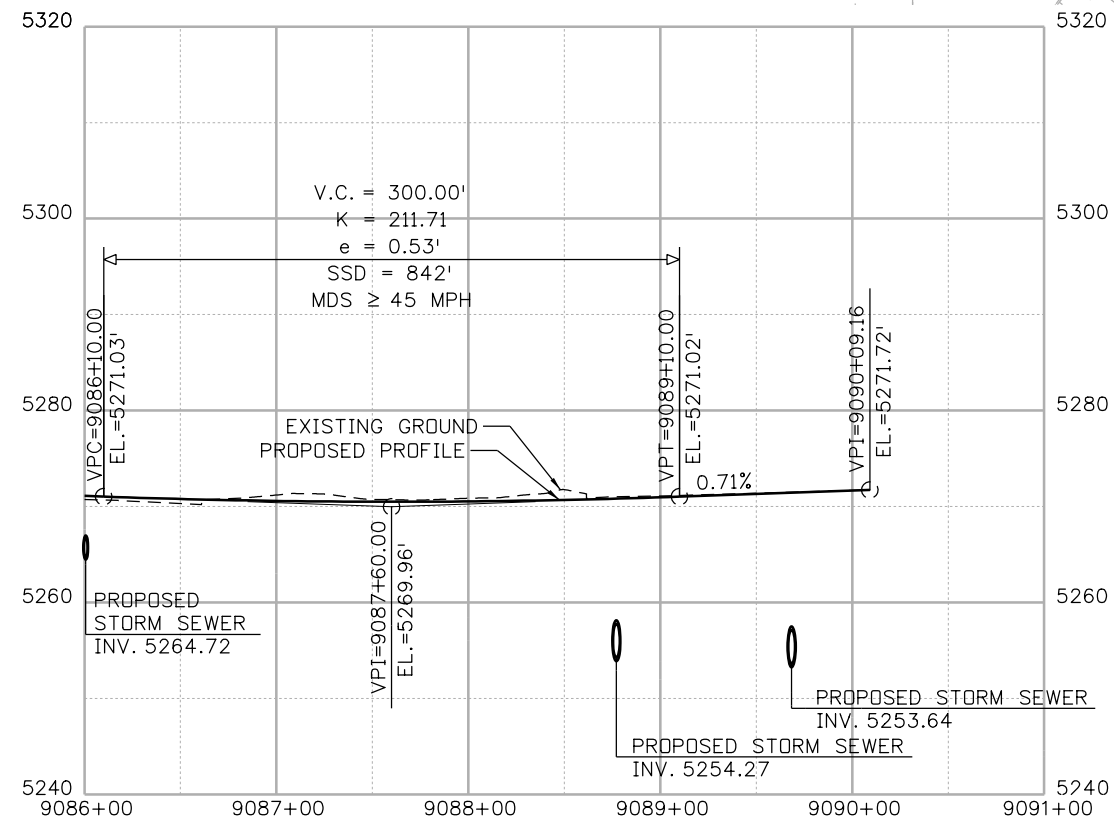
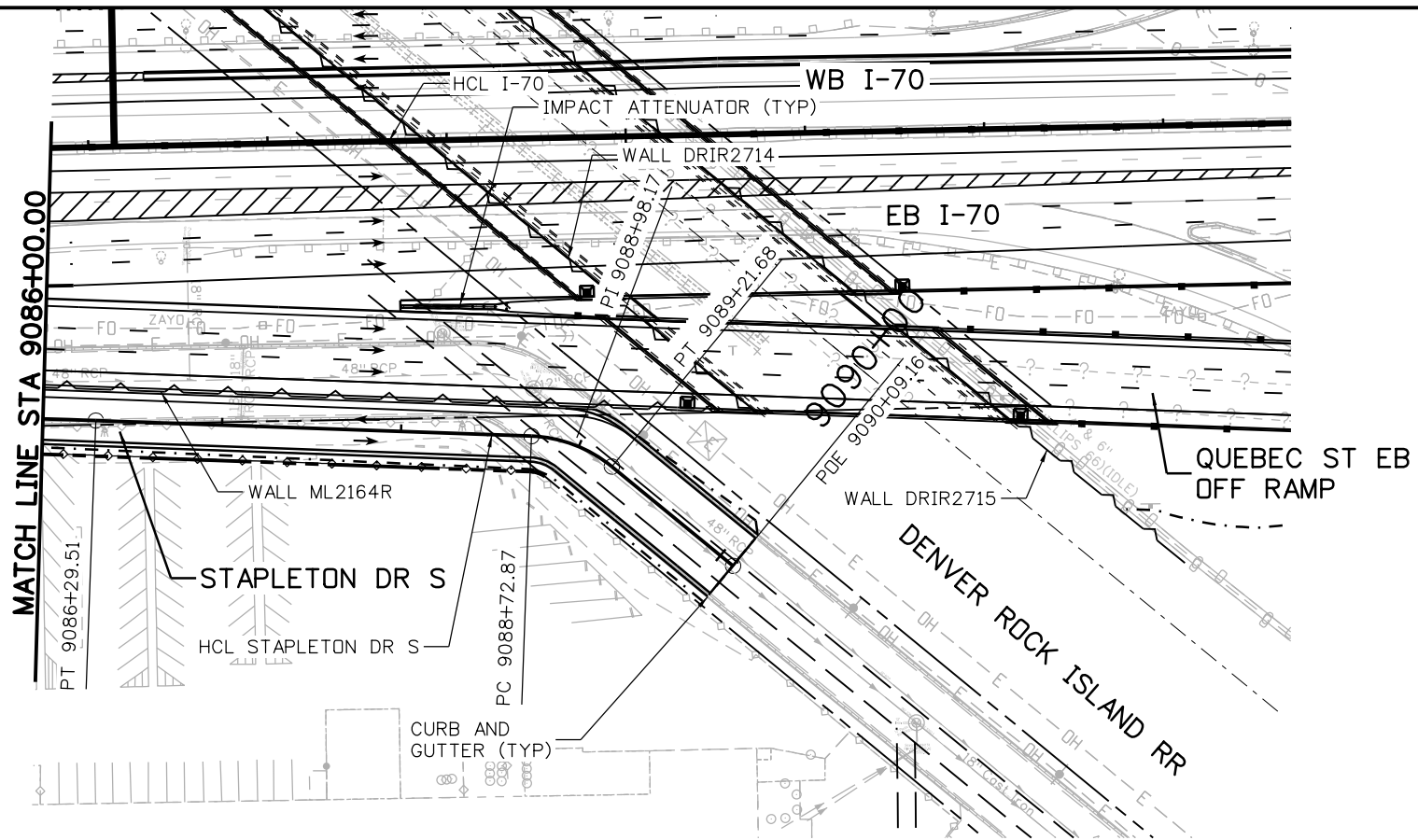
Project No./Code

FBR 0704-234
19631
Sheet Number RD-159



Structure Numbers
Subset Sheets: 159 of 165

MSCHWAB 4:00:34 PM pw:\PWAPPD\MA001\NorthCentral_Dmaha\Documents\424981\MKT60000083066\6.0_CAD_BIM\6.2_Work_In_Progress\6.2.3_Design\Drawings\19631DES_PnP-RD-160.dgn



Print Date: 5/24/2017

File Name: 19631DES_PnP-RD-160.dgn

Scale: 1:100

Sheet Revisions

Date:	Comments	Init.

Colorado Department of Transportation



2000 South Holly Street
 Denver, CO 80222
 Phone: 303-757-9295 FAX: 303-757-9963

Region 1

JKE

As Constructed

No Revisions:

Revised:

Void:

I-70
 STAPLETON DR S
 STA 9086+00 TO STA 9090+09.16

Designer: D. HYMAS

Detailer: M. SCHWAB

Sheet Subset: ROADWAY

Project No./Code

FBR 0704-234

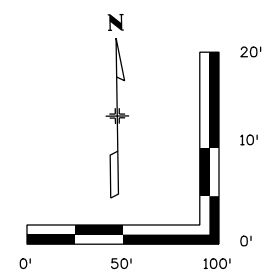
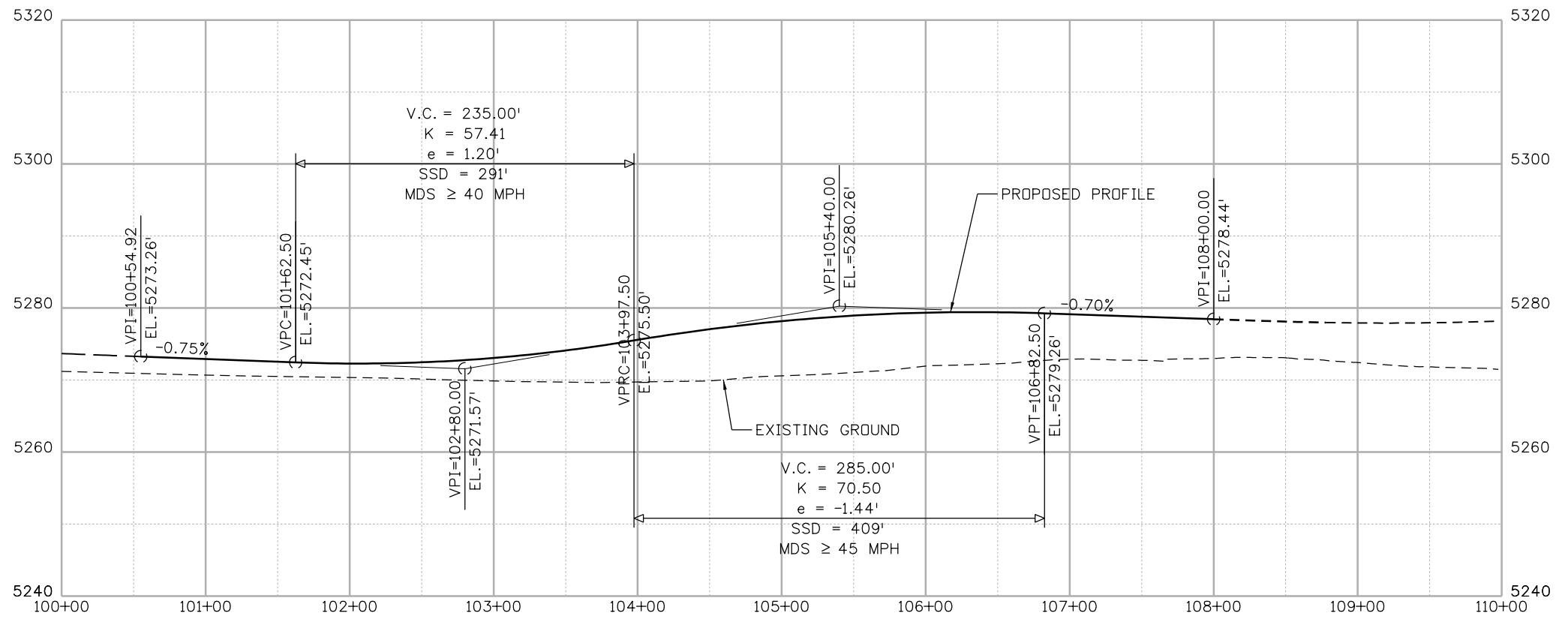
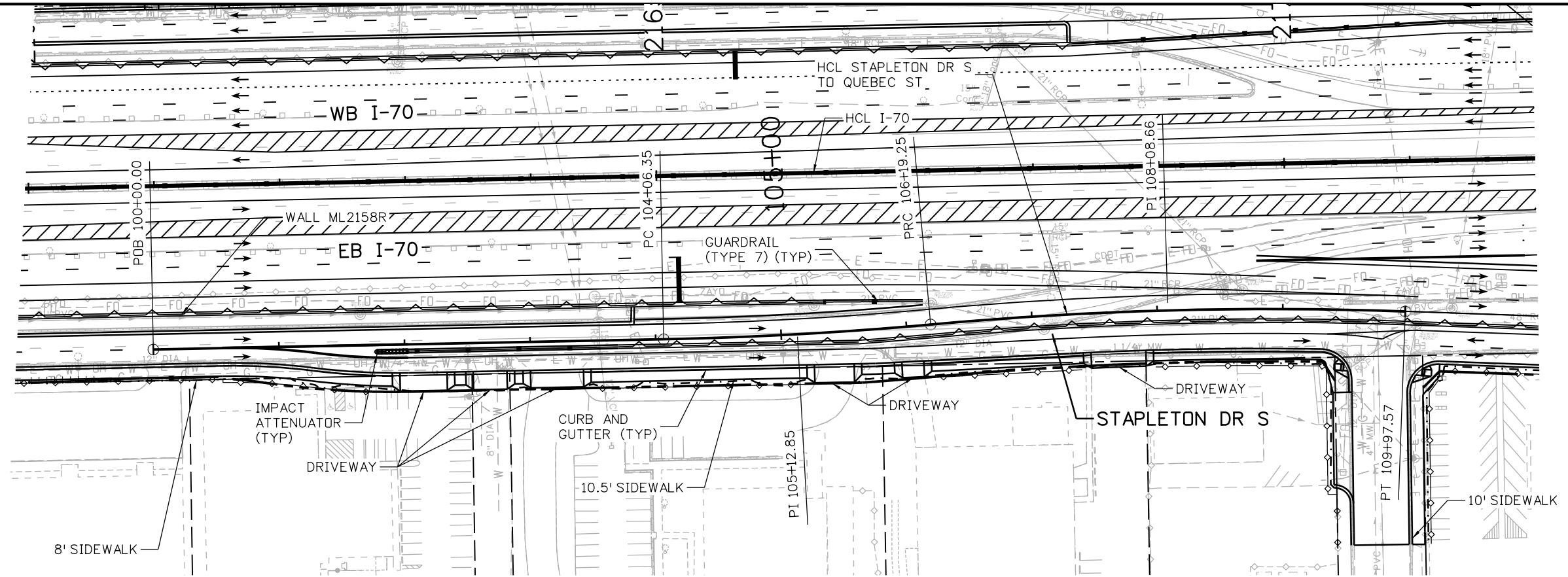
19631

Sheet Number RD-160



Structure Numbers

Subset Sheets: 160 of 165



Print Date: 5/24/2017

File Name: 19631DES_PnP-RD-161.dgn

Scale: 1:100

0000

Sheet Revisions

Date:	Comments	Init.

Colorado Department of Transportation



2000 South Holly Street
Denver, CO 80222
Phone: 303-757-9295 FAX: 303-757-9963

Region 1

JKE

As Constructed

No Revisions:

Revised:

Void:

I-70
STAPLETON DR S TO QUEBEC ST
STA 100+00 TO STA 1096+97.57

Designer: D. HYMAS
Detailer: M. SCHWAB
Sheet Subset: ROADWAY

Structure Numbers
Subset Sheets: 161 of 165

Project No./Code

FBR 0704-234

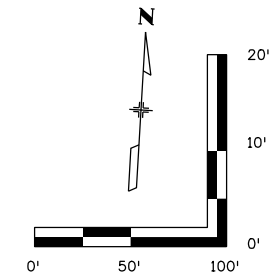
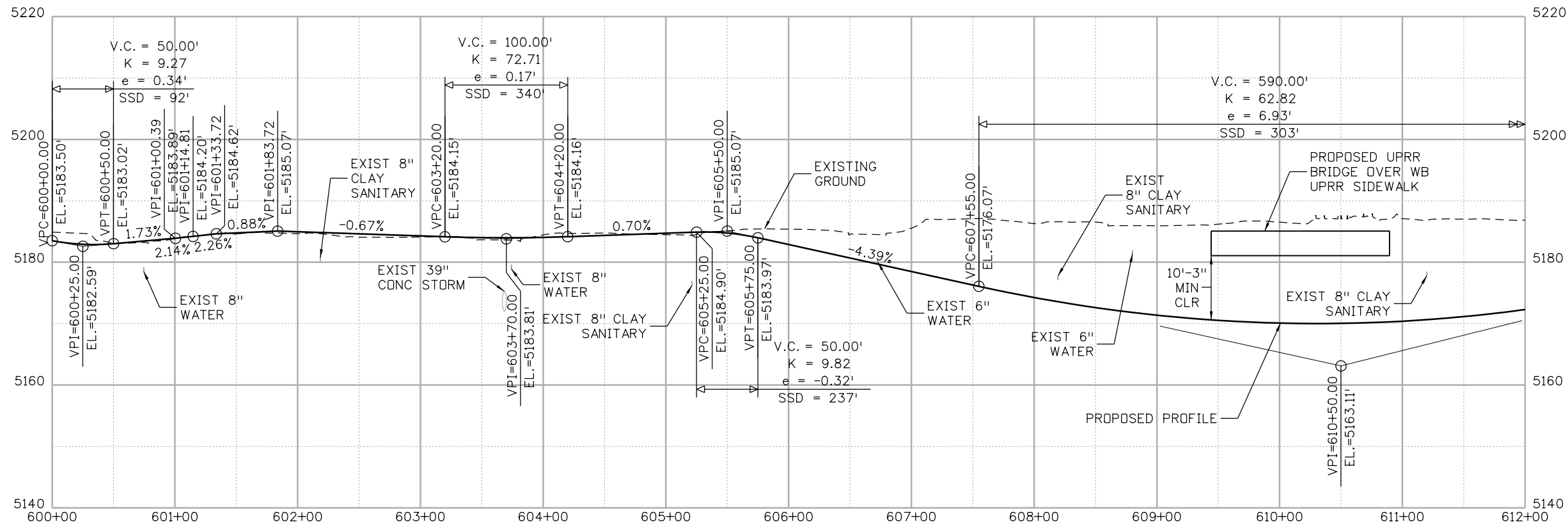
19631

Sheet Number RD-161

5280 Connectors
Linking I-70 Communities

MSCHWAB 4:00:44 PM p:\p\APPD\MA001\NorthCentral_Dmaha\Documents\424981\MKT\G00000083066\6.0_CAD_BIM\6.2_Work_In_Progress\6.2.3_Design\Drawings\19631DES_PnP-RD-161.dgn

MSCHWAB 4:00:54 PM pw:\APP\DM001\NorthCentral_Dmaha\Documents\424981\MKT60000083066\6.0_CAD_BIM\6.2_Work_In_Progress\19631DES_PnP-RD-162.dgn



Print Date: 5/24/2017

File Name: 19631DES_PnP-RD-162.dgn

Scale: 1:100

0000

Sheet Revisions

Date:	Comments	Init.

Colorado Department of Transportation



2000 South Holly Street
Denver, CO 80222
Phone: 303-757-9295 FAX: 303-757-9963

Region 1

JKE

As Constructed

No Revisions:

Revised:

Void:

I-70

UPRR WB SIDEWALK
STA 600+00 TO STA 612+00

Designer:	D. HYMAS	Structure Numbers	
Detailer:	M. SCHWAB		
Sheet Subset:	ROADWAY	Subset Sheets:	162 of 165

Project No./Code

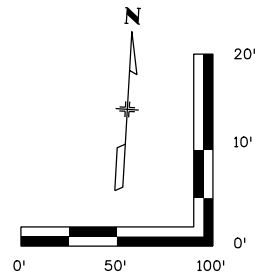
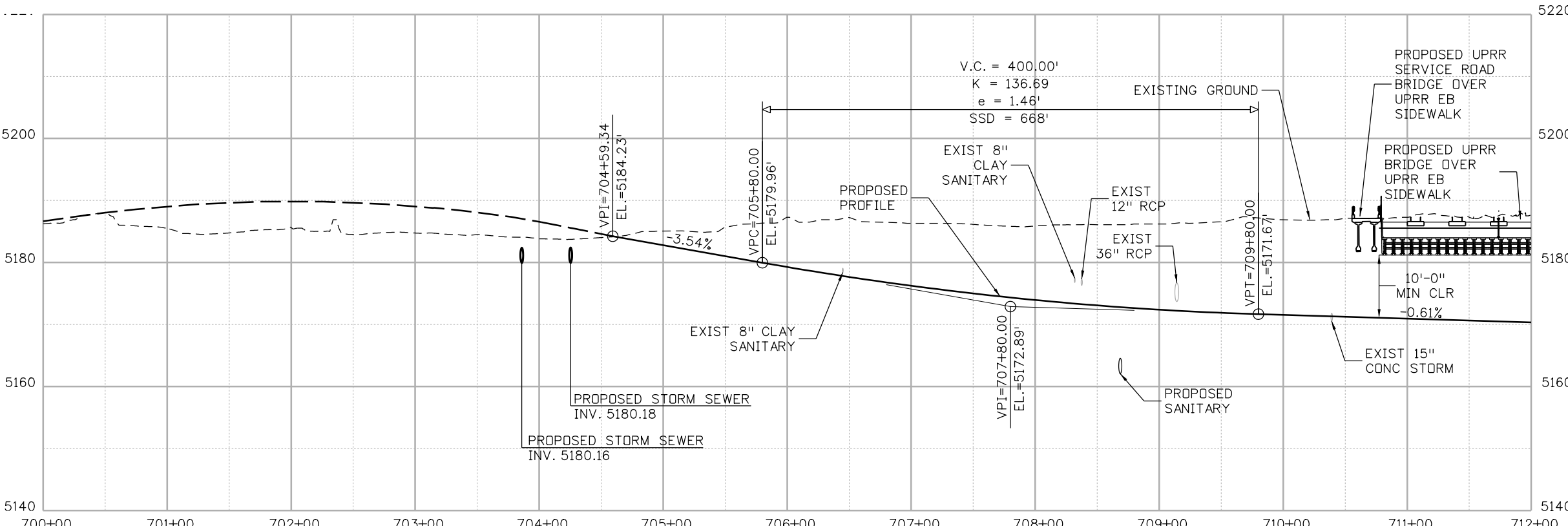
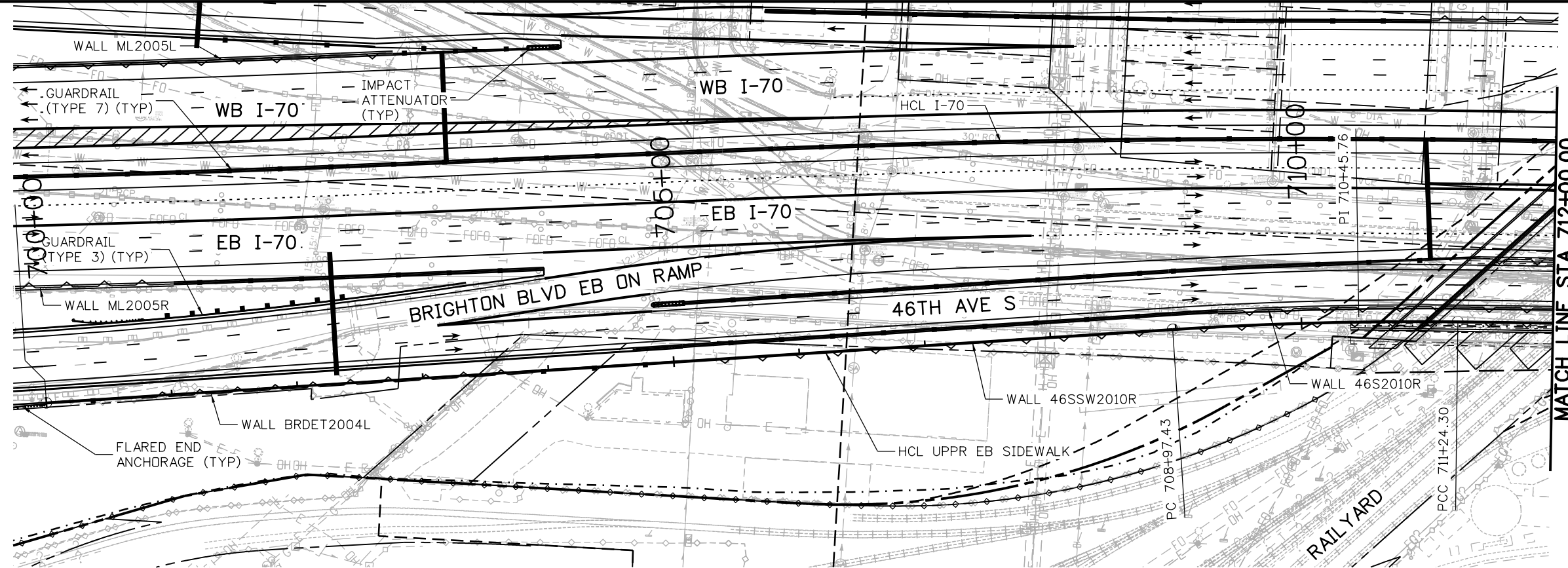
FBR 0704-234

19631

Sheet Number RD-162

5280 Connectors
Linking I-70 Communities

MSCHWAB 4:01:16 PM pwr:\pwwpfdma001\NorthCentral_Dmaha\Documents\424981\MKTG0000083066\6_0_CAD_BIM\6.2_Work_In_Progress\6.2.3_Design\Drawings\19631DES_PnP-RD-164.dgn



Print Date: 5/24/2017
 File Name: 19631DES_PnP-RD-164.dgn
 Scale: 1:100

Sheet Revisions		
Date:	Comments	Init.

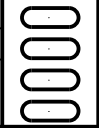
Colorado Department of Transportation

 2000 South Holly Street
 Denver, CO 80222
 Phone: 303-757-9295 FAX: 303-757-9963
 Region 1 JKE

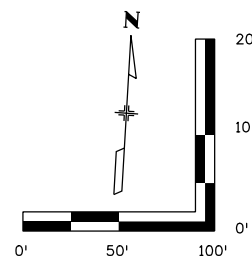
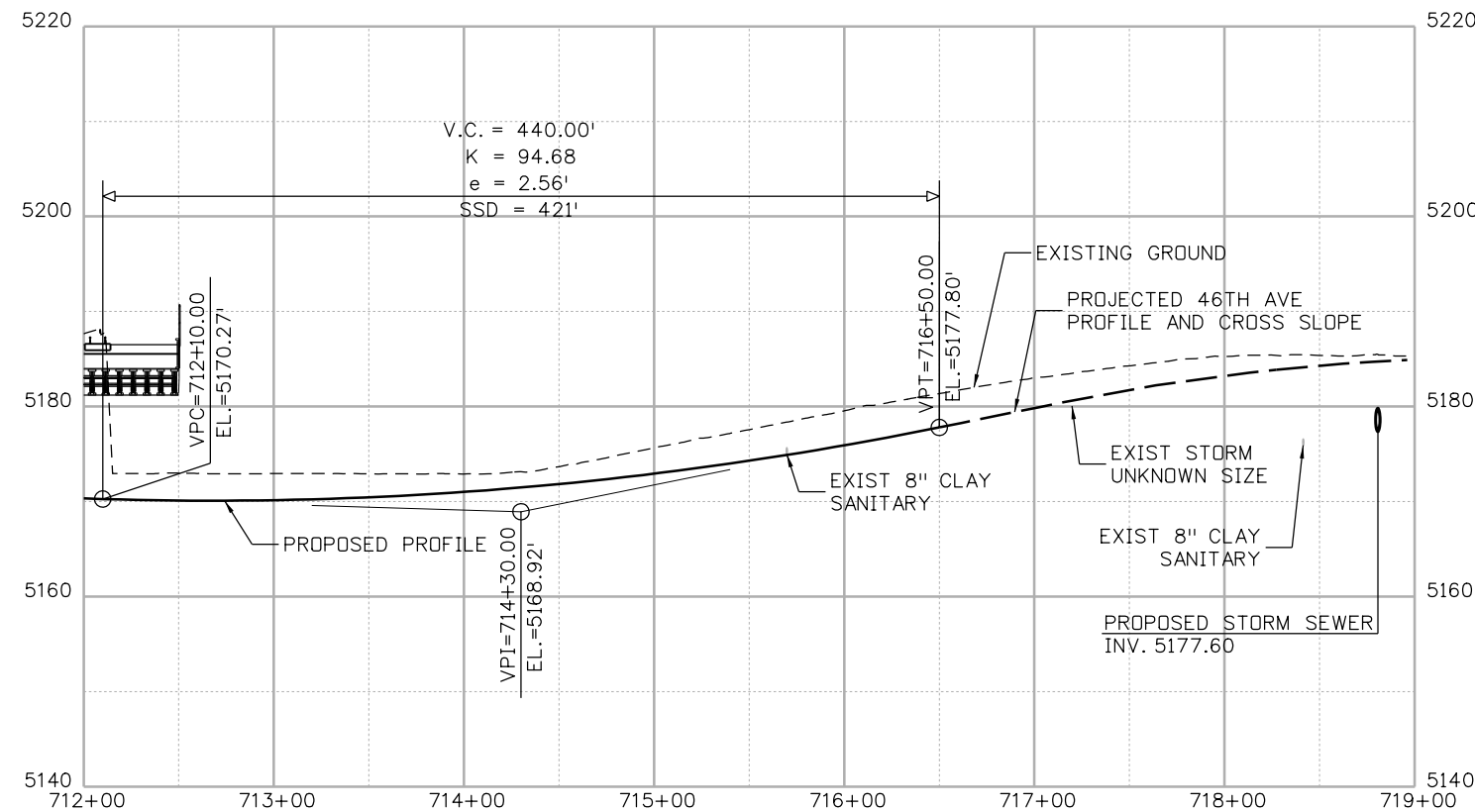
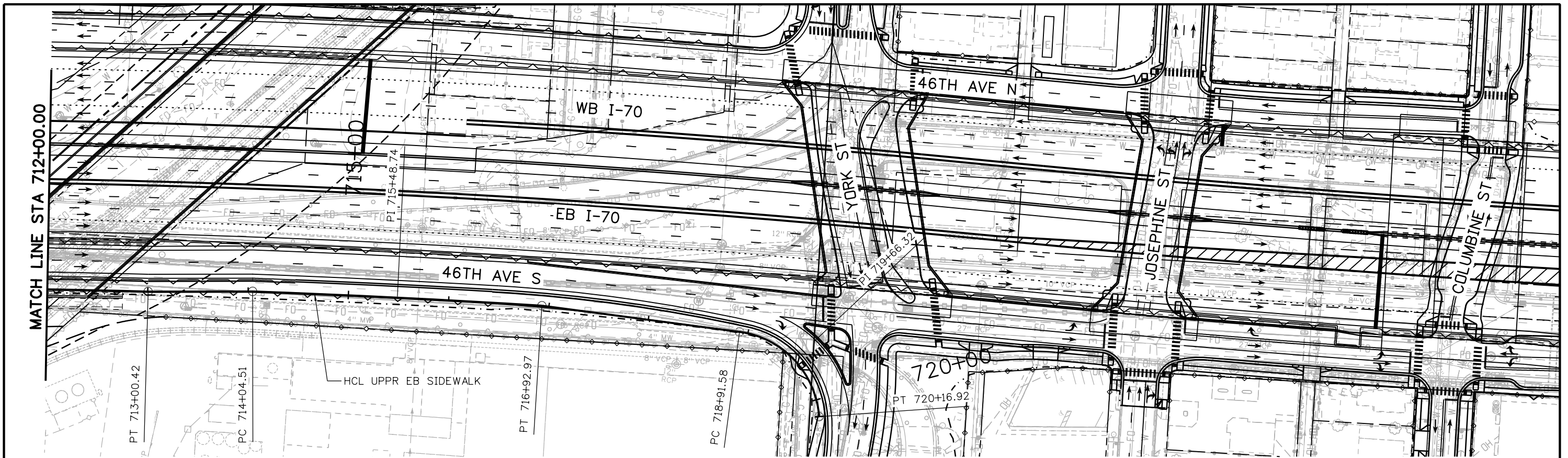
As Constructed
 No Revisions:
 Revised:
 Void:

**I-70
 UPRR EB SIDEWALK
 STA 704+59.34 TO STA 712+00**
 Designer: D. HYMAS
 Detailer: M. SCHWAB
 Sheet Subset: ROADWAY

Project No./Code
 FBR 0704-234
 19631
 Sheet Number **RD-164**



MSCHWAB 4:01:27 PM pwr:\PWP\PDMA01\NorthCentral_Dmoha\Documents\424981\WKT\600000083066\6_0_CAD_BIM\6.2_Work_In_Progress\6.2.3_Design\Drawings\19631DES_PnP-RD-165.dgn



Print Date: 5/24/2017
 File Name: 19631DES_PnP-RD-165.dgn
 Scale: 1:100

Sheet Revisions		
Date:	Comments	Init.

Colorado Department of Transportation

2000 South Holly Street
 Denver, CO 80222
 Phone: 303-757-9295 FAX: 303-757-9963

Region 1 JKE

As Constructed
 No Revisions:
 Revised:
 Void:

I-70
 UPRR EB SIDEWALK
 STA 712+00 TO STA 716+50.00

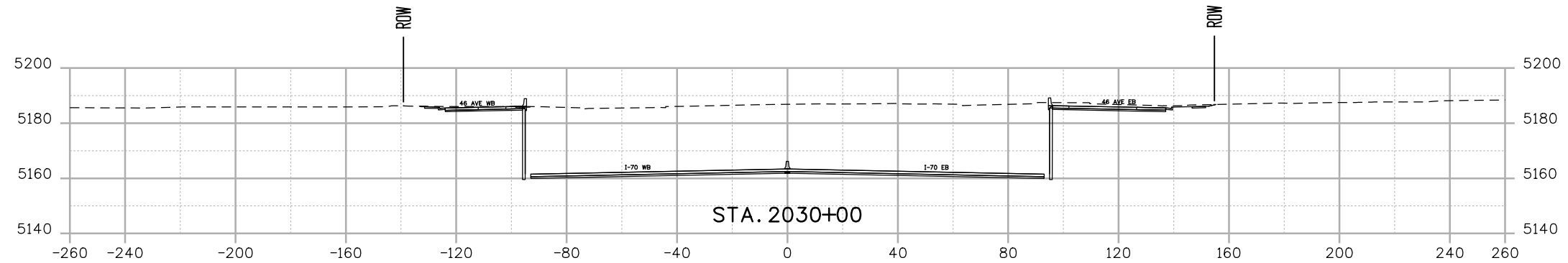
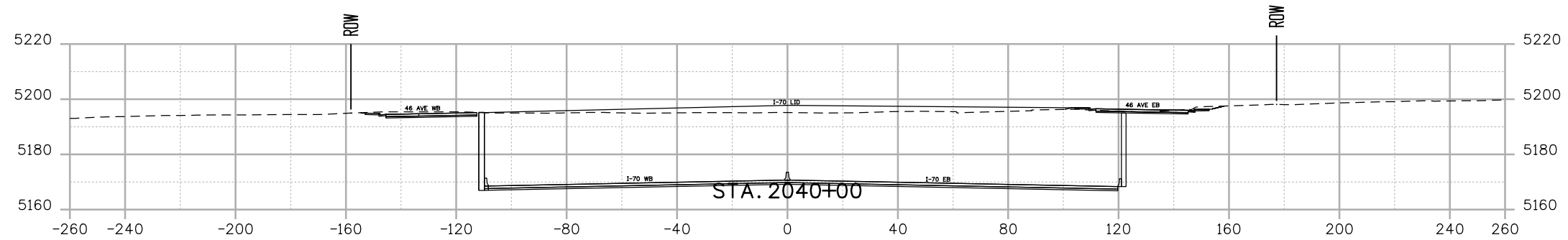
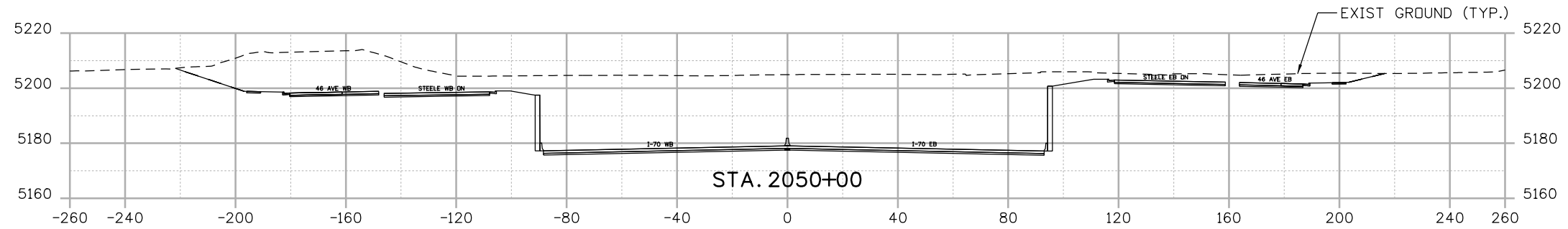
Designer: D. HYMAS	Structure Numbers
Detailer: M. MARSHALL	
Sheet Subset: ROADWAY	Subset Sheets: 165 of 165

Project No./Code
 FBR 0704-234
 19631
 Sheet Number RD-165



MSCHWAB 4:16:07 PM pwr:\pwappp0a001\NorthCentral_Dmoho\Documents\424981\WKT000000083066\6_0_CAD_BIM\6.2_Work_In_Progress\6.2.3_Design\Drawings\Cross_Sections\CrossSections_1000.dgn

Design		Detail		Quantities	
INITIAL	DATE	INITIAL	DATE	INITIAL	DATE



Print Date: 5/24/2017
 File Name: CrossSections_1000.dgn
 Scale: 1:50
 Staff Bridge Branch - Unit 0226 Unit Leader DDG

5280 Connectors
 Linking I-70 Communities

Sheet Revisions		
Date:	Comments	Init.

Colorado Department of Transportation

2000 South Holly Street
 Denver, CO 80222
 Phone: 303-757-9295 FAX: 303-757-9963

Region 1 JKE

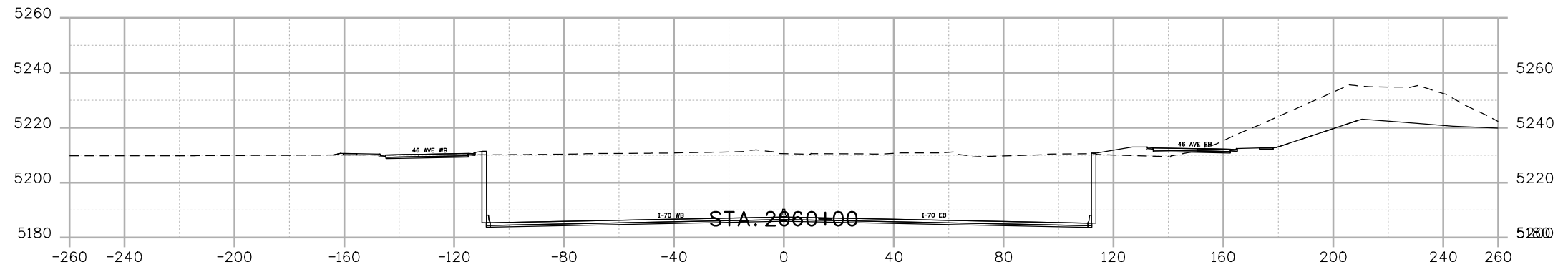
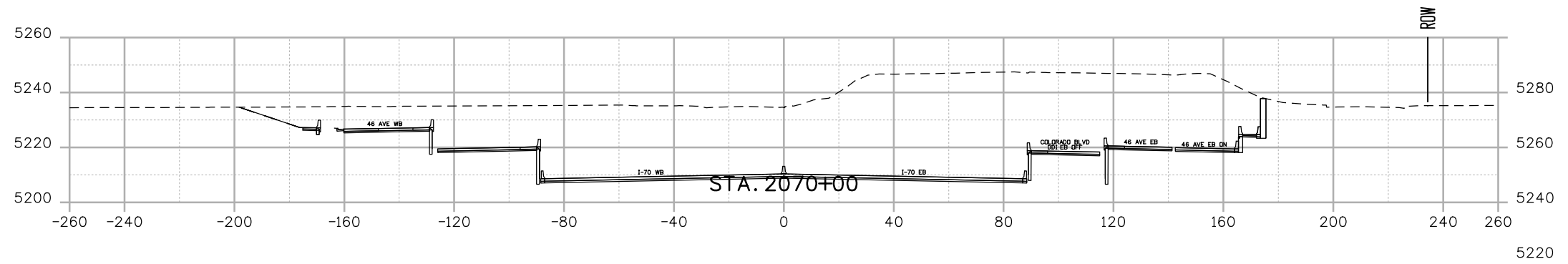
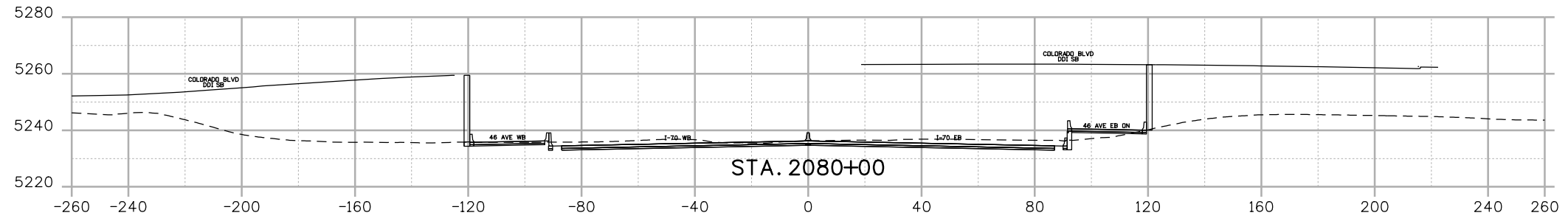
As Constructed
No Revisions:
Revised:
Void:

I-70 CROSS SECTIONS SHEET 2	
Designer: D. HYMAS	Structure Numbers
Detailer: M. MARSHALL	
Sheet Subset: SECTIONS	Subset Sheets: 02 of 13

Project No./Code
FBR 0704-234
19631
Sheet Number XS-02

MSCHWAB 4:16:08 PM pwr:\PWAPPDM001\NorthCentral_Dmoho\Documents\424981\WKTC000000083066\6_0_CAD_BIM\6.2_Work_In_Progress\6.2.3_Design\Drawings\CrossSections\CrossSections_1000.dgn

Design		Detail		Quantities	
INITIAL	DATE	INITIAL	DATE	INITIAL	DATE



Print Date: 5/24/2017
 File Name: CrossSections_1000.dgn
 Scale: 1:50
 Staff Bridge Branch - Unit 0226 Unit Leader DDG

5280 Connectors
 Linking I-70 Communities

Sheet Revisions		
Date:	Comments	Init.

Colorado Department of Transportation

2000 South Holly Street
 Denver, CO 80222
 Phone: 303-757-9295 FAX: 303-757-9963

Region 1 JKE

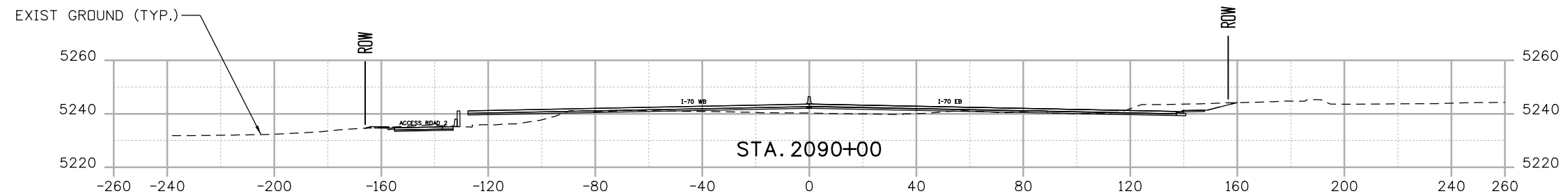
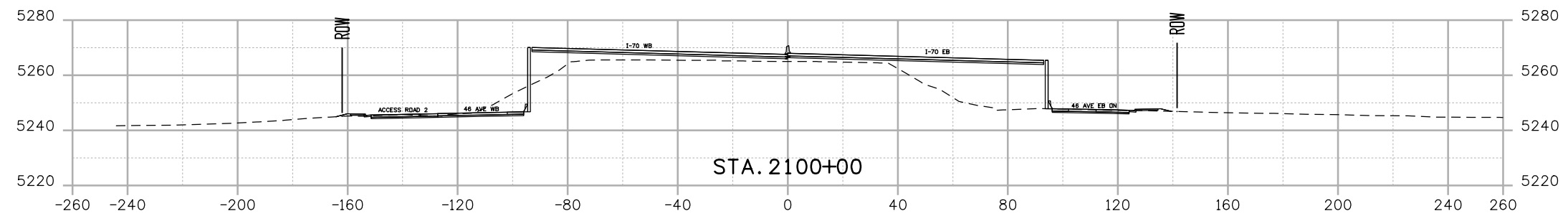
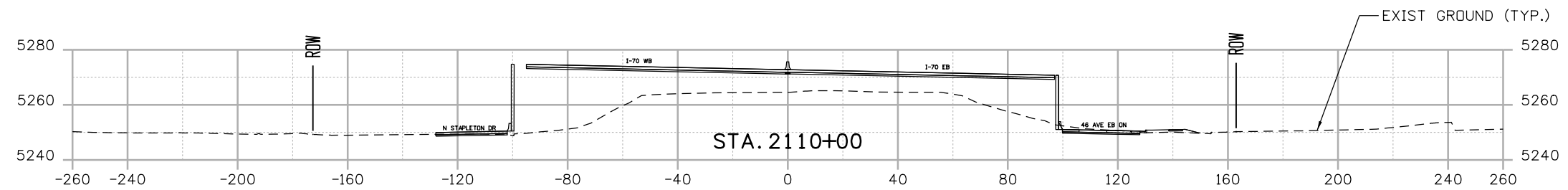
As Constructed
No Revisions:
Revised:
Void:

I-70 CROSS SECTIONS SHEET 3	
Designer: D. HYMAS	Structure Numbers
Detailer: M. MARSHALL	
Sheet Subset: SECTIONS	Subset Sheets: 03 of 13

Project No./Code
FBR 0704-234
19631
Sheet Number XS-03

MSCHWAB 4:16:10 PM pwr:\pwwapp\01\NorthCentral\Omaha\Documents\424981\MKTG00000083066\6_0_CAD_BIM\6.2_Work_In_Progress\6.2.3_Design\Drawings\Cross_Sections\CrossSections_1000.dgn

Design		Detail		Quantities	
INITIAL	DATE	INITIAL	DATE	INITIAL	DATE



Print Date: 5/24/2017
 File Name: CrossSections_1000.dgn
 Scale: 1:50
 Staff Bridge Branch - Unit 0226 Unit Leader DDG

5280 Connectors
 Linking I-70 Communities

Sheet Revisions		
Date:	Comments	Init.

Colorado Department of Transportation

2000 South Holly Street
 Denver, CO 80222
 Phone: 303-757-9295 FAX: 303-757-9963

Region 1 JKE

As Constructed
No Revisions:
Revised:
Void:

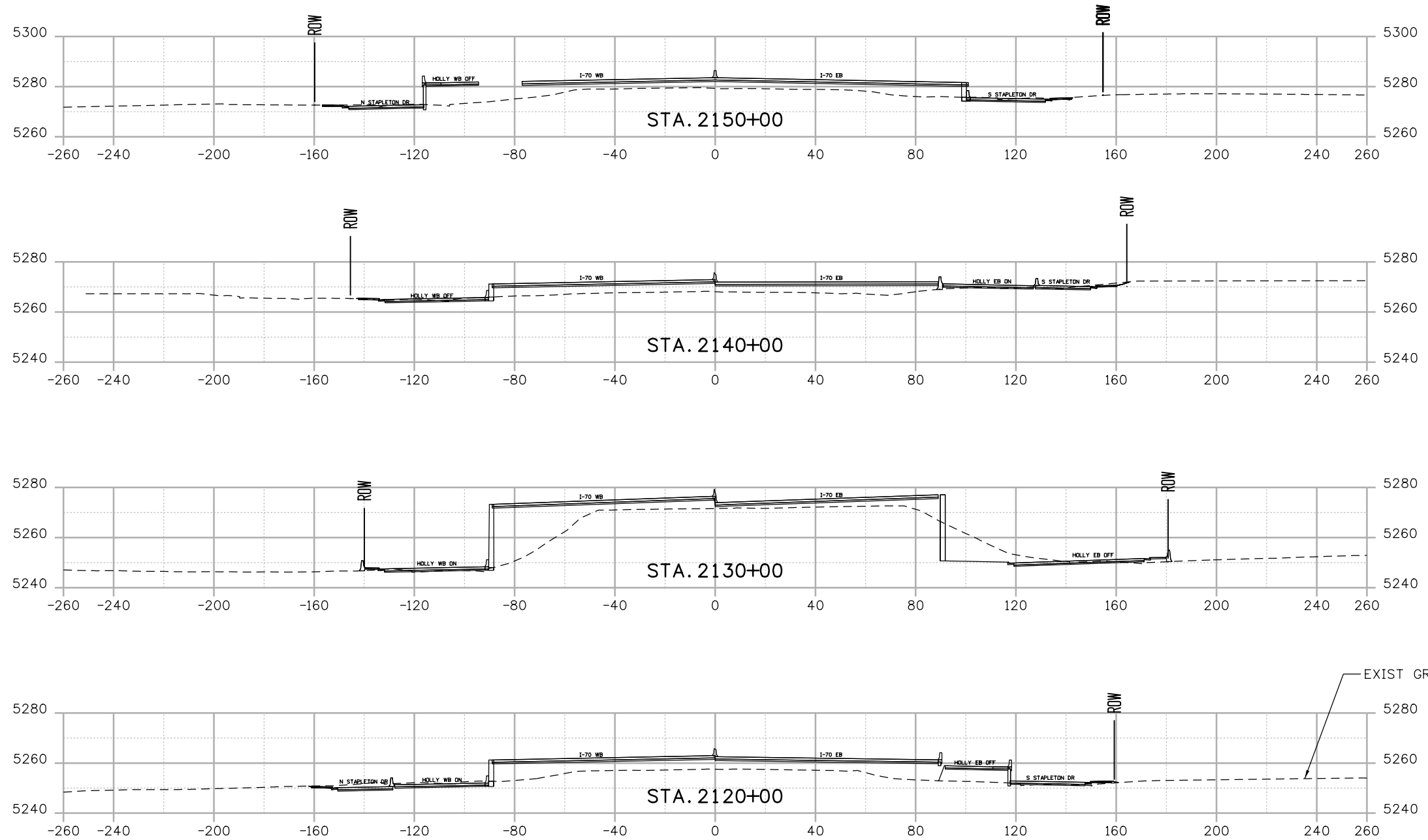
I-70
 CROSS SECTIONS
 SHEET 4

Designer: D. HYMAS	Structure Numbers
Detailer: M. MARSHALL	
Sheet Subset: SECTIONS	Subset Sheets: 04 of 13

Project No./Code
FBR 0704-234
19631
Sheet Number XS-04

MSCHWAB 4:16:12 PM pwr:\pwwapp\01\North\Centrol\dmaha\Documents\424981\MKTG00000083066\6_0_CAD_BIM\6.2_Work_In_Progress\6.2.3_Design\Drawings\Cross_Sections\CrossSections_1000.dgn

Design		Detail		Quantities	
INITIAL	DATE	INITIAL	DATE	INITIAL	DATE



Print Date: 5/24/2017

File Name: CrossSections_1000.dgn

Scale: 1:50

Staff Bridge Branch - Unit 0226 Unit Leader DDG



Sheet Revisions

Date:	Comments	Init.

Colorado Department of Transportation



2000 South Holly Street
Denver, CO 80222
Phone: 303-757-9295 FAX: 303-757-9963

Region 1

JKE

As Constructed

No Revisions:

Revised:

Void:

**I-70
CROSS SECTIONS
SHEET 5**

Designer:	D. HYMAS	Structure Numbers	
Detailer:	M. MARSHALL	Subset Sheets:	05 of 13

Project No./Code

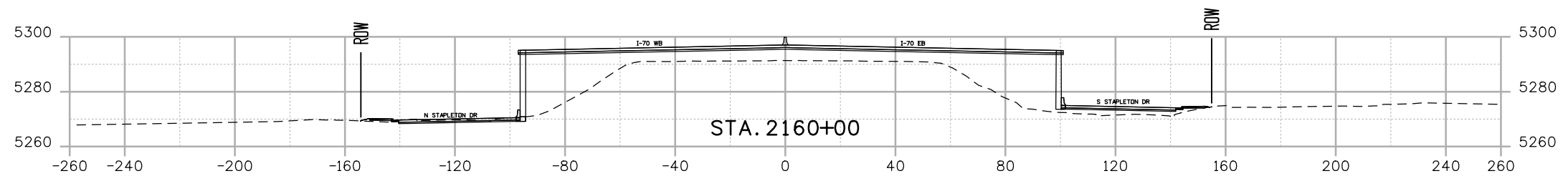
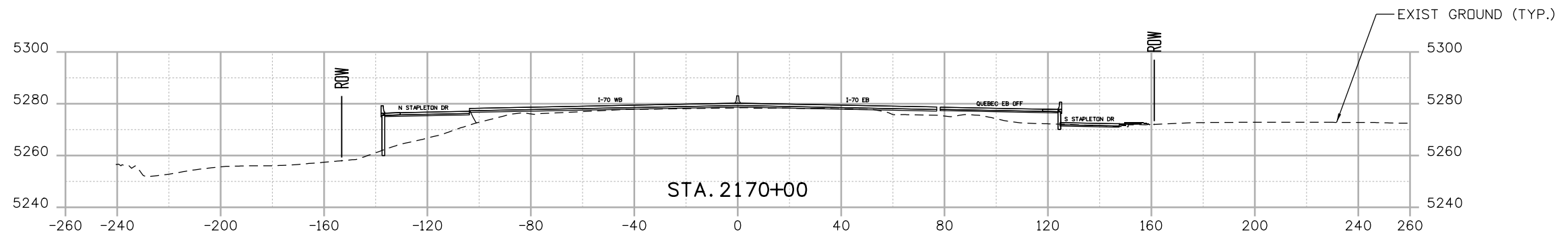
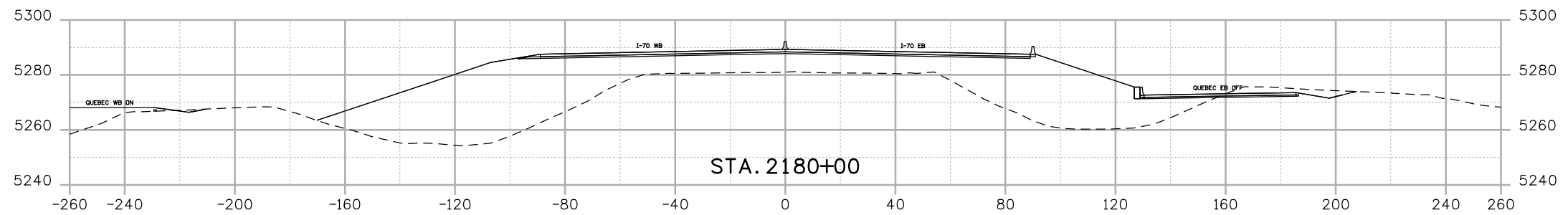
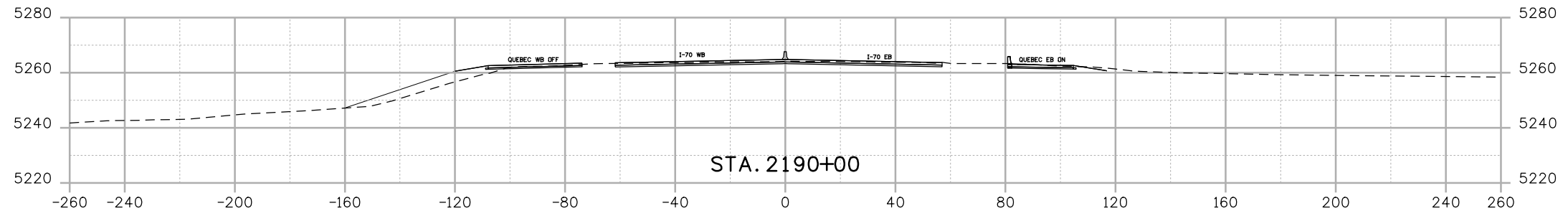
FBR 0704-234

19631

Sheet Number XS-05

MSCHWAB 4:16:14 PM pwr:\pwwapp\01\NorthCentral_Dmaha\Documents\424981\MKTG00000083066\6_0_CAD_BIM\6.2_Work_In_Progress\6.2.3_Design\Drawings\Cross_Sections\CrossSections_1000.dgn

Design		Detail		Quantities	
INITIAL	DATE	INITIAL	DATE	INITIAL	DATE



Print Date: 5/24/2017
 File Name: CrossSections_1000.dgn
 Scale: 1:50
 Staff Bridge Branch - Unit 0226 Unit Leader DDG

5280 Connectors
 Linking I-70 Communities

Sheet Revisions		
Date:	Comments	Init.

Colorado Department of Transportation

2000 South Holly Street
 Denver, CO 80222
 Phone: 303-757-9295 FAX: 303-757-9963

Region 1 JKE

As Constructed
No Revisions:
Revised:
Void:

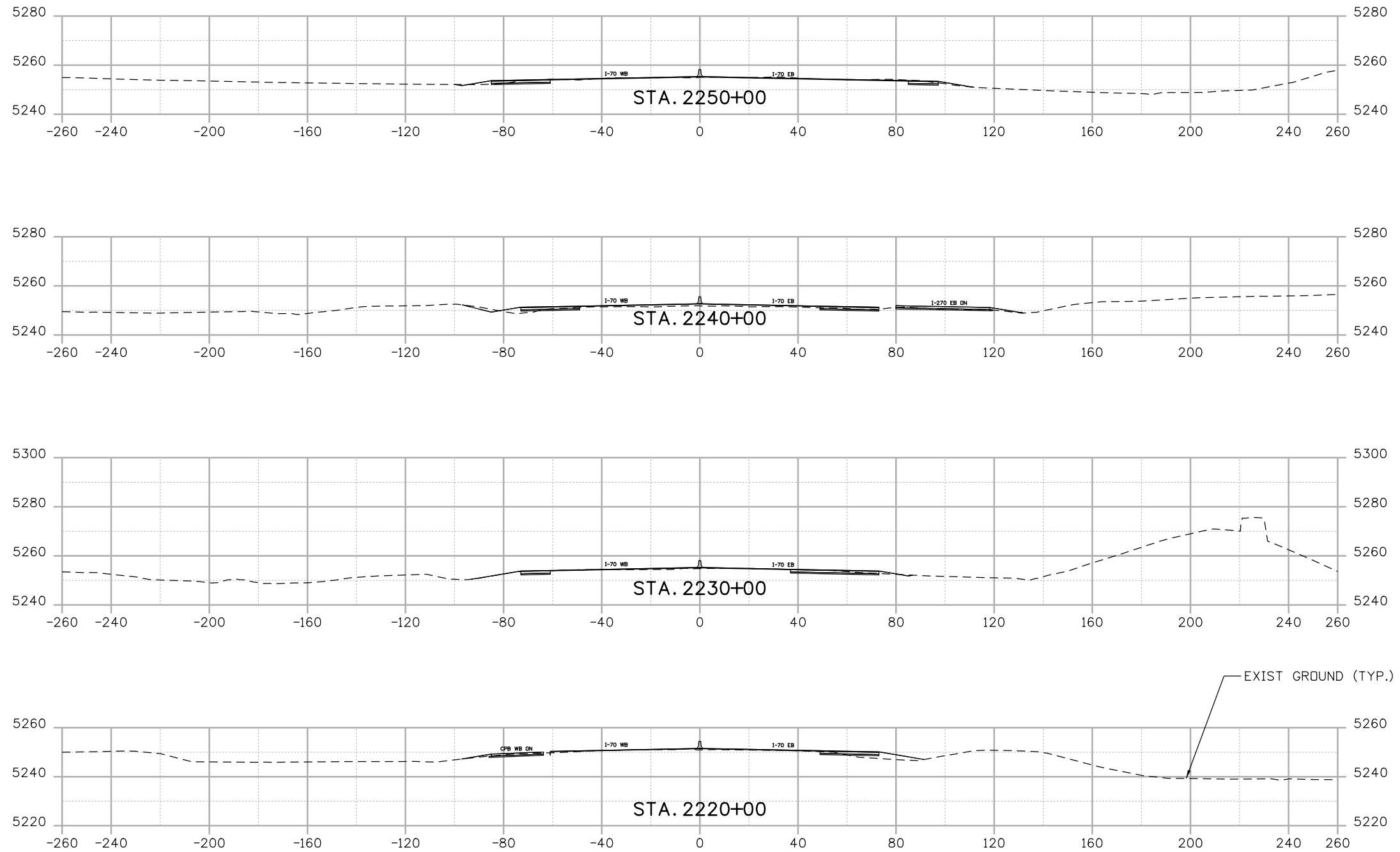
I-70
 CROSS SECTIONS
 SHEET 6

Designer: D. HYMAS	Structure Numbers
Detailer: M. MARSHALL	
Sheet Subset: SECTIONS	Subset Sheets: 06 of 13

Project No./Code
FBR 0704-234
19631
Sheet Number XS-06

MSCHWAB 4:16:16 PM pwr:\pww\pww\NorthCentral_Dmaha\Documents\424981\MKTG0000083066\6_0_CAD_BIM\6.2_Work_In_Progress\6.2.3_Design\Drawings\Cross_Sections\CrossSections_1000.dgn

Design		Detail		Quantities	
INITIAL	DATE	INITIAL	DATE	INITIAL	DATE



Print Date: 5/24/2017
 File Name: CrossSections_1000.dgn
 Scale: 1:50
 Staff Bridge Branch - Unit 0226 Unit Leader DDG

5280 Connectors
 Linking I-70 Communities

Sheet Revisions		
Date:	Comments	Init.

Colorado Department of Transportation

CO **CDOT**

2000 South Holly Street
 Denver, CO 80222
 Phone: 303-757-9295 FAX: 303-757-9963

Region 1 JKE

As Constructed
No Revisions:
Revised:
Void:

I-70
 CROSS SECTIONS
 SHEET 7

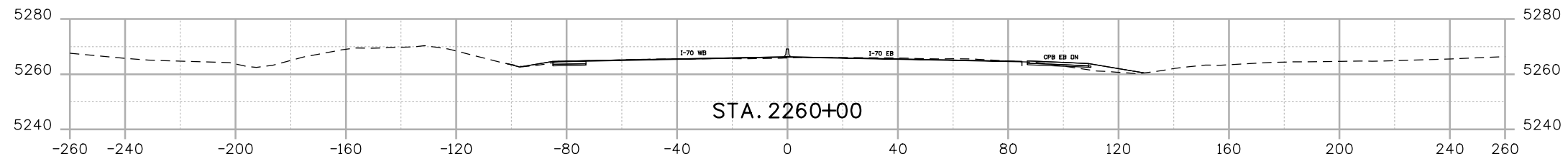
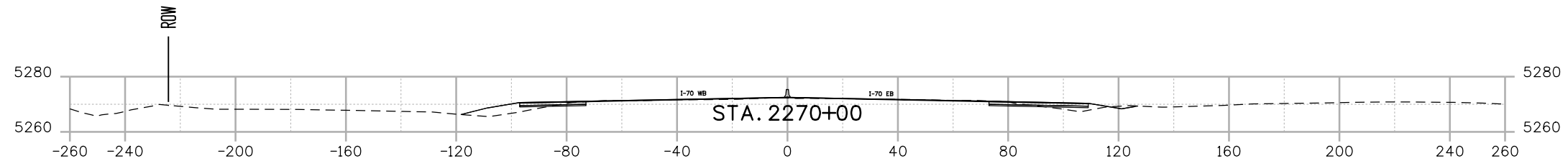
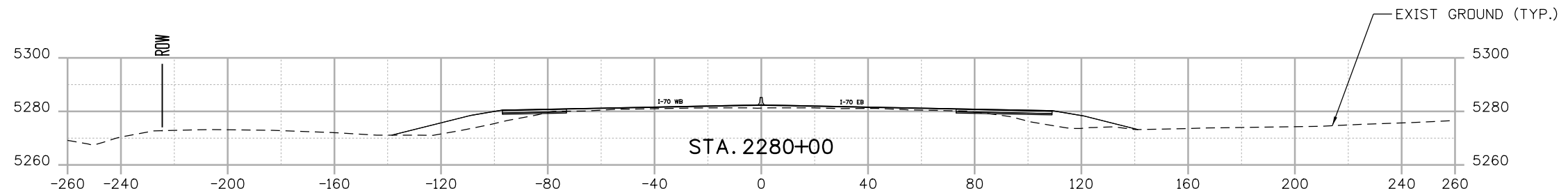
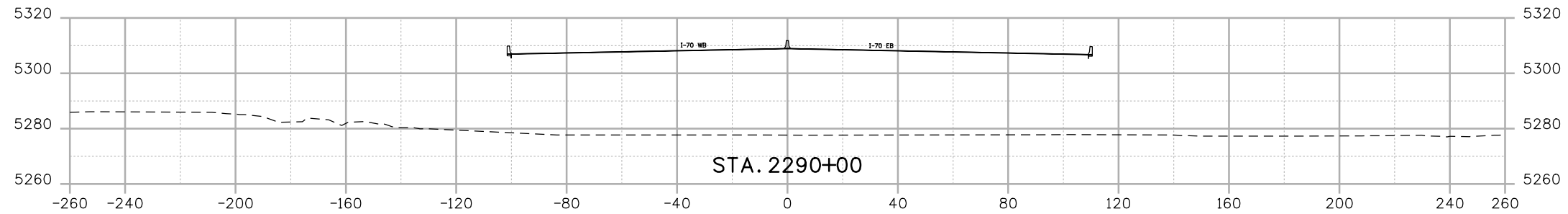
Designer: D. HYMAS
 Detailer: M. MARSHALL

Structure Numbers
 Sheet Subset: SECTIONS
 Subset Sheets: 07 of 13

Project No./Code
FBR 0704-234
19631
Sheet Number XS-07

MSCHWAB 4:16:18 PM pwr:\pwwpfdm001\NorthCentral\Omaha\Documents\424981\MKTG00000083066\6_CAD_BIM\6.2_Work_In_Progress\6.2.3_Design\Drawings\Cross_Sections\CrossSections_1000.dgn

Design		Detail		Quantities	
Designed By	INITIAL	Detailed By	INITIAL	Quantities By	INITIAL
Checked By	DATE	Checked By	DATE	Checked By	DATE



Print Date: 5/24/2017

File Name: CrossSections_1000.dgn

Scale: 1:50

Staff Bridge Branch - Unit 0226 Unit Leader DDG



Sheet Revisions

Date:	Comments	Init.

Colorado Department of Transportation



2000 South Holly Street
Denver, CO 80222
Phone: 303-757-9295 FAX: 303-757-9963

Region 1

JKE

As Constructed

No Revisions:

Revised:

Void:

**I-70
CROSS SECTIONS
SHEET 8**

Designer:	D. HYMAS	Structure Numbers	
Detailer:	M. MARSHALL	Subset Sheets:	08 of 13
Sheet Subset:	SECTIONS		

Project No./Code

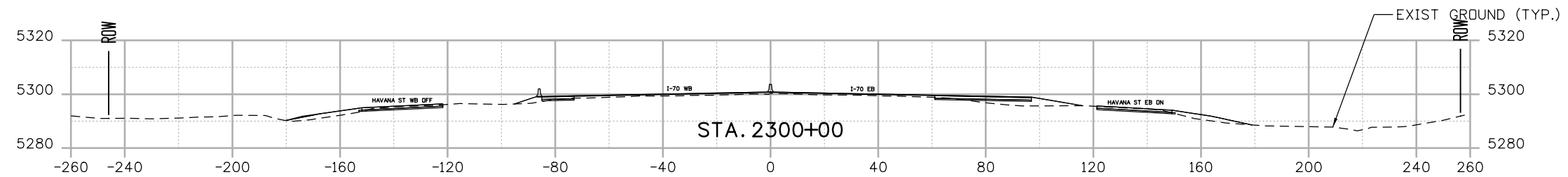
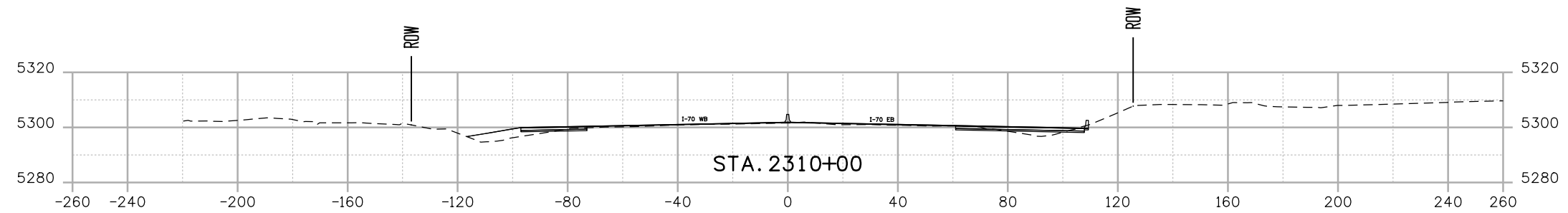
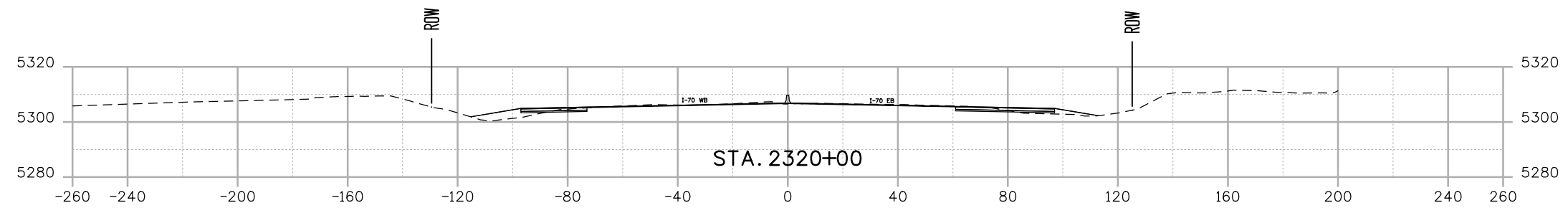
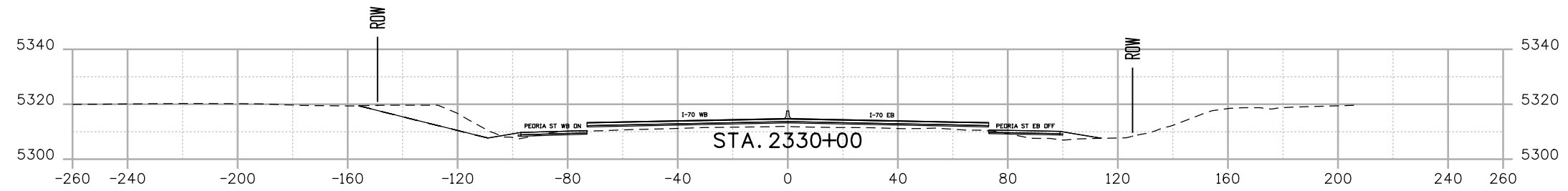
FBR 0704-234

19631

Sheet Number XS-08

MSCHWAB 4:16:19 PM pwr:\pwwappdm\001\NorthCentral\Omaha\Documents\424981\MKTG00000083066\6.0_CAD_BIM\6.2_Work_In_Progress\6.2.3_Design\Drawings\Cross_Sections\CrossSections_1000.dgn

Design		Detail		Quantities	
INITIAL	DATE	INITIAL	DATE	INITIAL	DATE

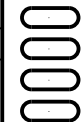


Print Date: 5/24/2017

File Name: CrossSections_1000.dgn

Scale: 1:50

Staff Bridge Branch - Unit 0226 Unit Leader DDG



Sheet Revisions

Date:	Comments	Init.

Colorado Department of Transportation



2000 South Holly Street
Denver, CO 80222
Phone: 303-757-9295 FAX: 303-757-9963

Region 1

JKE

As Constructed

No Revisions:

Revised:

Void:

I-70
CROSS SECTIONS
SHEET 9

Designer: D. HYMAS

Detailer: M. MARSHALL

Sheet Subset: SECTIONS

Structure Numbers

Subset Sheets: 09 of 13

Project No./Code

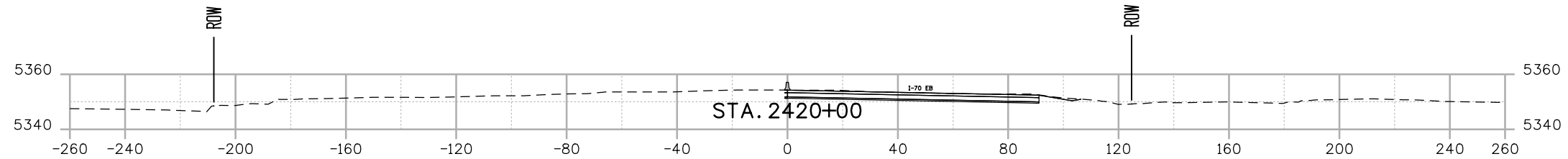
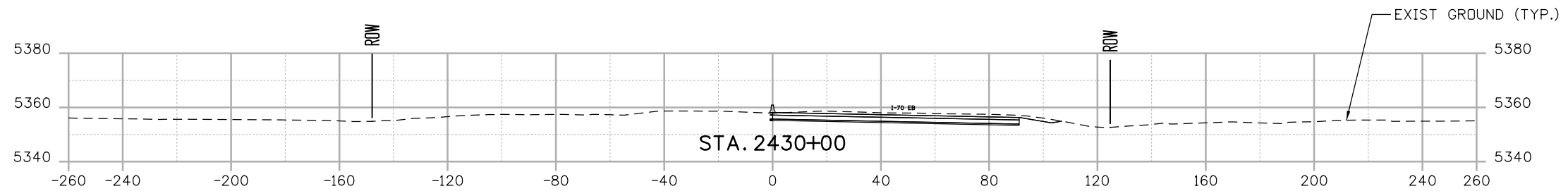
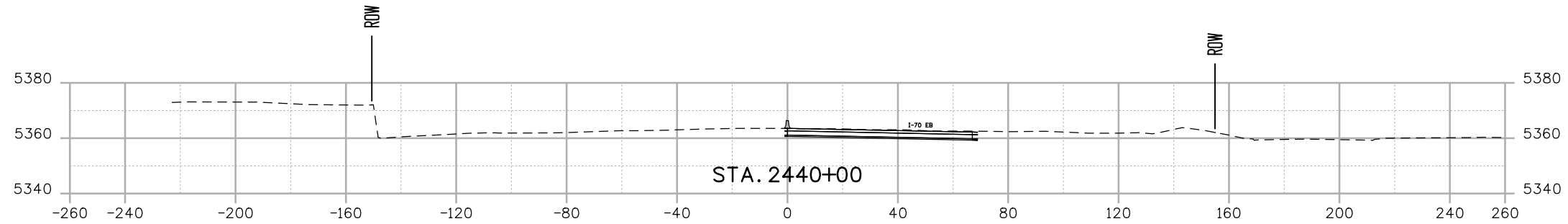
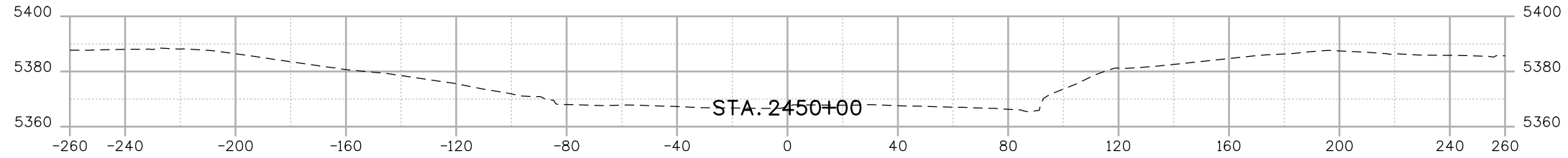
FBR 0704-234

19631

Sheet Number XS-09

MSCHWAB 4:16:25 PM pwr:\pwappp001\NorthCentral_Dmaho\Documents\424981\WKT000000083066\6_0_CAD_BIM\6.2_Work_In_Progress\6.2.3_Design\Drawings\Cross_Sections\CrossSections_1000.dgn

Design		Detail		Quantities	
INITIAL	DATE	INITIAL	DATE	INITIAL	DATE



Print Date: 5/24/2017

File Name: CrossSections_1000.dgn

Scale: 1:50

Staff Bridge Branch - Unit 0226 Unit Leader DDG



Sheet Revisions

Date:	Comments	Init.

Colorado Department of Transportation

2000 South Holly Street
 Denver, CO 80222
 Phone: 303-757-9295 FAX: 303-757-9963

Region 1 JKE

As Constructed

No Revisions:

Revised:

Void:

I-70
 CROSS SECTIONS
 SHEET 12

Designer:	D. HYMAS	Structure Numbers	
Detailer:	M. MARSHALL	Subset Sheets:	12 of 13
Sheet Subset:	SECTIONS		

Project No./Code

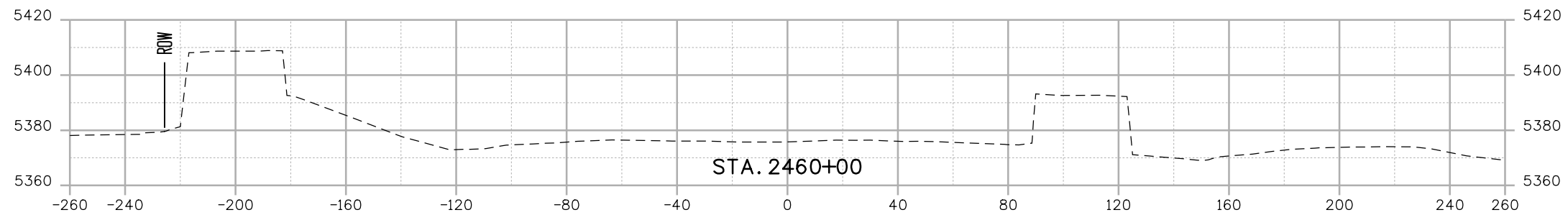
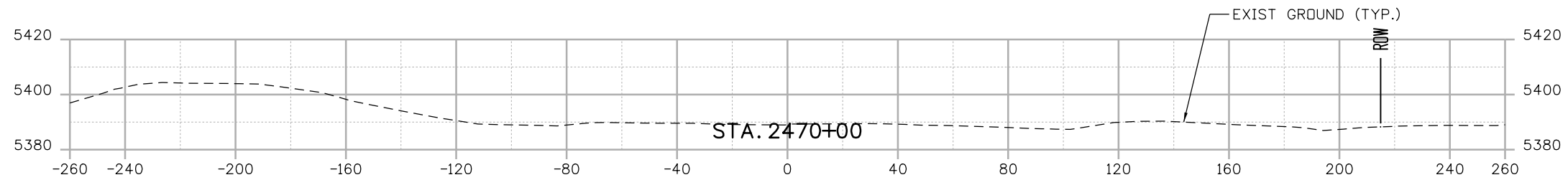
FBR 0704-234

19631

Sheet Number XS-12

MSCHWAB 4:16:27 PM pwr:\pwappp0a001\NorthCentral_Dmaho\Documents\424981\WKT000000083066\6_0_CAD_BIM\6.2_Work_In_Progress\6.2.3_Design\Drawings\Cross_Sections\CrossSections_1000.dgn

Design		Detail		Quantities	
INITIAL	DATE	INITIAL	DATE	INITIAL	DATE
Designed By		Detailed By		Quantities By	
Checked By		Checked By		Checked By	




Print Date: 5/24/2017
 File Name: CrossSections_1000.dgn
 Scale: 1:50
 Staff Bridge Branch - Unit 0226 Unit Leader DDG

5280 Connectors
 Linking I-70 Communities

Sheet Revisions		
Date:	Comments	Init.

Colorado Department of Transportation



2000 South Holly Street
 Denver, CO 80222
 Phone: 303-757-9295 FAX: 303-757-9963

Region 1 JKE

As Constructed
No Revisions:
Revised:
Void:

I-70
 CROSS SECTIONS
 SHEET 13

Designer: D. HYMAS	Structure Numbers
Detailer: M. MARSHALL	
Sheet Subset: SECTIONS	Subset Sheets: 13 of 13

Project No./Code
FBR 0704-234
19631
Sheet Number XS-13

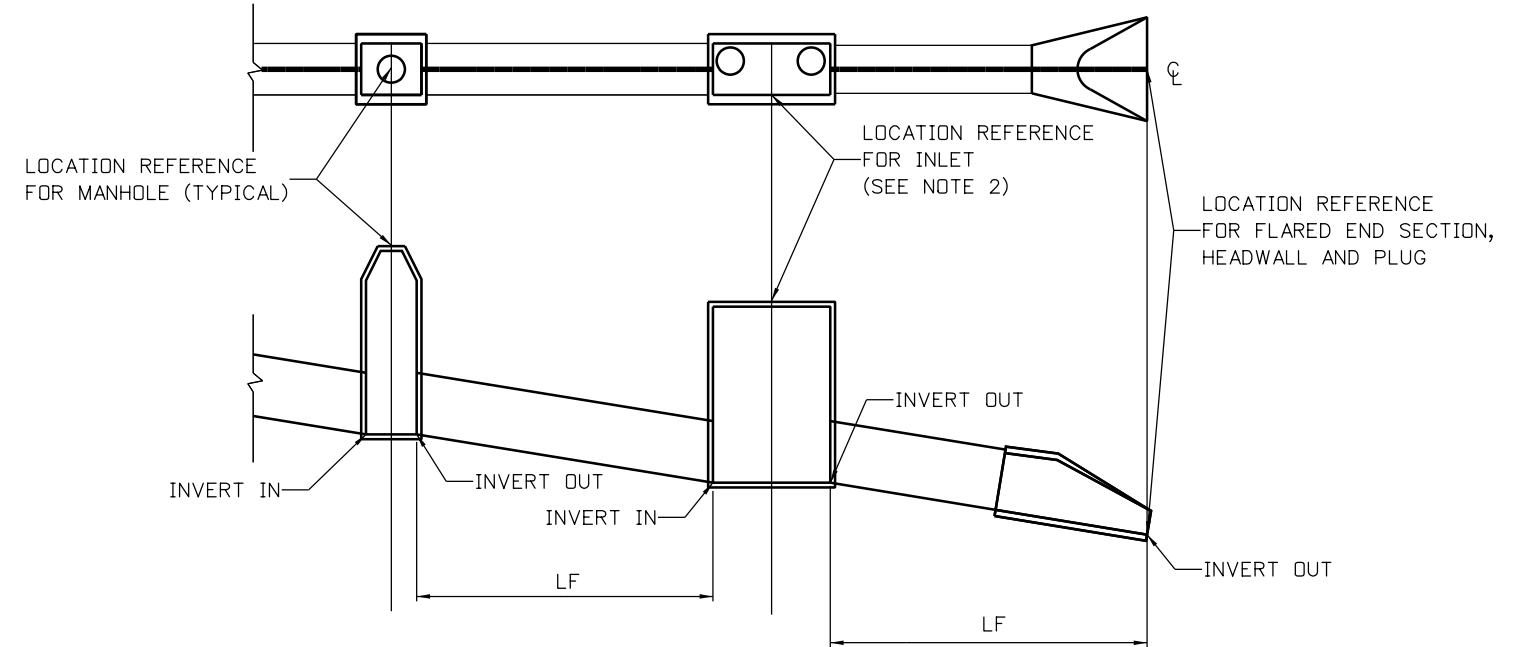
DRAFT DRAINAGE DESIGN DRAWINGS



AVANCE 4:19:27 PM pw:\PWAPPD\MA01\NorthCentral_Dmaha\Documents\424981\MKT00000083066\6.0_CAD_BIM\6.2_Work_In_Progress\6.2.6_Hydraulics\Drawings\19631HYDR_Gen-Notes-DN-01.dgn

GENERAL NOTES:

1. USE CDOT M&S STANDARDS & DETAILS WHERE APPROPRIATE.
2. SEE SHEET DN-02 FOR DRAINAGE STRUCTURE REFERENCE POINTS.
3. DISCREPANCIES FOUND BETWEEN THE PROJECT PLANS AND THE FIELD CONDITIONS SHALL BE BROUGHT TO THE ATTENTION OF THE PROJECT ENGINEER.
4. STORM DRAINS OR CULVERTS TO BE ABANDONED IN PLACE SHALL BE FILLED WITH FLOW FILL PER CDOT SPECIFICATIONS AND PLUGGED ON BOTH ENDS UNLESS OTHERWISE NOTED ON PLANS.
5. JOINTS FOR ALL CIRCULAR REINFORCED CONCRETE PIPE SHALL BE MADE WITH CONFINED RUBBER GASKETS.
6. ALL MANHOLES TO BE 4' DIAMETER AND SLAB BASE UNLESS OTHERWISE NOTED IN THE PLANS.
7. THE CONTRACTOR SHALL DETERMINE THE TYPE AND LOCATION OF THE UNDERGROUND UTILITIES AS MAY BE NECESSARY TO AVOID DAMAGE THERETO.
8. ADJUST MANHOLE RING AND COVERS TO MEET THE FINAL GRADE OF THE FINAL ROADWAY PER CDOT STANDARD M-604-20.
9. DRAINAGE PIPE SIZES ARE BASED UPON CONCRETE PIPE ROUGHNESS COEFFICIENTS. ALL RCP IS ASSUMED CLASS III UNLESS OTHERWISE INDICATED.
10. FINAL PIPE MATERIAL SELECTION SHALL BE BASED ON CDOT PIPE SELECTION GUIDE AND FINALIZED DURING THE DESIGN PROCESS.
11. HEIGHT OF TYPE R INLET IS FROM TOP OF CURB TO INVERT OUT.
12. HEIGHT OF VANE GRATE AND AREA INLETS IS FROM TOP OF GRATE TO INVERT OUT.



DEFINITION OF PIPE LENGTH AND HORIZONTAL REFERENCE POINT
 LF = LINEAR FEET

LEGEND:

- PROPOSED STORM SEWER (FLOW DIRECTION)
- PROPOSED DRAINAGE DITCH (FLOW DIRECTION)
- EXISTING STORM SEWER (FLOW DIRECTION)
- EXISTING DRAINAGE DITCH/SWALE (FLOW DIRECTION)
- STREAM FLOW DIRECTION


Print Date: 5/24/2017

File Name: 19631HYDR_Gen-Notes-DN-01.dgn

Sheet Revisions

Date:	Comments	Init.

Colorado Department of Transportation



2000 South Holly Street
 Denver, CO 80222
 Phone: 303-757-9295 FAX: 303-757-9963

Region 1 **JKE**

As Constructed

No Revisions:

Revised:

Void:

I-70 DRAINAGE GENERAL NOTES (1 OF 2)

Designer:	J.HOLLON	Structure Numbers	
Detailer:	A.VANCE		
Sheet Subset:	NOTES	Subset Sheets:	of

Project No./Code

FBR 0704-234

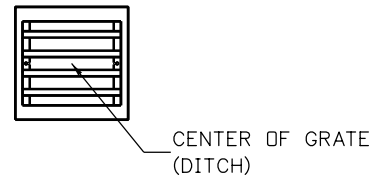
19631

Sheet Number **DN-01**

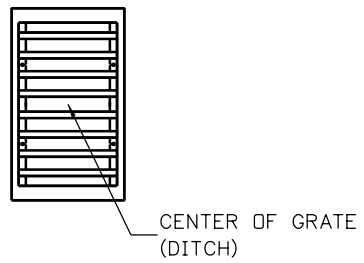


DRAINAGE STRUCTURE REFERENCE POINTS

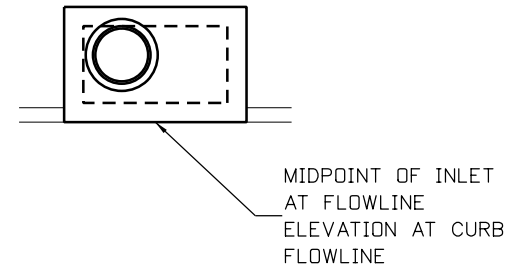
CDOT TYPE C INLET (TC)



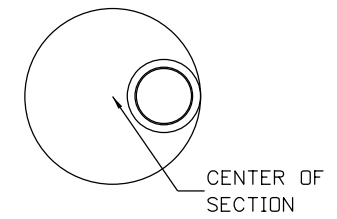
CDOT TYPE D INLET (TD)



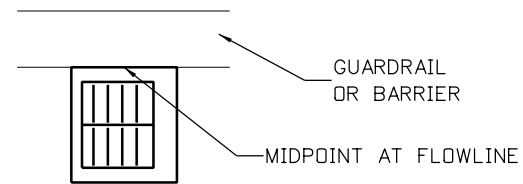
CDOT TYPE R INLET (TR)



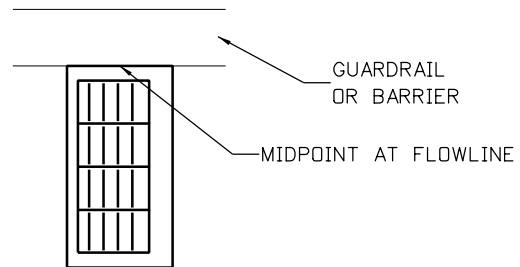
MANHOLE (MH)



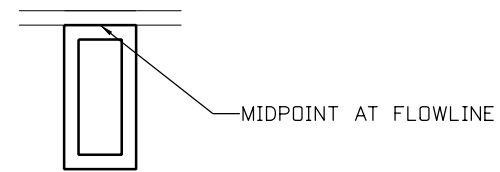
VANE GRATE (SINGLE) (SVG)



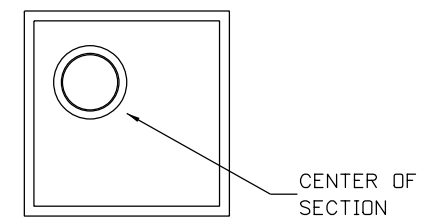
VANE GRATE (DOUBLE) (DVG)



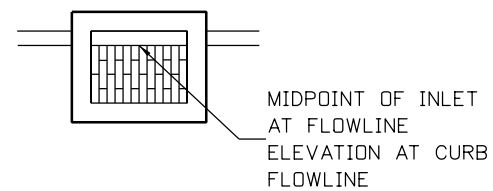
DECK DRAIN INLET (DDG)



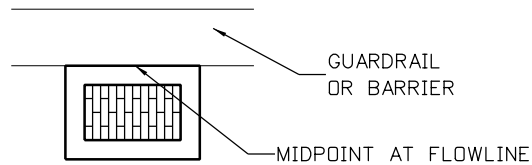
MANHOLE (MH)



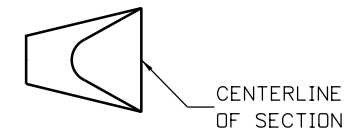
TYPE 16 DENVER COMBINATION INLET (T16C)



TYPE 16 DENVER VALLEY INLET (T16V)



FLARED END SECTION (FES)



Print Date: 5/24/2017

File Name: 19631HYDR_Gen-Notes-DN-02.dgn

Sheet Revisions

Date:	Comments	Init.

Colorado Department of Transportation



2000 South Holly Street
Denver, CO 80222
Phone: 303-757-9295 FAX: 303-757-9963

Region 1

JKE

As Constructed

No Revisions:

Revised:

Void:

**I-70
DRAINAGE
GENERAL NOTES (2 OF 2)**

Designer: J.HOLLON

Detailer: A.VANCE

Sheet Subset: NOTES

Structure Numbers

Subset Sheets: of

Project No./Code

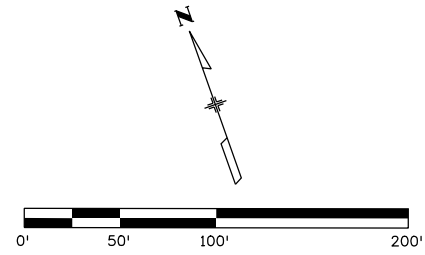
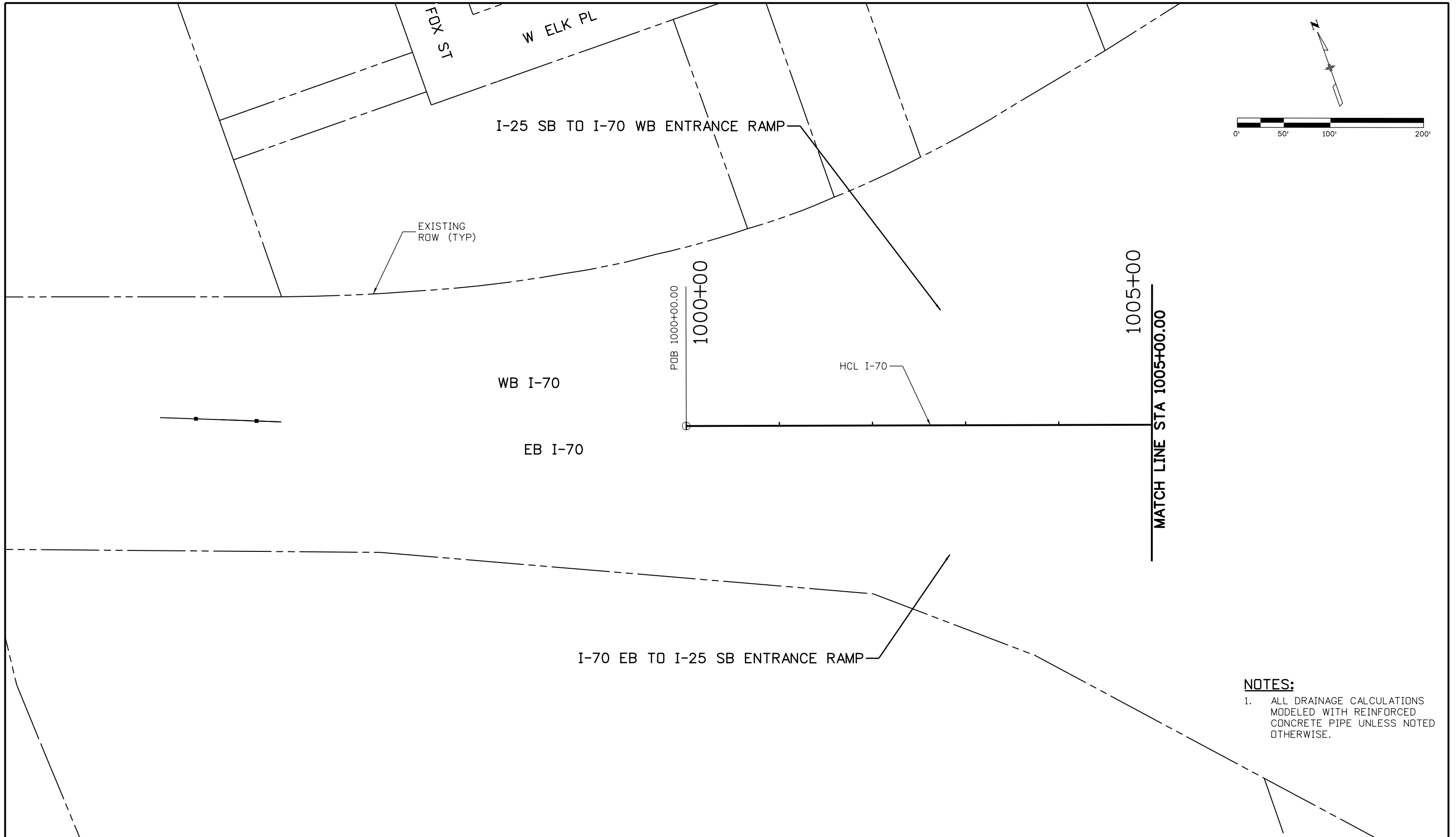
FBR 0704-234

19631


Sheet Number DN-02

5280 Connectors
Linking I-70 Communities

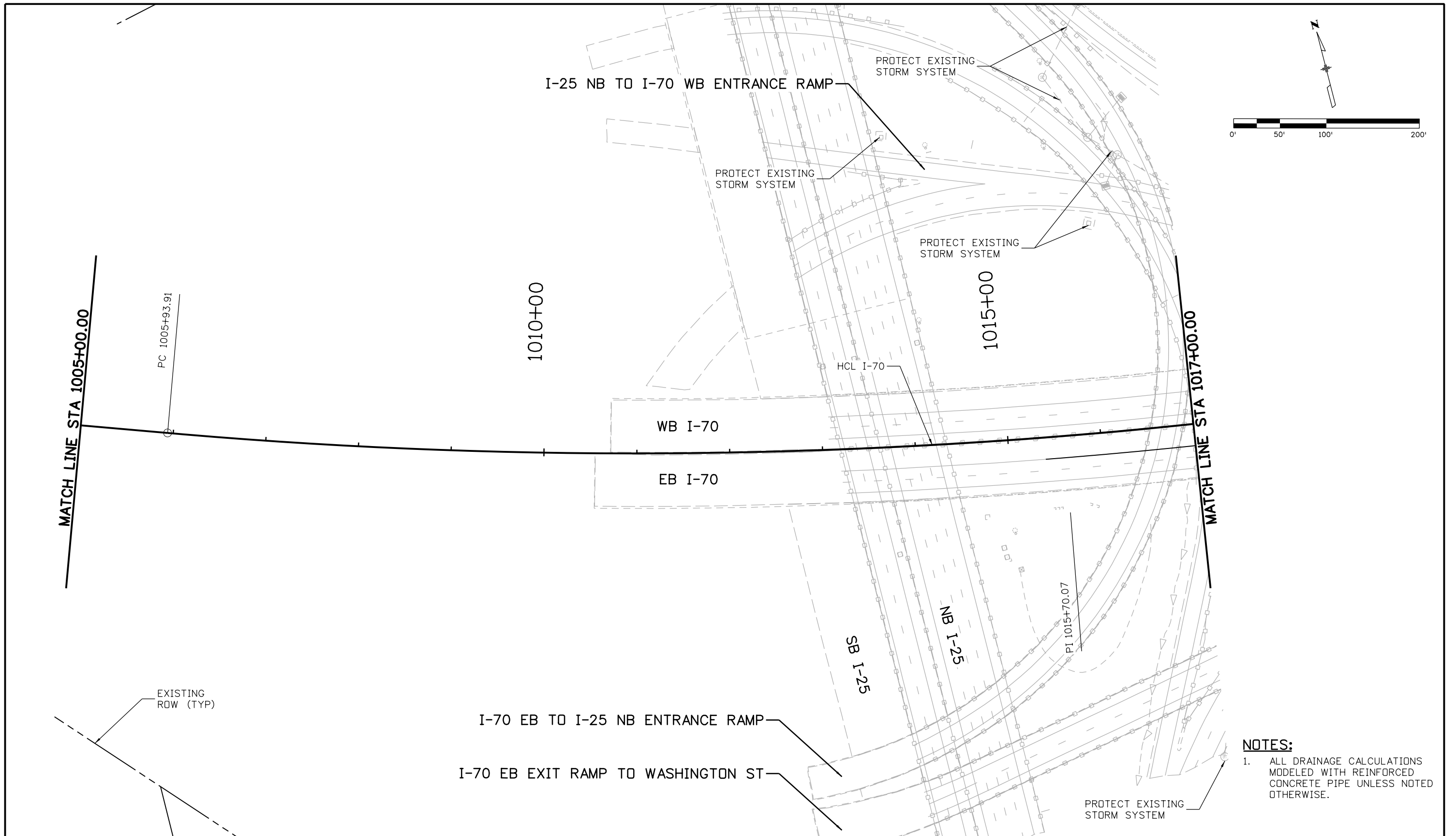
ovince 3:54:21 PM p:\P\APPD\MA001\NorthCentral_Omaha\Documents\424981\MKTG00000083066\6.0_CAD_BIM\6.2_Work\In_Progress\6.2.6_Hydraulics\Drawings\19631HYDR_Plan-DR-01.dgn



NOTES:
 1. ALL DRAINAGE CALCULATIONS MODELED WITH REINFORCED CONCRETE PIPE UNLESS NOTED OTHERWISE.

Print Date: 5/24/2017	0000	Sheet Revisions			Colorado Department of Transportation		As Constructed		I-70 DRAINAGE PLAN		Project No./Code	
File Name: 19631HYDR_Plan-DR-01.dgn		Date:	Comments	Init.	 2000 South Holly Street Denver, CO 80222 Phone: 303-757-9295 FAX: 303-757-9963	No Revisions:		STA 1000+00.00 TO STA 1005+00.00		FBR 0704-234		
Scale: 1:100						Revised:		Designer: J HOLLON	Structure Numbers	19631		
				Void:		Detailer: S ACOSTA	Subset Sheets: 1 of	Sheet Number DR-01				
5280 Connectors Linking I-70 Communities					Region 1							

ovince 3:54:33 PM p:\P\APP\0A001\NorthCentral_Dmaha\Documents\424981\WKT\00000083066\6.0_CAD_BIM\6.2_Work_In_Progress\6.2.6_Hydraulics\Drawings\19631HYDR_Plan-DR-02.dgn

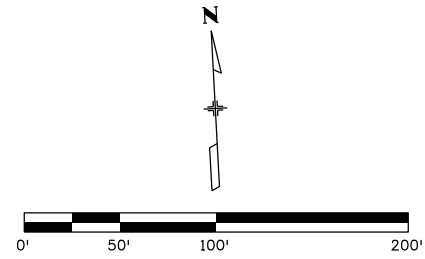
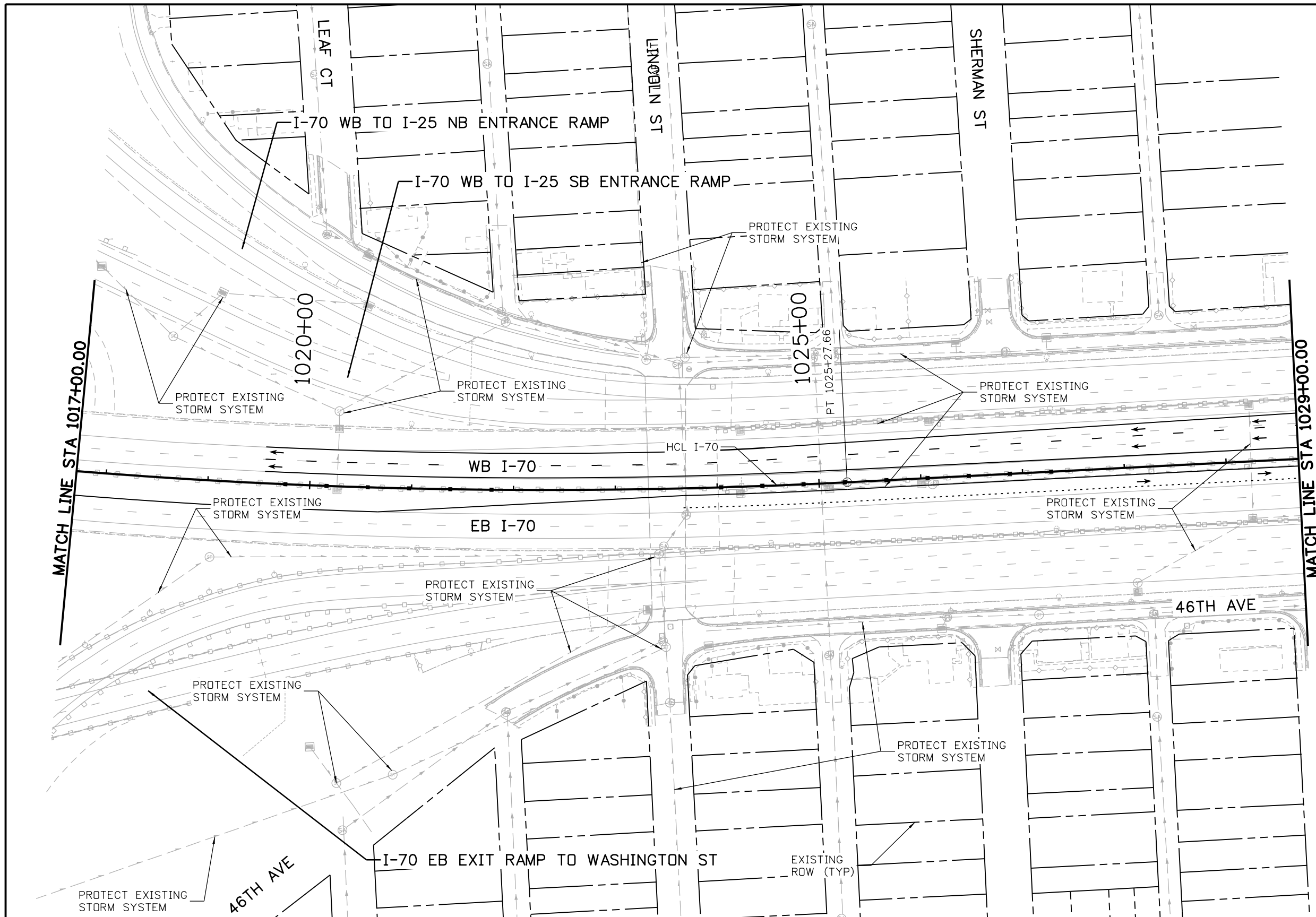


- NOTES:**
- ALL DRAINAGE CALCULATIONS MODELED WITH REINFORCED CONCRETE PIPE UNLESS NOTED OTHERWISE.

Print Date: 5/24/2017 File Name: 19631HYDR_Plan-DR-02.dgn Scale: 1:100	<div style="font-size: 2em; font-weight: bold;">0000</div>	<table border="1" style="width: 100%; border-collapse: collapse;"> <thead> <tr> <th colspan="3">Sheet Revisions</th> </tr> <tr> <th style="width: 20%;">Date:</th> <th style="width: 50%;">Comments</th> <th style="width: 30%;">Init.</th> </tr> </thead> <tbody> <tr><td> </td><td> </td><td> </td></tr> <tr><td> </td><td> </td><td> </td></tr> <tr><td> </td><td> </td><td> </td></tr> </tbody> </table>	Sheet Revisions			Date:	Comments	Init.										Colorado Department of Transportation 2000 South Holly Street Denver, CO 80222 Phone: 303-757-9295 FAX: 303-757-9963 Region 1	As Constructed No Revisions: Revised: Void:	I-70 DRAINAGE PLAN STA 1005+00.00 TO STA 1017+00.00 Designer: J HOLLON Detailer: S ACOSTA Sheet Subset: DRAINAGE Structure Numbers: Subset Sheets: 2 of	Project No./Code FBR 0704-234 19631 Sheet Number DR-02
Sheet Revisions																					
Date:	Comments	Init.																			



c:\pwworkspace\19631HYDR\Drawings\19631HYDR_Plan-DR-03.dgn
 5/24/2017 3:54:43 PM p:\pwworkspace\19631HYDR\Drawings\19631HYDR_Plan-DR-03.dgn

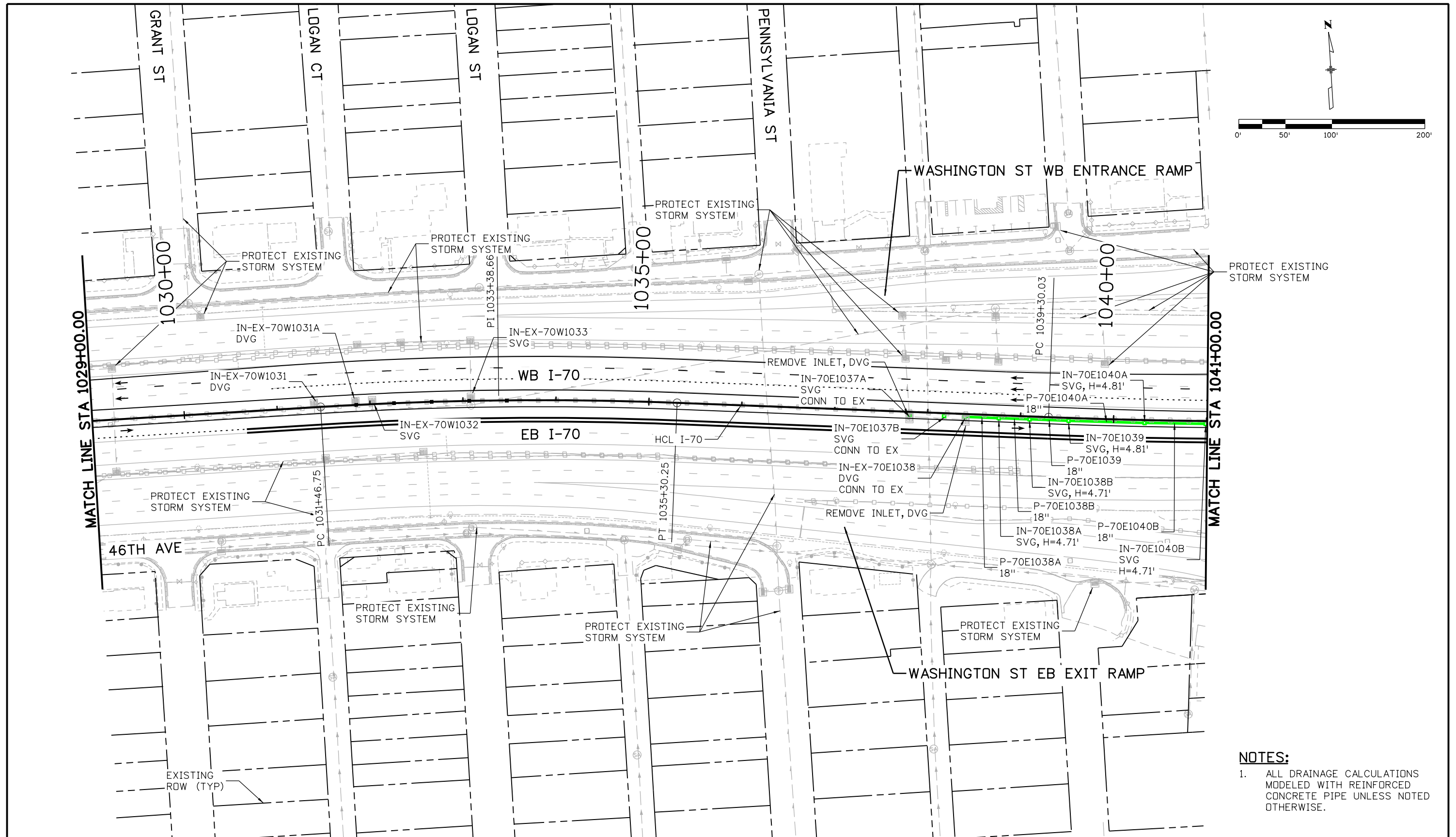


NOTES:
 1. ALL DRAINAGE CALCULATIONS MODELED WITH REINFORCED CONCRETE PIPE UNLESS NOTED OTHERWISE.

Print Date: 5/24/2017 File Name: 19631HYDR_Plan-DR-03.dgn Scale: 1:100	<div style="font-size: 2em; font-weight: bold;">0000</div>	Sheet Revisions <table border="1" style="width: 100%; border-collapse: collapse;"> <thead> <tr> <th style="width: 15%;">Date:</th> <th style="width: 55%;">Comments</th> <th style="width: 30%;">Init.</th> </tr> </thead> <tbody> <tr> <td> </td> <td> </td> <td> </td> </tr> </tbody> </table>	Date:	Comments	Init.				Colorado Department of Transportation 2000 South Holly Street Denver, CO 80222 Phone: 303-757-9295 FAX: 303-757-9963 Region 1	As Constructed No Revisions: Revised: Void:	I-70 DRAINAGE PLAN STA 1017+00.00 TO STA 1029+00.00 Designer: J HOLLON Detailer: S ACOSTA Sheet Subset: DRAINAGE Structure Numbers: Subset Sheets: 3 of	Project No./Code FBR 0704-234 19631 Sheet Number DR-03
Date:	Comments	Init.										



ovince 3:54:53 PM p:\PWAPP\0A001\NorthCentral_Dmoha\Documents\424981\MKTC00000083066\6.0_CAD_BIM\6.2_Work_In_Progress\6.2.6_Hydraulics\Drawings\19631HYDR_Plan-DR-04.dgn



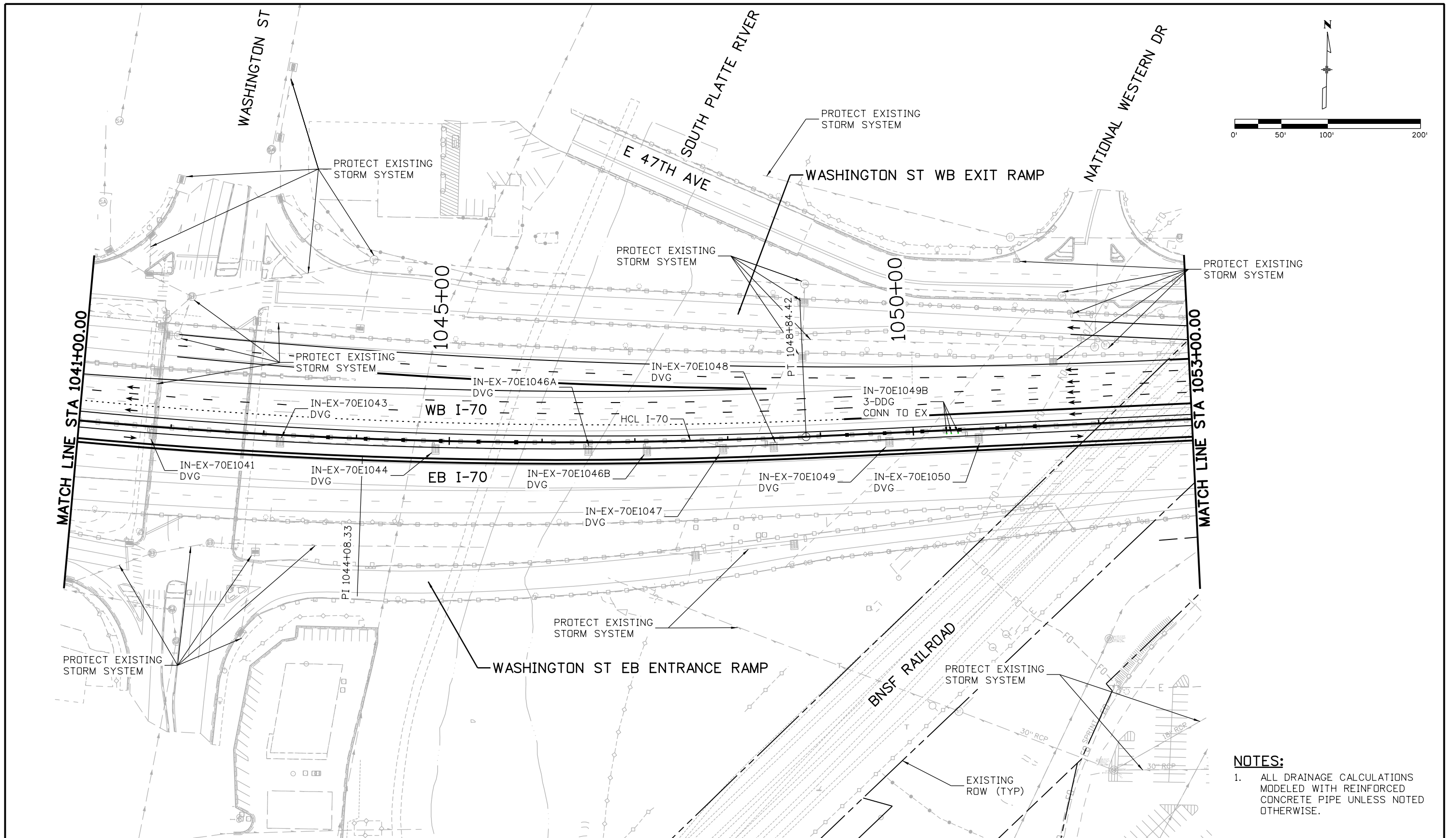
NOTES:

- ALL DRAINAGE CALCULATIONS MODELED WITH REINFORCED CONCRETE PIPE UNLESS NOTED OTHERWISE.


Print Date: 5/24/2017 File Name: 19631HYDR_Plan-DR-04.dgn Scale: 1:100	<div style="font-size: 2em; font-weight: bold;">0000</div>	Sheet Revisions <table border="1" style="width: 100%; border-collapse: collapse;"> <thead> <tr> <th style="width: 15%;">Date:</th> <th style="width: 55%;">Comments</th> <th style="width: 30%;">Init.</th> </tr> </thead> <tbody> <tr> <td> </td> <td> </td> <td> </td> </tr> </tbody> </table>	Date:	Comments	Init.				Colorado Department of Transportation 2000 South Holly Street Denver, CO 80222 Phone: 303-757-9295 FAX: 303-757-9963 Region 1	As Constructed No Revisions: Revised: Void:	I-70 DRAINAGE PLAN STA 1029+00.00 TO STA 1041+00.00 Designer: J HOLLON Detailer: S ACOSTA Sheet Subset: DRAINAGE Structure Numbers: Subset Sheets: 4 of	Project No./Code FBR 0704-234 19631 Sheet Number DR-04
Date:	Comments	Init.										



ovance 3:55:03 PM p:\PWAPP\04001\NorthCentral_Dmaha\Documents\424981\MKTC00000083066\6_0_CAD_BIM\6.2_Work_In_Progress\6.2.6_Hydraulics\Drawings\19631HYDR_Plan-DR-05.dgn

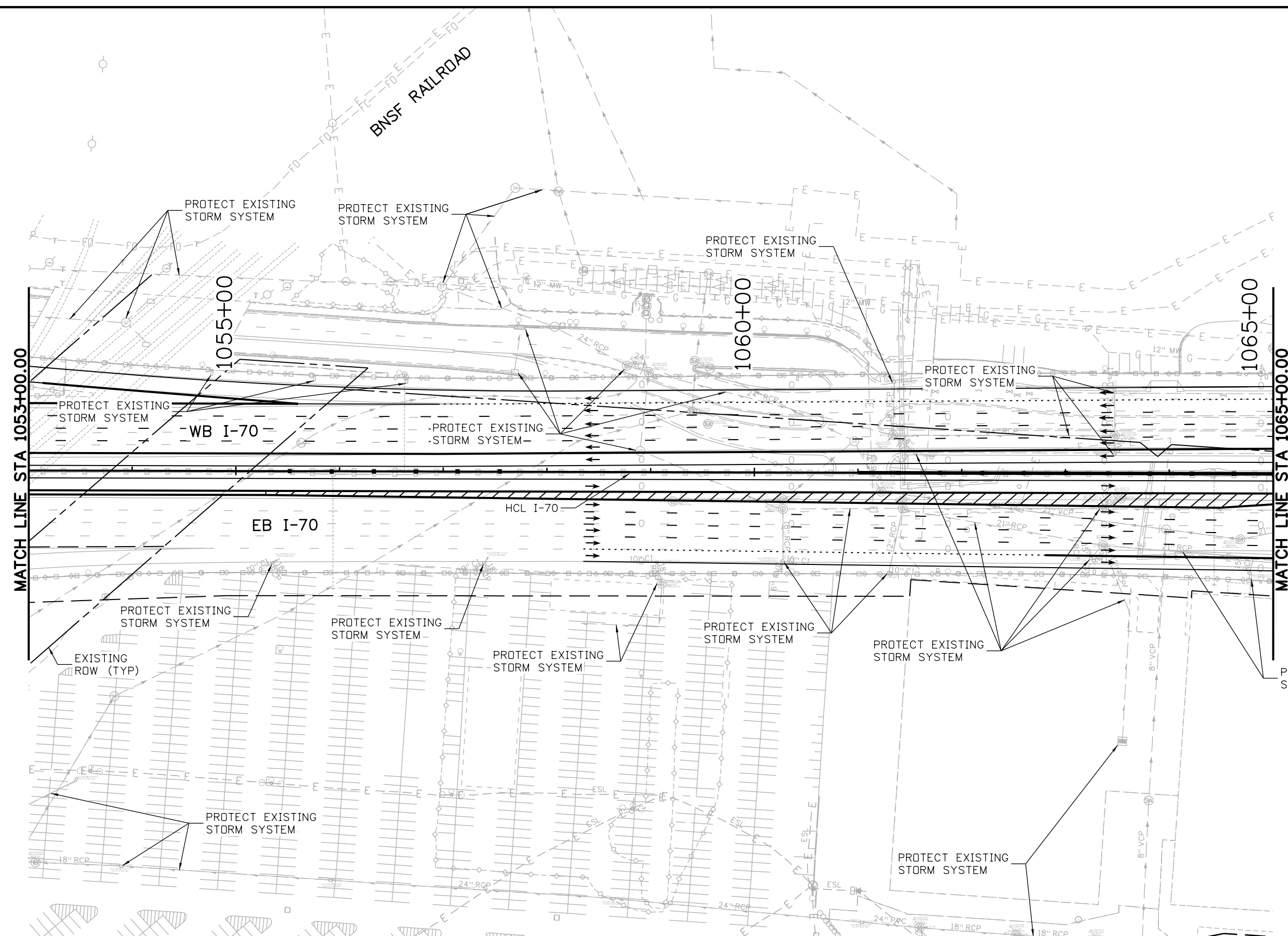
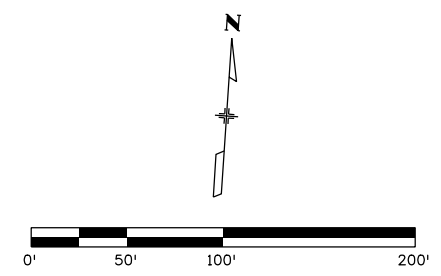


NOTES:
 1. ALL DRAINAGE CALCULATIONS MODELED WITH REINFORCED CONCRETE PIPE UNLESS NOTED OTHERWISE.



Print Date: 5/24/2017	Sheet Revisions			 Colorado Department of Transportation 2000 South Holly Street Denver, CO 80222 Phone: 303-757-9295 FAX: 303-757-9963 Region 1	As Constructed No Revisions: Revised: Void:	I-70 DRAINAGE PLAN STA 1041+00.00 TO STA 1053+00.00		Project No./Code
File Name: 19631HYDR_Plan-DR-05.dgn	Date:	Comments	Init.			Designer: J HOLLON Detailer: S ACOSTA Sheet Subset: DRAINAGE	Structure Numbers Subset Sheets: 5 of	FBR 0704-234
Scale: 1:100	0000			JKE			19631	Sheet Number DR-05



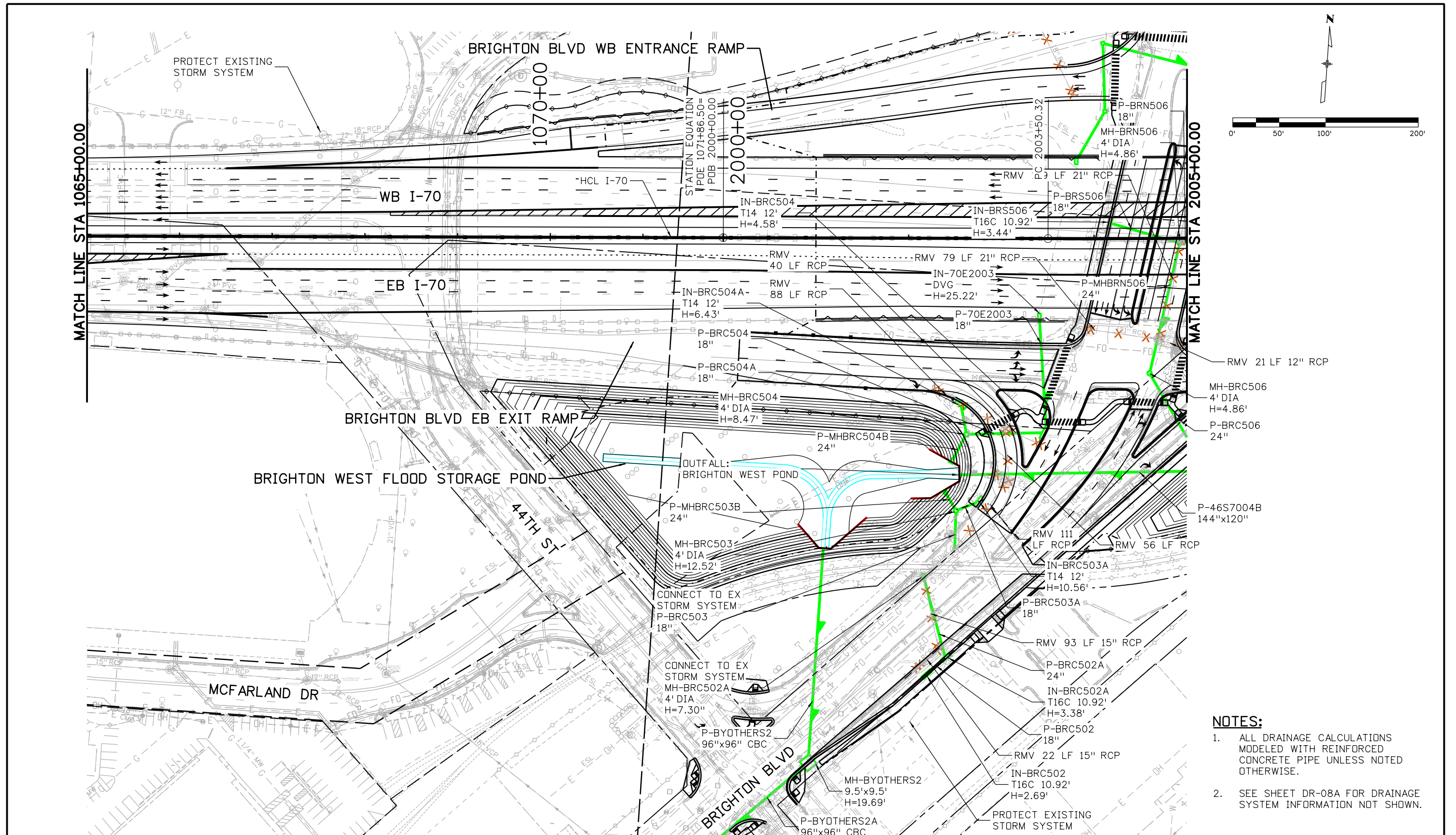
AVANCE 5:20:36 PM p:\PWAPPD\MA001\NorthCentral_Dmaha\Documents\424981\MKTG0000083066\6.0_CAD_BIM_6.2_Work_In_Progress\6.2.6_Hydraulics\Drawings\19631HYDR_Plan-DR-06.dgn



NOTES:
 1. ALL DRAINAGE CALCULATIONS MODELED WITH REINFORCED CONCRETE PIPE UNLESS NOTED OTHERWISE.

Print Date: 5/24/2017	0000	Sheet Revisions			Colorado Department of Transportation  2000 South Holly Street Denver, CO 80222 Phone: 303-757-9295 FAX: 303-757-9963 Region 1	As Constructed No Revisions: Revised: Void:	I-70 DRAINAGE PLAN		Project No./Code FBR 0704-234 19631 Sheet Number DR-06
File Name: 19631HYDR_Plan-DR-06.dgn		Date:	Comments	Init.			STA 1053+00.00 TO STA 1065+00.00		
Scale: 1:100							Designer: J HOLLON	Structure Numbers	
					JKE	Detailer: S ACOSTA	Subset Sheets: 6 of		

ovince 3:55:26 PM p:\PWAPP\DMA001\NorthCentral\Omaha\Documents\424981\MKTG\0000083066\6_0_CAD_BIM\6.2_Work_In_Progress\6.2.6_Hydraulics\Drawings\19631HYDR_Plan-DR-07.dgn

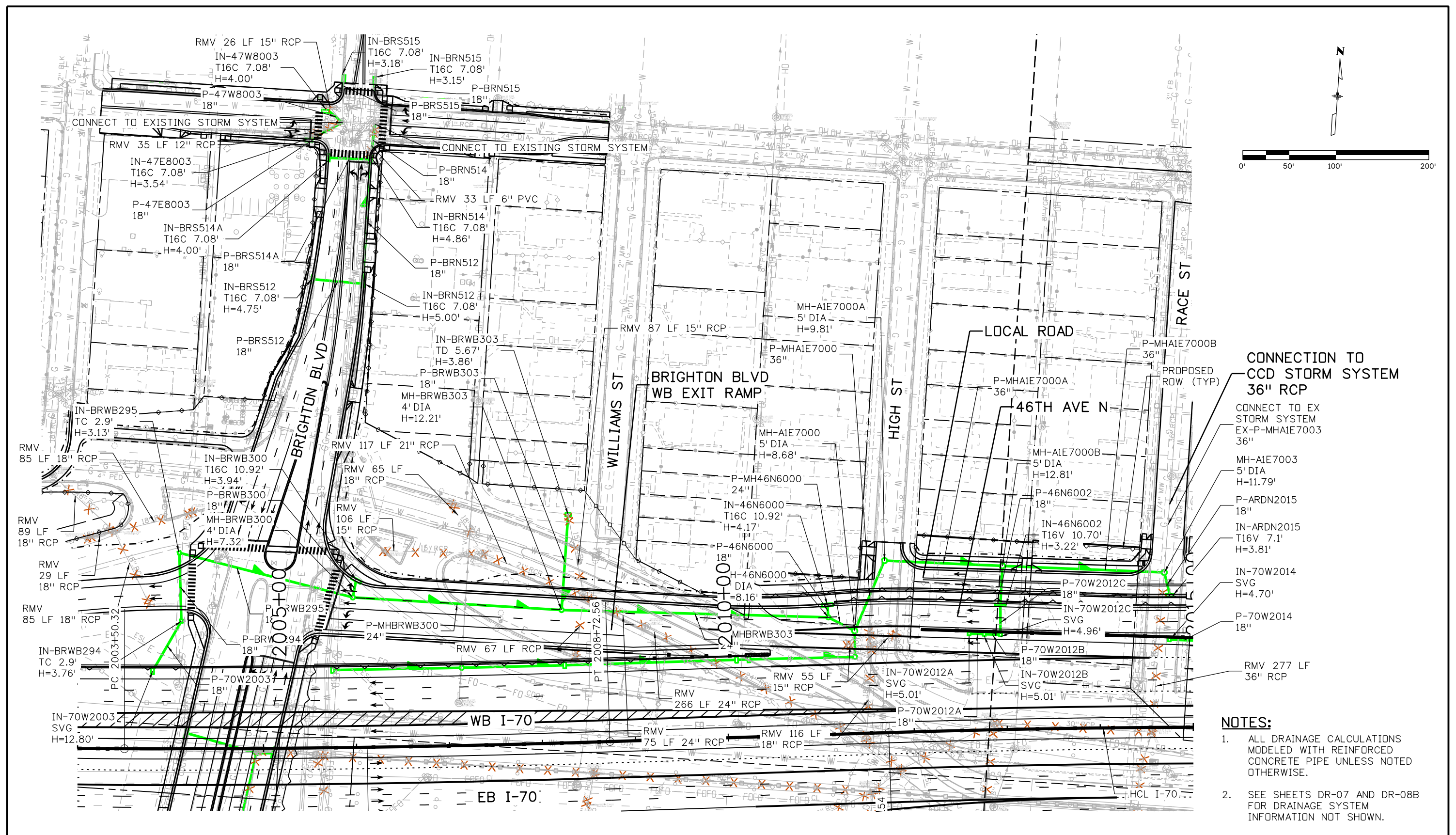


- NOTES:**
- ALL DRAINAGE CALCULATIONS MODELED WITH REINFORCED CONCRETE PIPE UNLESS NOTED OTHERWISE.
 - SEE SHEET DR-08A FOR DRAINAGE SYSTEM INFORMATION NOT SHOWN.

Print Date: 5/24/2017 File Name: 19631HYDR_Plan-DR-07.dgn Scale: 1:100	<table border="1" style="width: 100%; border-collapse: collapse;"> <thead> <tr> <th colspan="3">Sheet Revisions</th> </tr> <tr> <th style="width: 10%;">Date:</th> <th style="width: 60%;">Comments</th> <th style="width: 30%;">Init.</th> </tr> </thead> <tbody> <tr> <td> </td> <td> </td> <td> </td> </tr> <tr> <td> </td> <td> </td> <td> </td> </tr> </tbody> </table>	Sheet Revisions			Date:	Comments	Init.							<p style="text-align: center;">Colorado Department of Transportation</p> <p style="text-align: center;"> 2000 South Holly Street Denver, CO 80222 Phone: 303-757-9295 FAX: 303-757-9963 </p> <p style="text-align: center;">Region 1</p> <p style="text-align: right;">JKE</p>	<table border="1" style="width: 100%; border-collapse: collapse;"> <thead> <tr> <th colspan="2">As Constructed</th> </tr> </thead> <tbody> <tr> <td>No Revisions:</td> <td> </td> </tr> <tr> <td>Revised:</td> <td> </td> </tr> <tr> <td>Void:</td> <td> </td> </tr> </tbody> </table>	As Constructed		No Revisions:		Revised:		Void:		<p style="text-align: center;">I-70 DRAINAGE PLAN</p> <p style="text-align: center;">STA 1065+00.00 TO STA 2005+00.00</p> <table border="1" style="width: 100%; border-collapse: collapse;"> <tr> <td>Designer:</td> <td>J HOLLON</td> <td>Structure Numbers:</td> <td> </td> </tr> <tr> <td>Detailer:</td> <td>S ACOSTA</td> <td>Sheet Subset:</td> <td>DRAINAGE</td> </tr> <tr> <td colspan="2">Sheet Subset: DRAINAGE</td> <td>Subset Sheets:</td> <td>7 of</td> </tr> </table>	Designer:	J HOLLON	Structure Numbers:		Detailer:	S ACOSTA	Sheet Subset:	DRAINAGE	Sheet Subset: DRAINAGE		Subset Sheets:	7 of	<table border="1" style="width: 100%; border-collapse: collapse;"> <thead> <tr> <th colspan="2">Project No./Code</th> </tr> </thead> <tbody> <tr> <td style="width: 50%;">FBR 0704-234</td> <td style="width: 50%;">19631</td> </tr> <tr> <td>Sheet Number</td> <td>DR-07</td> </tr> </tbody> </table>	Project No./Code		FBR 0704-234	19631	Sheet Number	DR-07
Sheet Revisions																																											
Date:	Comments	Init.																																									
As Constructed																																											
No Revisions:																																											
Revised:																																											
Void:																																											
Designer:	J HOLLON	Structure Numbers:																																									
Detailer:	S ACOSTA	Sheet Subset:	DRAINAGE																																								
Sheet Subset: DRAINAGE		Subset Sheets:	7 of																																								
Project No./Code																																											
FBR 0704-234	19631																																										
Sheet Number	DR-07																																										



c:\pwworking\19631HYDR\Drawings\19631HYDR_Plan-DR-08A.dgn




- CONNECTION TO CCD STORM SYSTEM 36" RCP**
- CONNECT TO EX STORM SYSTEM EX-P-MHAIE7003 36"
 - MH-AIE7003 5' DIA H=11.79'
 - P-ARDN2015 18"
 - IN-ARDN2015 T16V 7.1' H=3.81'
 - IN-70W2014 SVG H=4.70'
 - P-70W2014 18"
 - RMV 277 LF 36" RCP

NOTES:

- ALL DRAINAGE CALCULATIONS MODELED WITH REINFORCED CONCRETE PIPE UNLESS NOTED OTHERWISE.
- SEE SHEETS DR-07 AND DR-08B FOR DRAINAGE SYSTEM INFORMATION NOT SHOWN.

Print Date: 5/24/2017
 File Name: 19631HYDR_Plan-DR-08A.dgn
 Scale: 1:100

Sheet Revisions		
Date:	Comments	Init.

Colorado Department of Transportation

 2000 South Holly Street
 Denver, CO 80222
 Phone: 303-757-9295 FAX: 303-757-9963
 Region 1 JKE

As Constructed
 No Revisions:
 Revised:
 Void:

I-70
DRAINAGE PLAN
 STA 2003+00.00 TO STA 2015+00.00

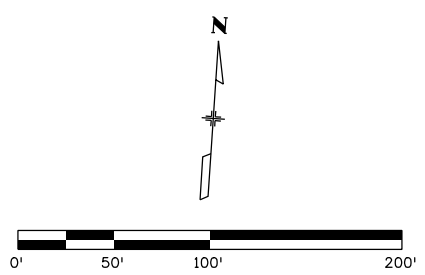
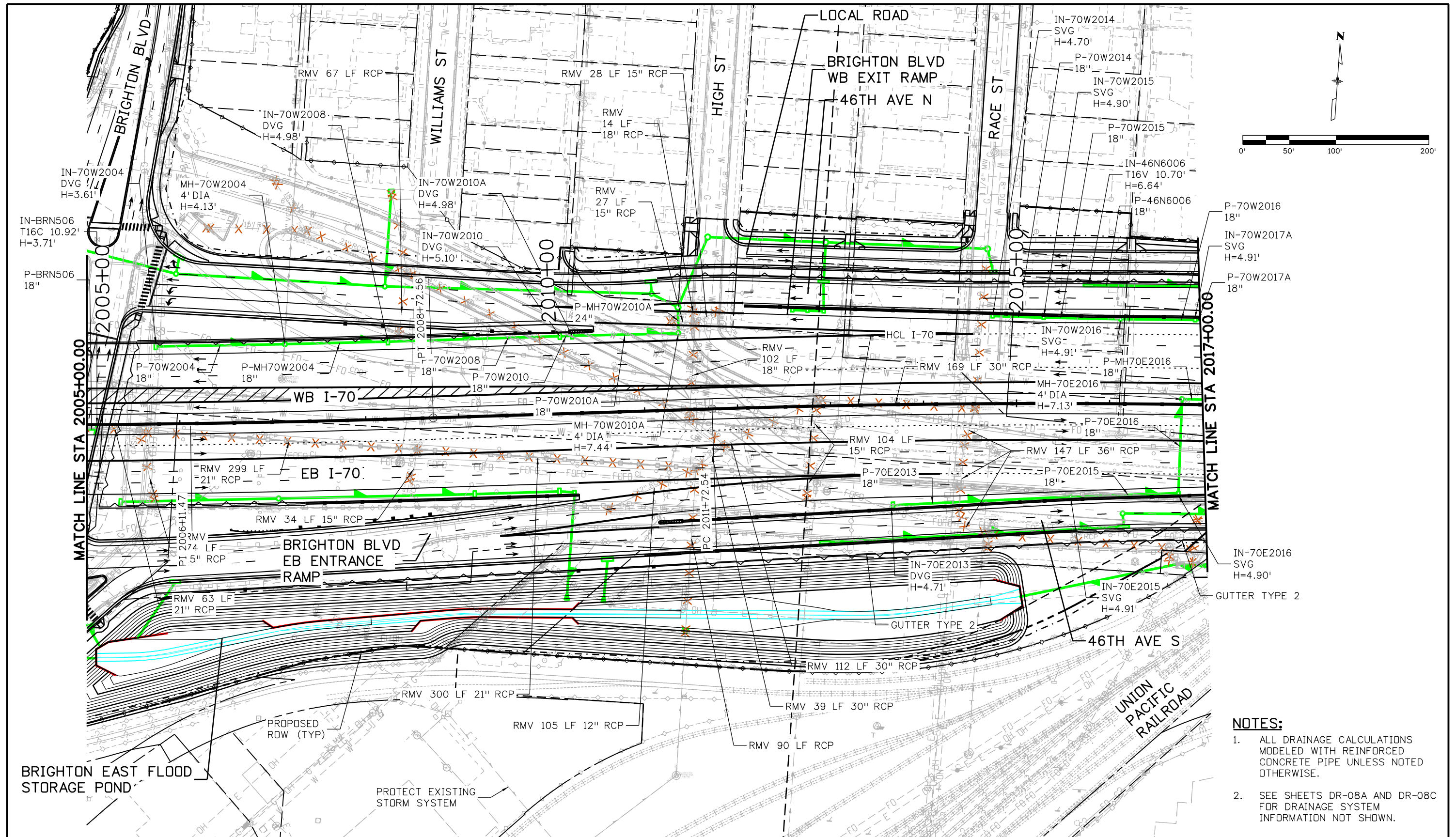
Designer:	J HOLLON
Detailer:	S ACDSTA
Sheet Subset:	DRAINAGE

Structure Numbers
 Subset Sheets: 8 of

Project No./Code
 FBR 0704-234
 19631
 Sheet Number DR-08A



ovince 3:55:53 PM p:\PWAPP0A001\NorthCentral_Dmaha\Documents\424981\MKTC00000083066\6_0_CAD_BIM\6.2_Work_In_Progress\6.2.6_Hydraulics\Drawings\19631HYDR_Plan-DR-08B.dgn



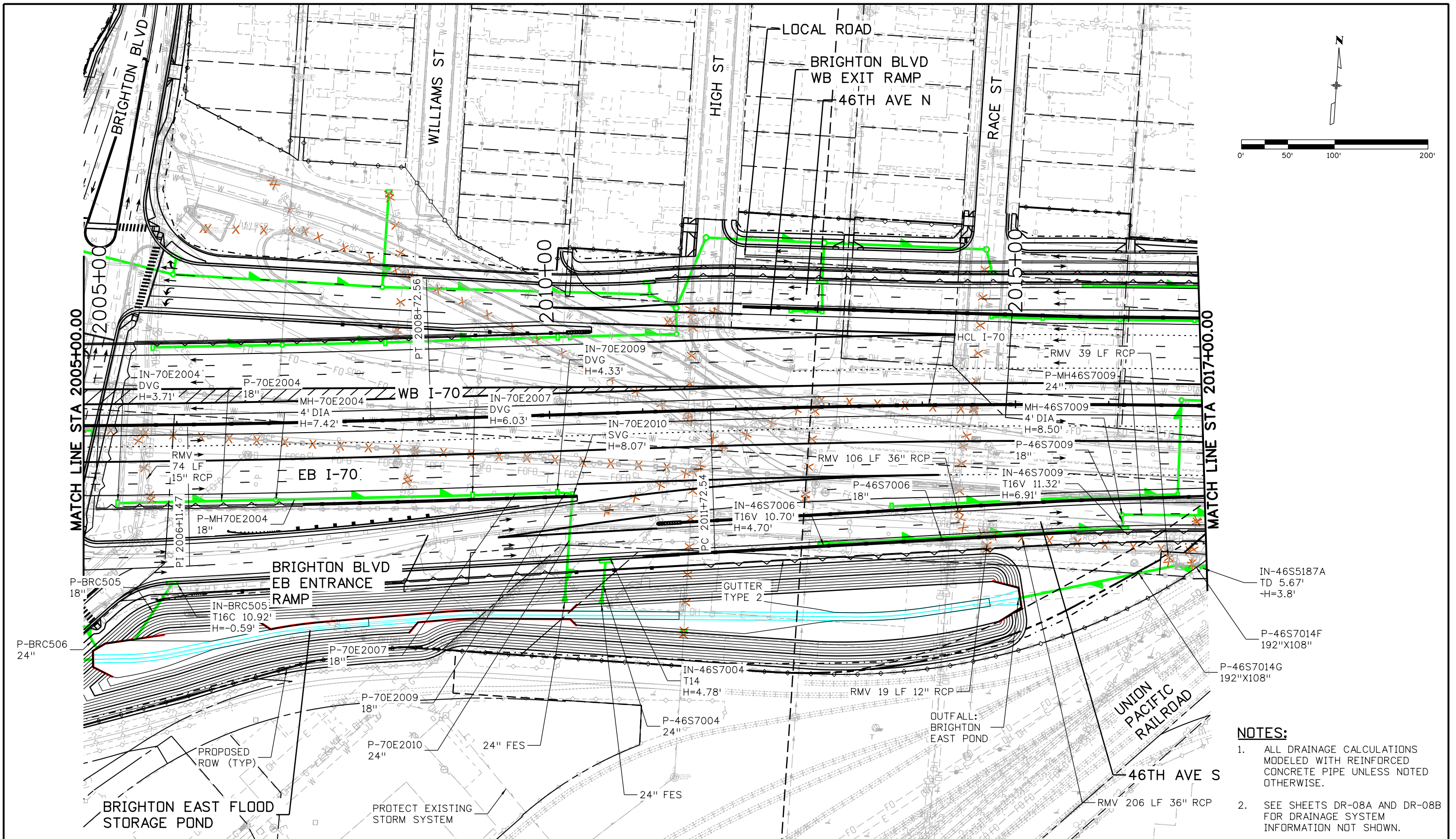
- NOTES:**
- ALL DRAINAGE CALCULATIONS MODELED WITH REINFORCED CONCRETE PIPE UNLESS NOTED OTHERWISE.
 - SEE SHEETS DR-08A AND DR-08C FOR DRAINAGE SYSTEM INFORMATION NOT SHOWN.

Print Date: 5/24/2017 File Name: 19631HYDR_Plan-DR-08B.dgn Scale: 1:100	<table border="1" style="width: 100%; border-collapse: collapse;"> <thead> <tr> <th colspan="3">Sheet Revisions</th> </tr> <tr> <th style="width: 15%;">Date:</th> <th style="width: 60%;">Comments</th> <th style="width: 25%;">Init.</th> </tr> </thead> <tbody> <tr> <td> </td> <td> </td> <td> </td> </tr> <tr> <td> </td> <td> </td> <td> </td> </tr> </tbody> </table>	Sheet Revisions			Date:	Comments	Init.							 Colorado Department of Transportation 2000 South Holly Street Denver, CO 80222 Phone: 303-757-9295 FAX: 303-757-9963 Region 1	<table border="1" style="width: 100%; border-collapse: collapse;"> <tr> <th>As Constructed</th> </tr> <tr> <td>No Revisions:</td> </tr> <tr> <td>Revised:</td> </tr> <tr> <td>Void:</td> </tr> </table>	As Constructed	No Revisions:	Revised:	Void:	<table border="1" style="width: 100%; border-collapse: collapse;"> <tr> <th colspan="2">I-70 DRAINAGE PLAN</th> </tr> <tr> <td colspan="2">STA 2005+00.00 TO STA 2017+00.00</td> </tr> <tr> <td style="width: 50%;">Designer: J HOLLON</td> <td style="width: 50%;">Structure Numbers</td> </tr> <tr> <td>Detailer: S ACOSTA</td> <td></td> </tr> <tr> <td>Sheet Subset: DRAINAGE</td> <td>Subset Sheets: 8 of</td> </tr> </table>	I-70 DRAINAGE PLAN		STA 2005+00.00 TO STA 2017+00.00		Designer: J HOLLON	Structure Numbers	Detailer: S ACOSTA		Sheet Subset: DRAINAGE	Subset Sheets: 8 of	<table border="1" style="width: 100%; border-collapse: collapse;"> <tr> <th>Project No./Code</th> </tr> <tr> <td>FBR 0704-234</td> </tr> <tr> <td>19631</td> </tr> <tr> <td>Sheet Number DR-08B</td> </tr> </table>	Project No./Code	FBR 0704-234	19631	Sheet Number DR-08B
Sheet Revisions																																			
Date:	Comments	Init.																																	
As Constructed																																			
No Revisions:																																			
Revised:																																			
Void:																																			
I-70 DRAINAGE PLAN																																			
STA 2005+00.00 TO STA 2017+00.00																																			
Designer: J HOLLON	Structure Numbers																																		
Detailer: S ACOSTA																																			
Sheet Subset: DRAINAGE	Subset Sheets: 8 of																																		
Project No./Code																																			
FBR 0704-234																																			
19631																																			
Sheet Number DR-08B																																			



0000

ovance 3:56:02 PM p:\FWAPP\DM001\North\Central_Omaha\Documents\424981\MKTG0000083066\6_0_CAD_BIM\6.2_Work...In_Progress\6.2.6_Hydraulics\Drawings\19631HYDR_Plan-DR-08C.dgn



- NOTES:**
1. ALL DRAINAGE CALCULATIONS MODELED WITH REINFORCED CONCRETE PIPE UNLESS NOTED OTHERWISE.
 2. SEE SHEETS DR-08A AND DR-08B FOR DRAINAGE SYSTEM INFORMATION NOT SHOWN.

Print Date: 5/24/2017
 File Name: 19631HYDR_Plan-DR-08C.dgn
 Scale: 1:100

Sheet Revisions		
Date:	Comments	Init.

Colorado Department of Transportation

2000 South Holly Street
 Denver, CO 80222
 Phone: 303-757-9295 FAX: 303-757-9963

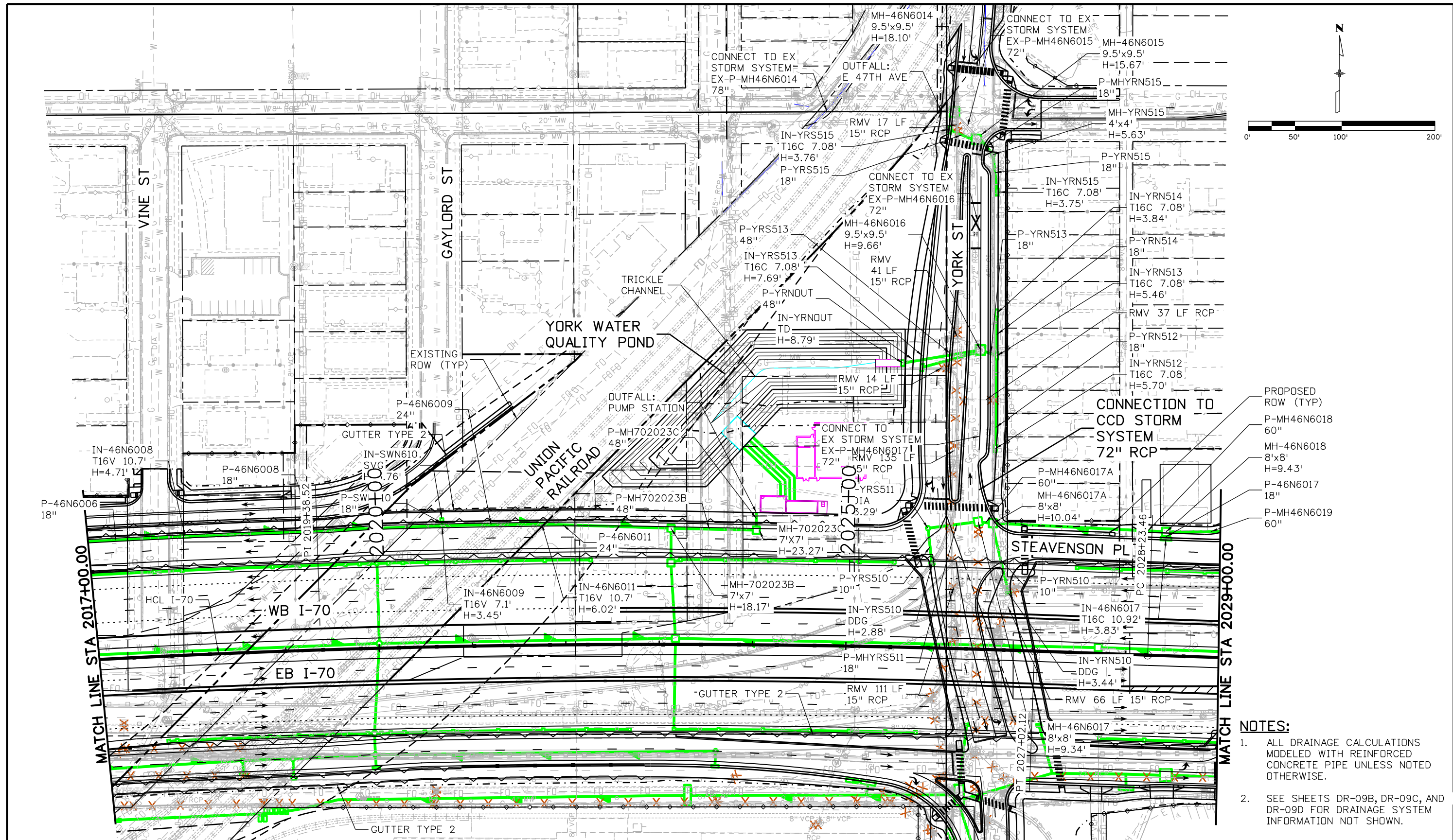
Region 1 JKE

As Constructed		I-70 DRAINAGE PLAN	
No Revisions:		STA 2005+00.00 TO STA 2017+00.00	
Revised:		Designer: J HOLLON	Structure Numbers
Void:		Detailer: S ACOSTA	
		Sheet Subset: DRAINAGE	Subset Sheets: 8 of

Project No./Code	
FBR 0704-234	
19631	
Sheet Number DR-08C	



ovince 3:56:12 PM pwr:\p\WAPPD\001\NorthCentral\Omaha\Documents\424981\MKTG\0000083066\6.0_CAD_BIM\6.2_Work\In_Progress\6.2.6_Hydraulics\Drawings\19631HYDR_Plan-DR-09A.dgn

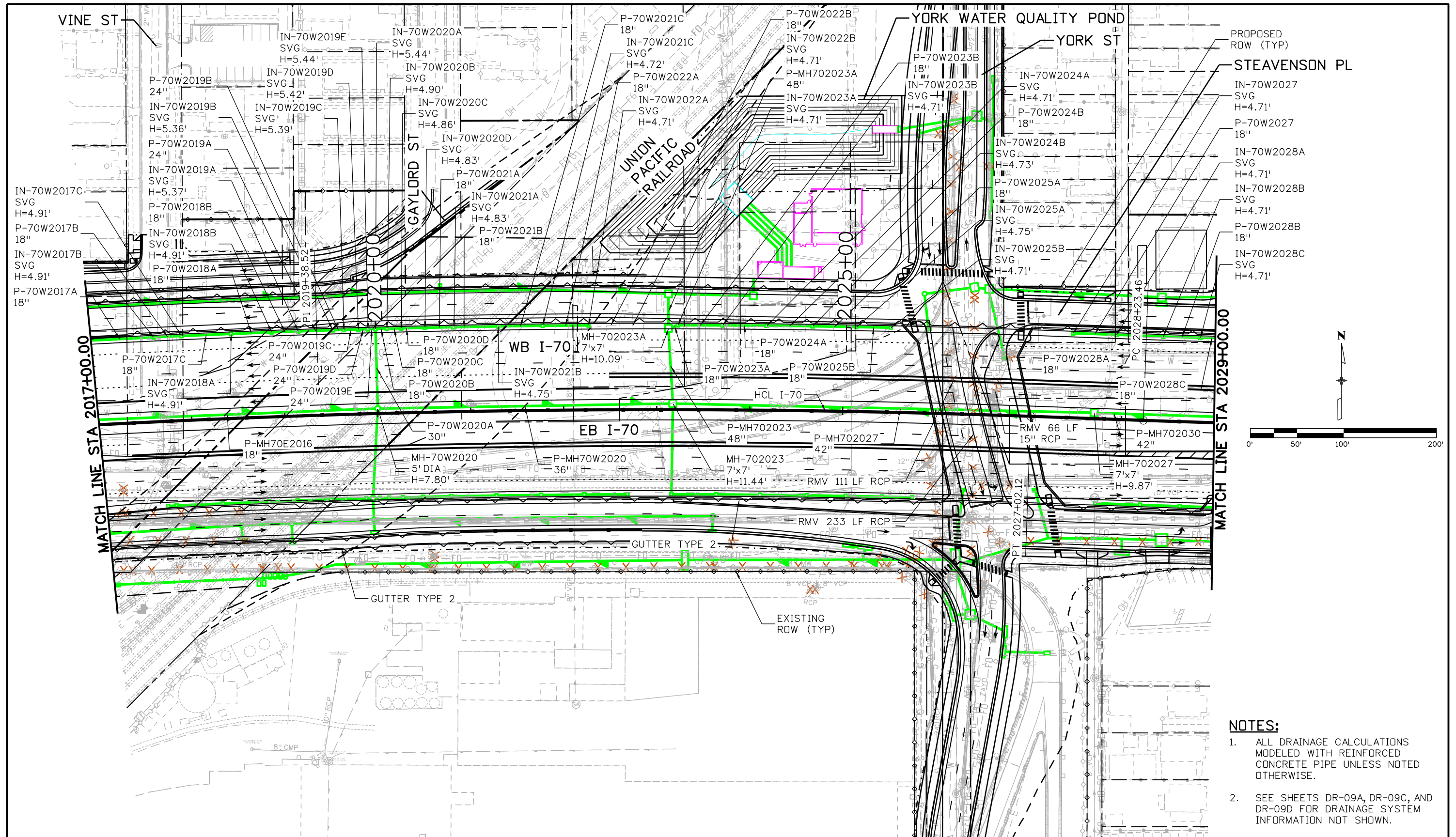


- NOTES:**
- ALL DRAINAGE CALCULATIONS MODELED WITH REINFORCED CONCRETE PIPE UNLESS NOTED OTHERWISE.
 - SEE SHEETS DR-09B, DR-09C, AND DR-09D FOR DRAINAGE SYSTEM INFORMATION NOT SHOWN.


Print Date: 5/24/2017 File Name: 19631HYDR_Plan-DR-09A.dgn Scale: 1:100	0000	Sheet Revisions <table border="1" style="width: 100%; border-collapse: collapse;"> <thead> <tr> <th style="width: 15%;">Date:</th> <th style="width: 55%;">Comments</th> <th style="width: 30%;">Init.</th> </tr> </thead> <tbody> <tr> <td> </td> <td> </td> <td> </td> </tr> </tbody> </table>	Date:	Comments	Init.				Colorado Department of Transportation 2000 South Holly Street Denver, CO 80222 Phone: 303-757-9295 FAX: 303-757-9963 Region 1	As Constructed No Revisions: Revised: Void:	I-70 DRAINAGE PLAN STA 2017+00.00 TO STA 2029+00.00 Designer: J HOLLON Detailer: S ACDSTA Sheet Subset: DRAINAGE Structure Numbers: Subset Sheets: 9 of	Project No./Code FBR 0704-234 19631 Sheet Number DR-09A
Date:	Comments	Init.										



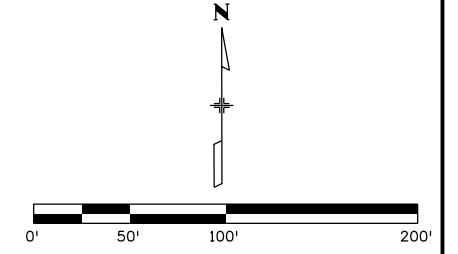
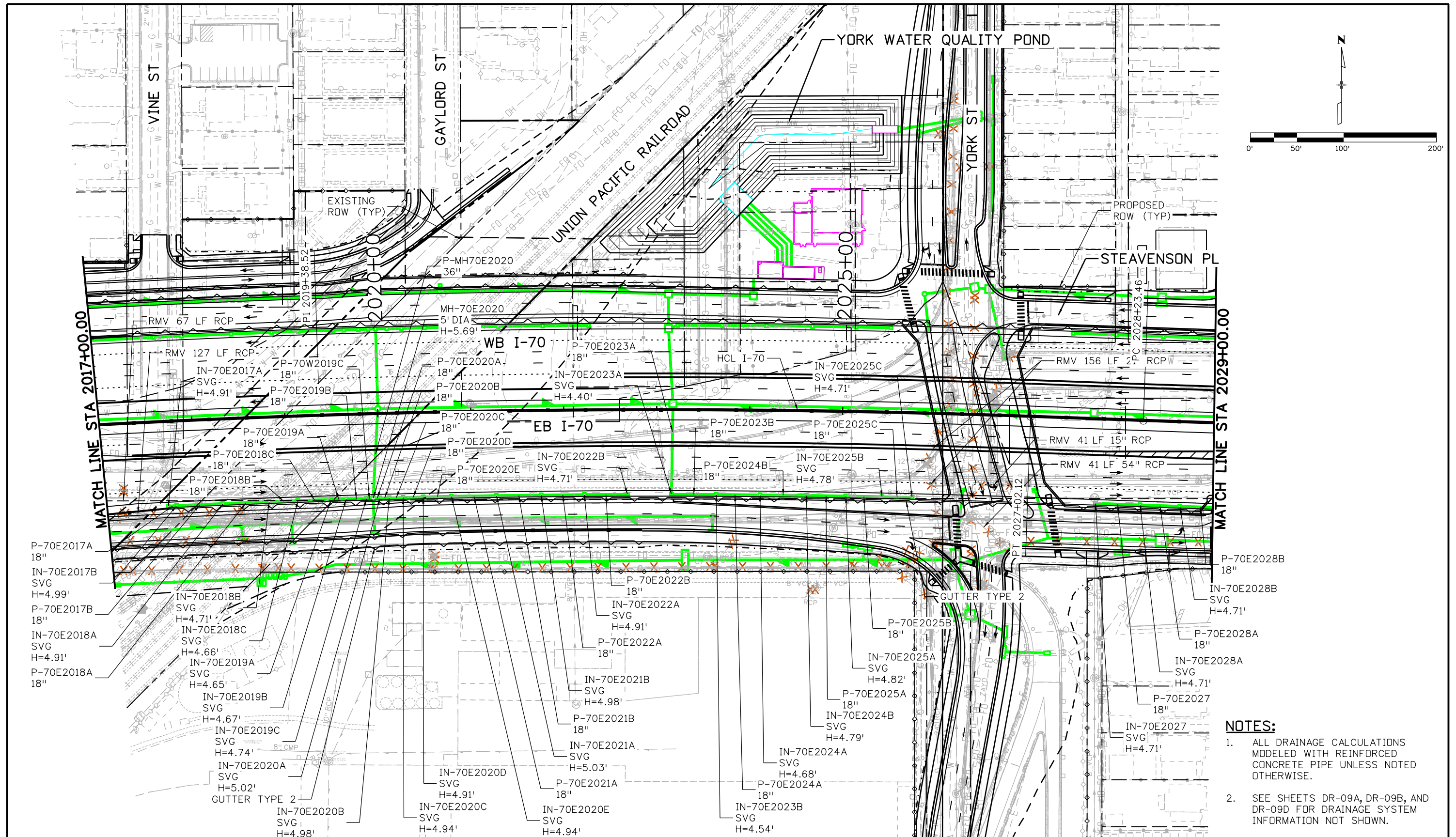
ovince 3:56:21 PM p:\P\WAPPD\MA001:NorthCentral_Omaha\Documents\424981\MKTG0000083066\6.0_CAD_BIM\6.2_Work\In_Progress\6.2.6_Hydraulics\Drawings\19631HYDR_Plan-DR-09B.dgn



- NOTES:**
- ALL DRAINAGE CALCULATIONS MODELED WITH REINFORCED CONCRETE PIPE UNLESS NOTED OTHERWISE.
 - SEE SHEETS DR-09A, DR-09C, AND DR-09D FOR DRAINAGE SYSTEM INFORMATION NOT SHOWN.

Print Date: 5/24/2017	Sheet Revisions			Colorado Department of Transportation  2000 South Holly Street Denver, CO 80222 Phone: 303-757-9295 FAX: 303-757-9963 Region 1	As Constructed No Revisions: Revised: Void:	I-70 DRAINAGE PLAN STA 2017+00.00 TO STA 2029+00.00		Project No./Code
File Name: 19631HYDR_Plan-DR-09B.dgn	Date:	Comments	Init.			Designer: J HOLLON Detailer: S ACOSTA Sheet Subset: DRAINAGE	Structure Numbers Subset Sheets: 9 of	FBR 0704-234 19631 Sheet Number DR-09B
Scale: 1:100								

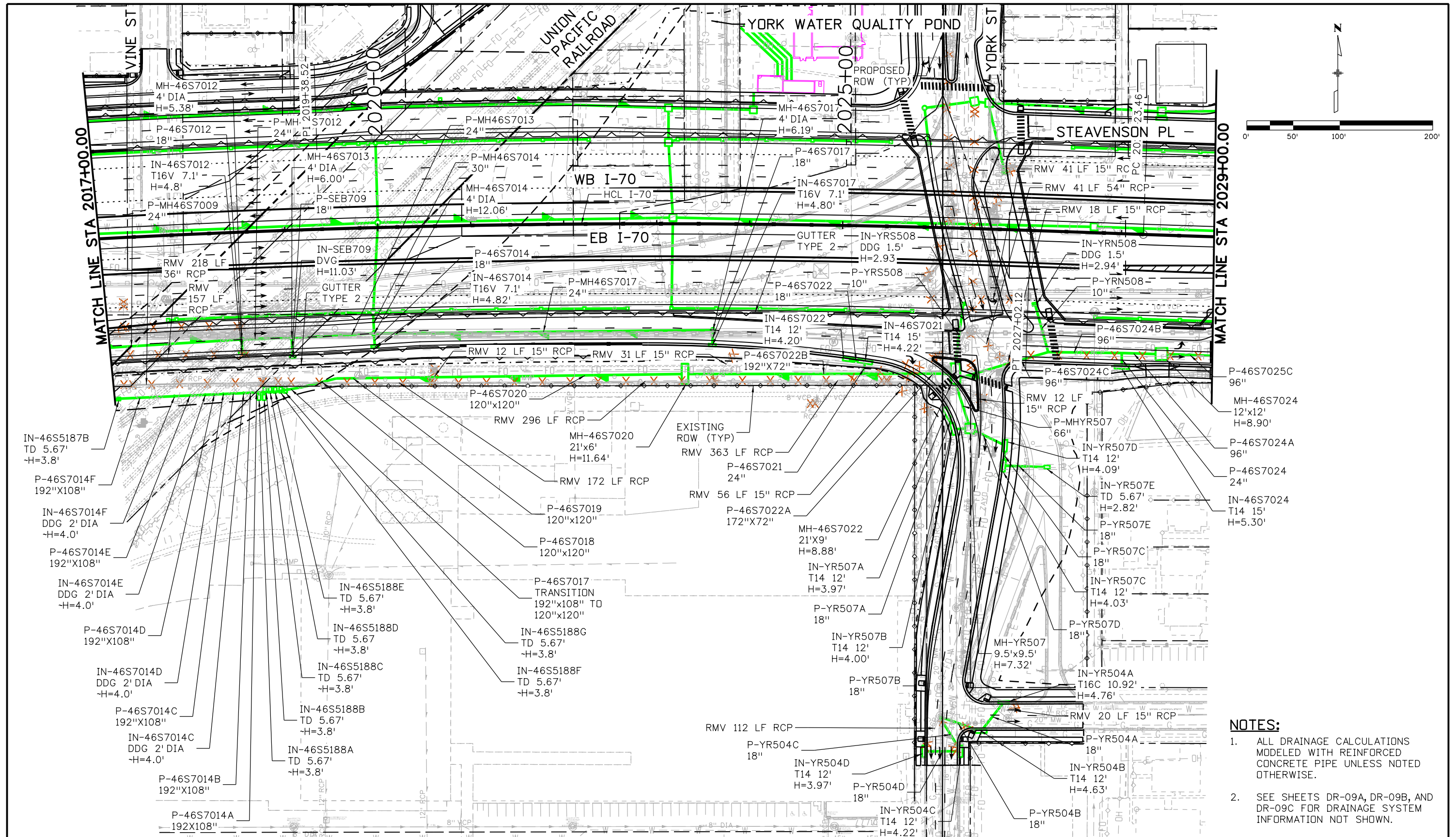
ovince 3:56:30 PM p:\PWAPPD\A001\NorthCentral_Dmaha\Documents\424981\MKTG\00000803066\6_0_CAD_BIM\6.2_Work..._In_Progress\6.2.6_Hydraulics\Drawings\19631\HYDR_Plan-DR-09C.dgn



- NOTES:**
- ALL DRAINAGE CALCULATIONS MODELED WITH REINFORCED CONCRETE PIPE UNLESS NOTED OTHERWISE.
 - SEE SHEETS DR-09A, DR-09B, AND DR-09D FOR DRAINAGE SYSTEM INFORMATION NOT SHOWN.



Print Date: 5/24/2017		Sheet Revisions		Colorado Department of Transportation		As Constructed		I-70 DRAINAGE PLAN		Project No./Code	
File Name: 19631HYDR_Plan-DR-09C.dgn		Date:	Comments	Init.	2000 South Holly Street Denver, CO 80222 Phone: 303-757-9295 FAX: 303-757-9963		No Revisions:		STA 2017+00.00 TO STA 2029+00.00		FBR 0704-234
Scale: 1:100					Region 1		Revised:		Designer: J HOLLON		19631
					JKE		Void:		Detailer: S ACOSTA		Structure Numbers
							Sheet Subset: DRAINAGE		Subset Sheets: 9 of		

05/24/2017 3:56:40 PM P:\PAPP0A\001\NorthCentral\Omaha\Documents\424981\WKTC00000083066\6_0_CAD_BIM\6.2_Work_1\In_Progress\6.2.6_Hydraulics\Drawings\19631HYDR_Plan-DR-09D.dgn

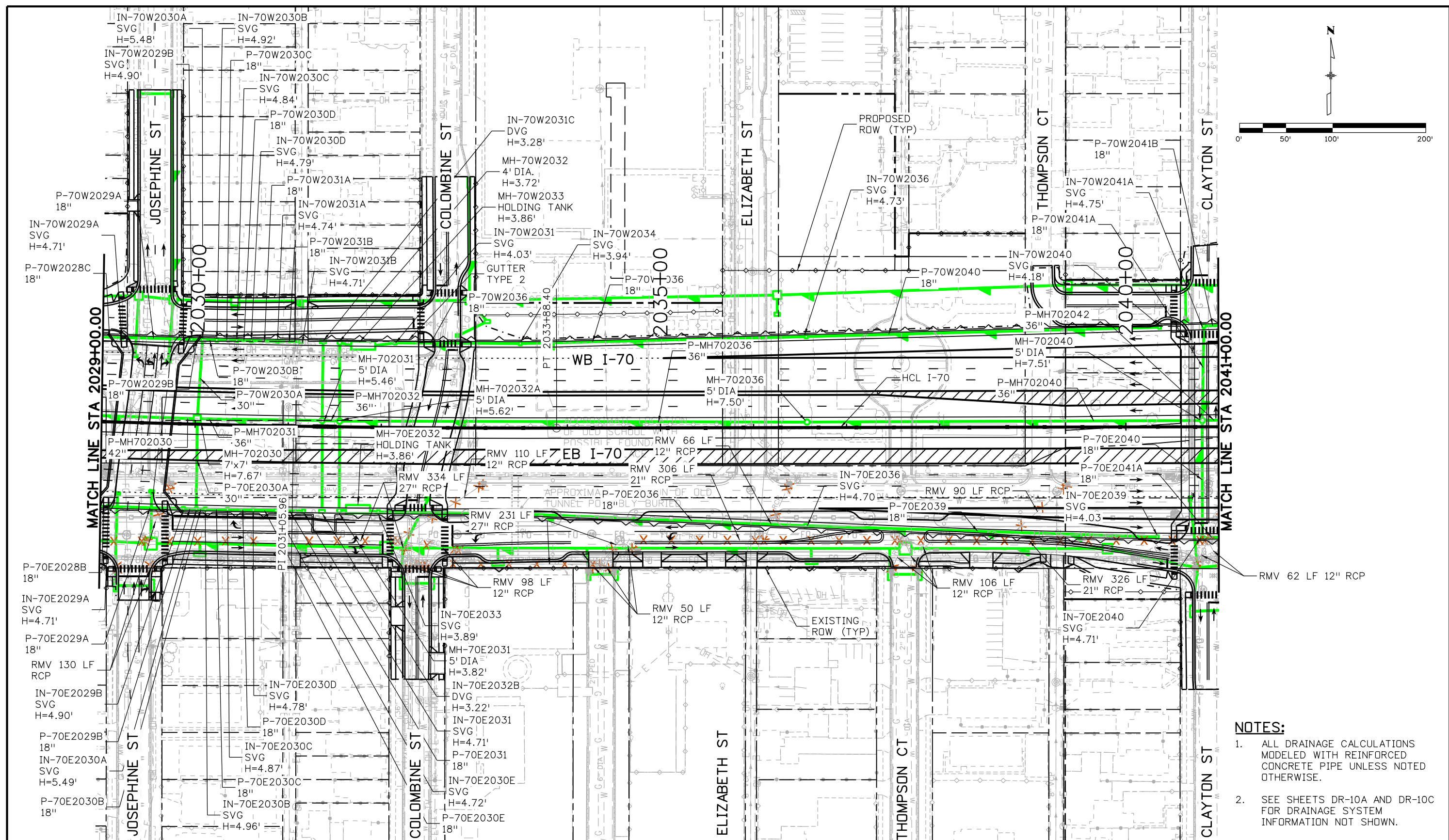


NOTES:


1. ALL DRAINAGE CALCULATIONS MODELED WITH REINFORCED CONCRETE PIPE UNLESS NOTED OTHERWISE.
2. SEE SHEETS DR-09A, DR-09B, AND DR-09C FOR DRAINAGE SYSTEM INFORMATION NOT SHOWN.

Print Date: 5/24/2017	Sheet Revisions	Colorado Department of Transportation  Region 1	As Constructed	I-70 DRAINAGE PLAN		Project No./Code FBR 0704-234			
File Name: 19631HYDR_Plan-DR-09D.dgn				Date:	Comments		Init.	No Revisions:	STA 2017+00.00 TO STA 2029+00.00
Scale: 1:100								Revised:	Designer: J HOLLON
	0000		2000 South Holly Street Denver, CO 80222 Phone: 303-757-9295 FAX: 303-757-9963	Void:	Detailer: S ACOSTA	Structure Numbers			
			JKE		Sheet Subset: DRAINAGE	Subset Sheets: 9 of			
						Sheet Number DR-09D			

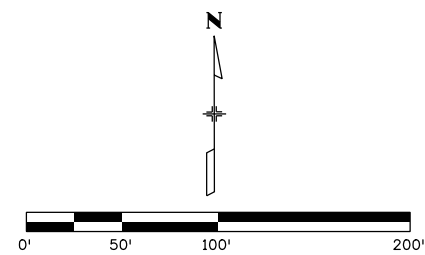
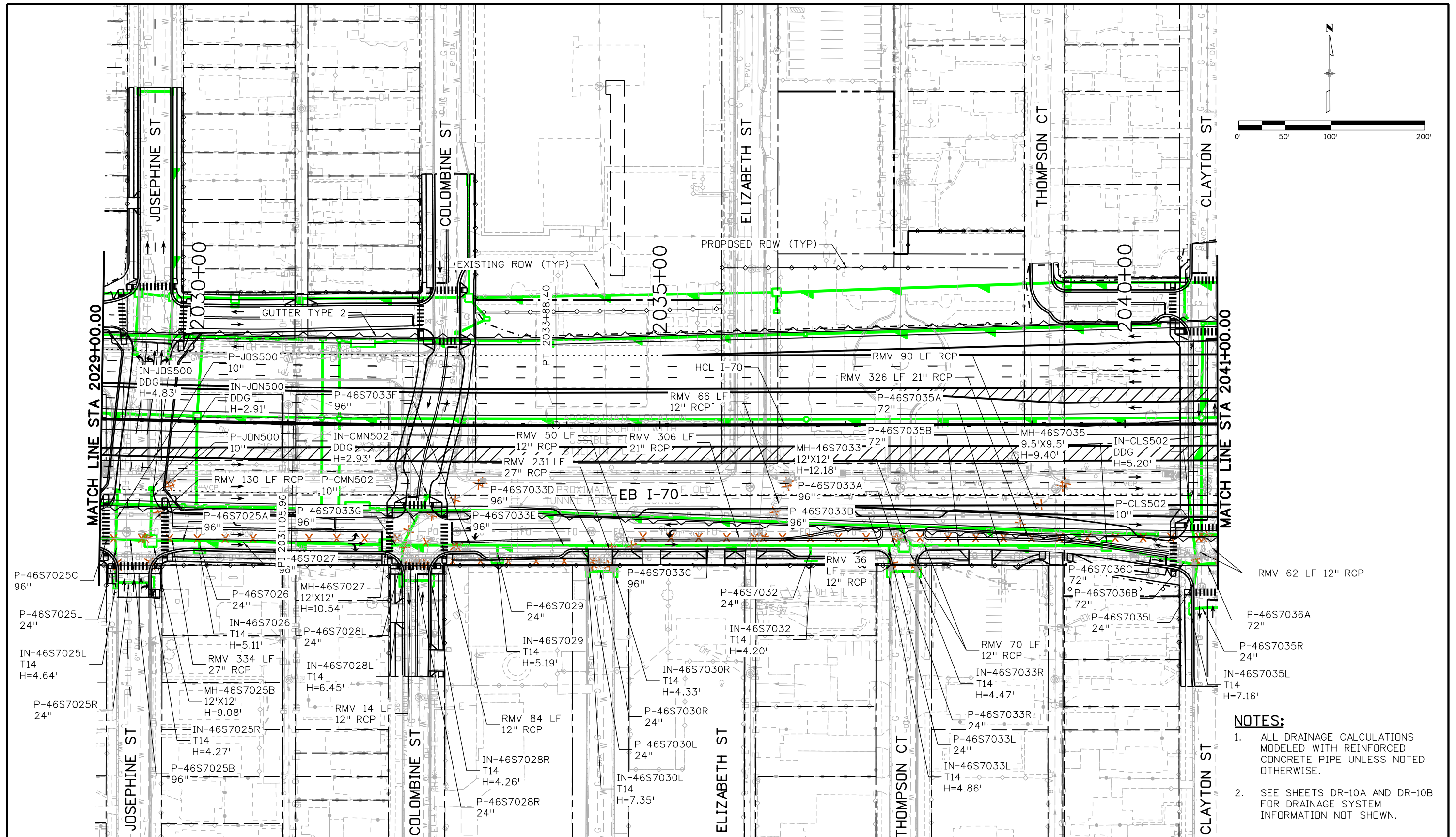
c:\pwworkspace\19631HYDR\Drawings\19631HYDR_Plan-DR-10B.dgn
 3/24/2017 3:57:05 PM
 p:\pwworkspace\19631HYDR\Drawings\19631HYDR_Plan-DR-10B.dgn
 6.0_CAD_BIM 6.2.2.6 Hydraulics Drawings\19631HYDR_Plan-DR-10B.dgn



- NOTES:**
- ALL DRAINAGE CALCULATIONS MODELED WITH REINFORCED CONCRETE PIPE UNLESS NOTED OTHERWISE.
 - SEE SHEETS DR-10A AND DR-10C FOR DRAINAGE SYSTEM INFORMATION NOT SHOWN.

Print Date: 5/24/2017	Sheet Revisions			Colorado Department of Transportation  2000 South Holly Street Denver, CO 80222 Phone: 303-757-9295 FAX: 303-757-9963 Region 1	As Constructed No Revisions: Revised: Void:	I-70 DRAINAGE PLAN STA 2029+00.00 TO STA 2041+00.00		Project No./Code
File Name: 19631HYDR_Plan-DR-10B.dgn	Date:	Comments	Init.			Designer: J HOLLON	Structure Numbers	FBR 0704-234
Scale: 1:100				JKE	Detailer: S ACOSTA	19631		
5280 Connectors Linking I-70 Communities					Sheet Subset: DRAINAGE	Subset Sheets: 10 of	Sheet Number DR-10B	

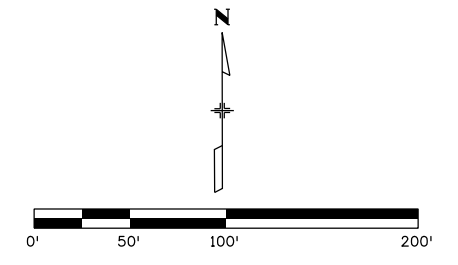
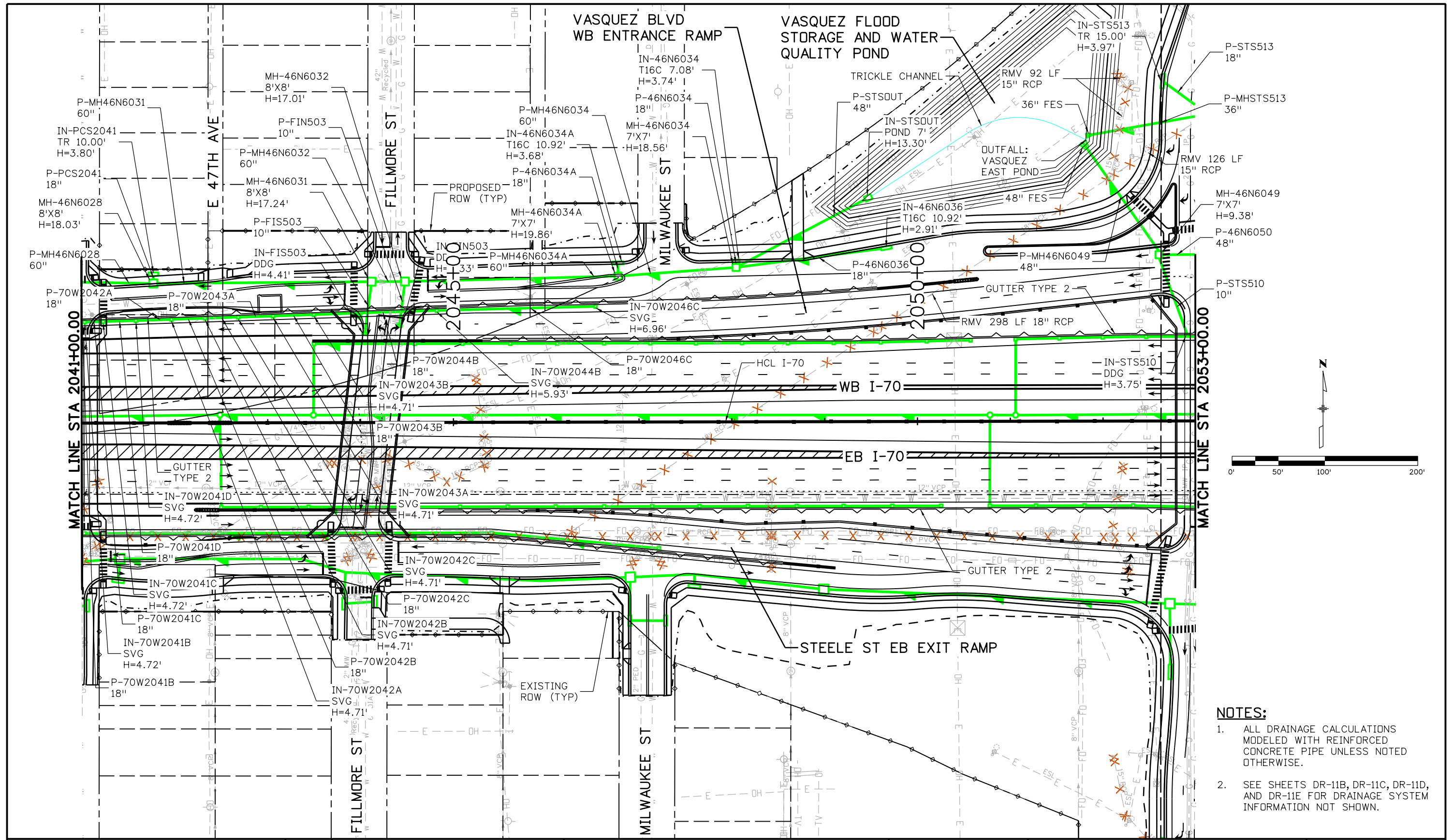
ovance 3:57:14 PM p:\p\APP\DMA001\North\Central\DMA\Documents\424981\MKTG\0000083066\6_0_CAD_BIM\6.2_6_Hydraulics\Drawings\19631\HYDR_Plan-DR-10C.dgn



- NOTES:**
- ALL DRAINAGE CALCULATIONS MODELED WITH REINFORCED CONCRETE PIPE UNLESS NOTED OTHERWISE.
 - SEE SHEETS DR-10A AND DR-10B FOR DRAINAGE SYSTEM INFORMATION NOT SHOWN.

Print Date: 5/24/2017		Sheet Revisions		Colorado Department of Transportation		As Constructed		I-70 DRAINAGE PLAN		Project No./Code	
File Name: 19631HYDR_Plan-DR-10C.dgn		Date:	Comments	Init.	2000 South Holly Street Denver, CO 80222 Phone: 303-757-9295 FAX: 303-757-9963		No Revisions:		STA 2029+00.00 TO STA 2041+00.00		FBR 0704-234
Scale: 1:100					Region 1		Revised:		Designer: J HOLLON	Structure Numbers	19631
5280 Connectors Linking I-70 Communities					JKE		Void:		Detailer: S ACOSTA	Subset Sheets: 10 of	Sheet Number DR-10C

P:\PWAPP\01\North\Central\Omaha\Documents\424981\MKTC0000083066\6_0_CAD_BIM\6.2_Work_In_Progress\6.2.6_Hydraulics\Drawings\19631HYDR_Plan-DR-11A.dgn
 vance 3:57:23 PM

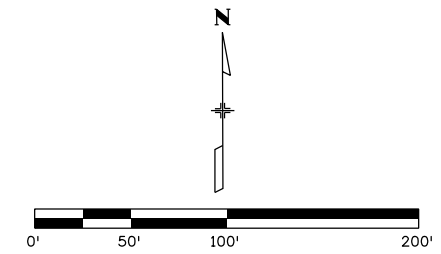
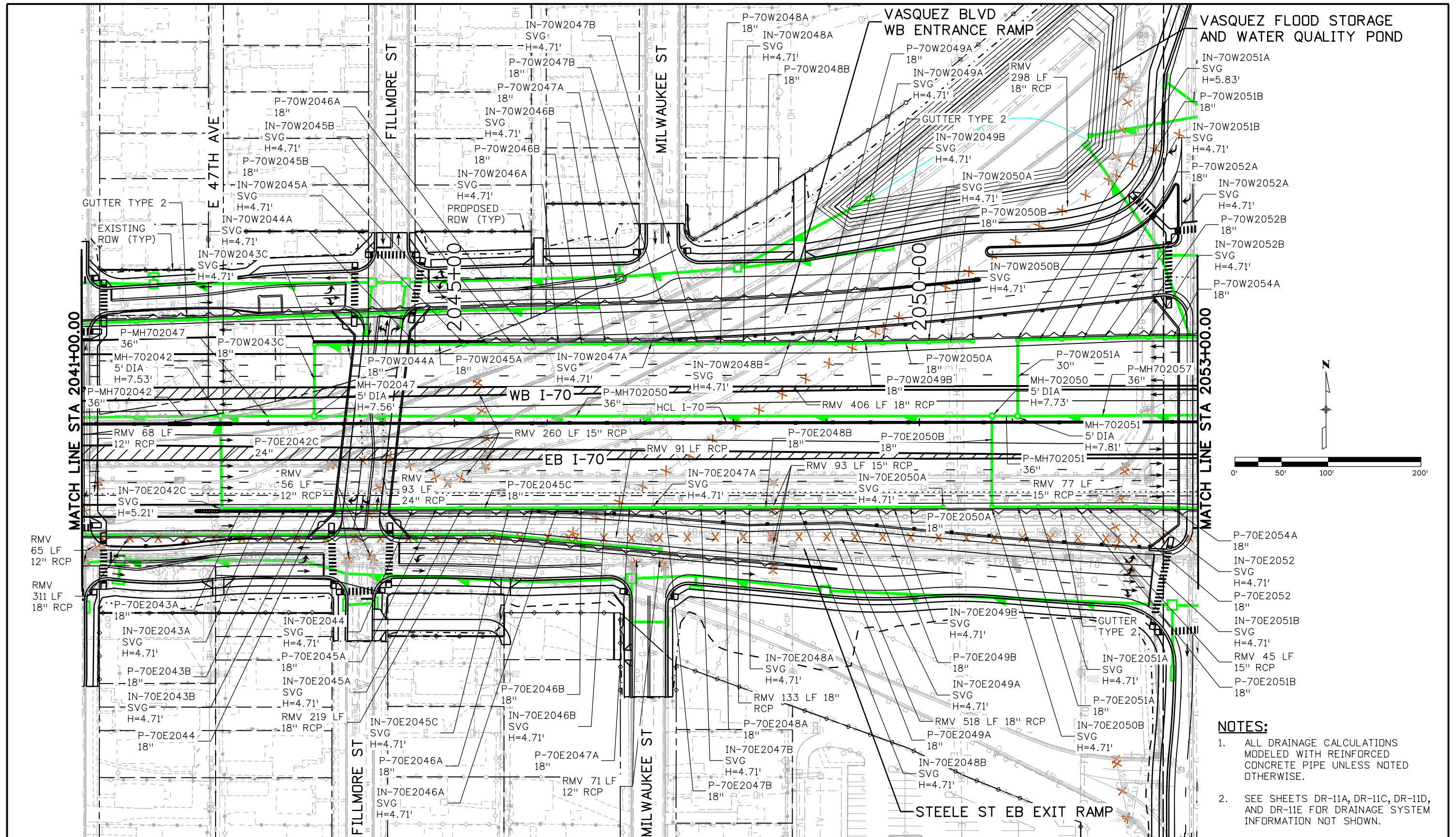


- NOTES:**
- ALL DRAINAGE CALCULATIONS MODELED WITH REINFORCED CONCRETE PIPE UNLESS NOTED OTHERWISE.
 - SEE SHEETS DR-11B, DR-11C, DR-11D, AND DR-11E FOR DRAINAGE SYSTEM INFORMATION NOT SHOWN.

Print Date: 5/24/2017 File Name: 19631HYDR_Plan-DR-11A.dgn Scale: 1:100	Sheet Revisions Date: Comments: Init:			Colorado Department of Transportation 2000 South Holly Street Denver, CO 80222 Phone: 303-757-9295 FAX: 303-757-9963 Region 1	As Constructed No Revisions: Revised: Void:	I-70 DRAINAGE PLAN STA 2041+00.00 TO STA 2053+00.00		Project No./Code FBR 0704-234 19631 Sheet Number DR-11A
	0000					Designer: J HOLLON Detailer: S ACOSTA Sheet Subset: DRAINAGE	Structure Numbers Subset Sheets: 11 of	



ovince 3:57:32 PM p:\P\APP\0A001\NorthCentral_Dmaha\Documents\424981\MKTC00000083066\6_0_CAD_BIM\6.2_Work_In_Progress\6.2.6_Hydraulics\Drawings\19631HYDR_Plan-DR-11B.dgn



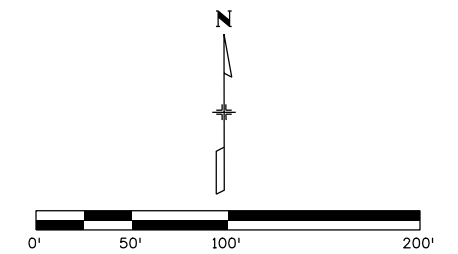
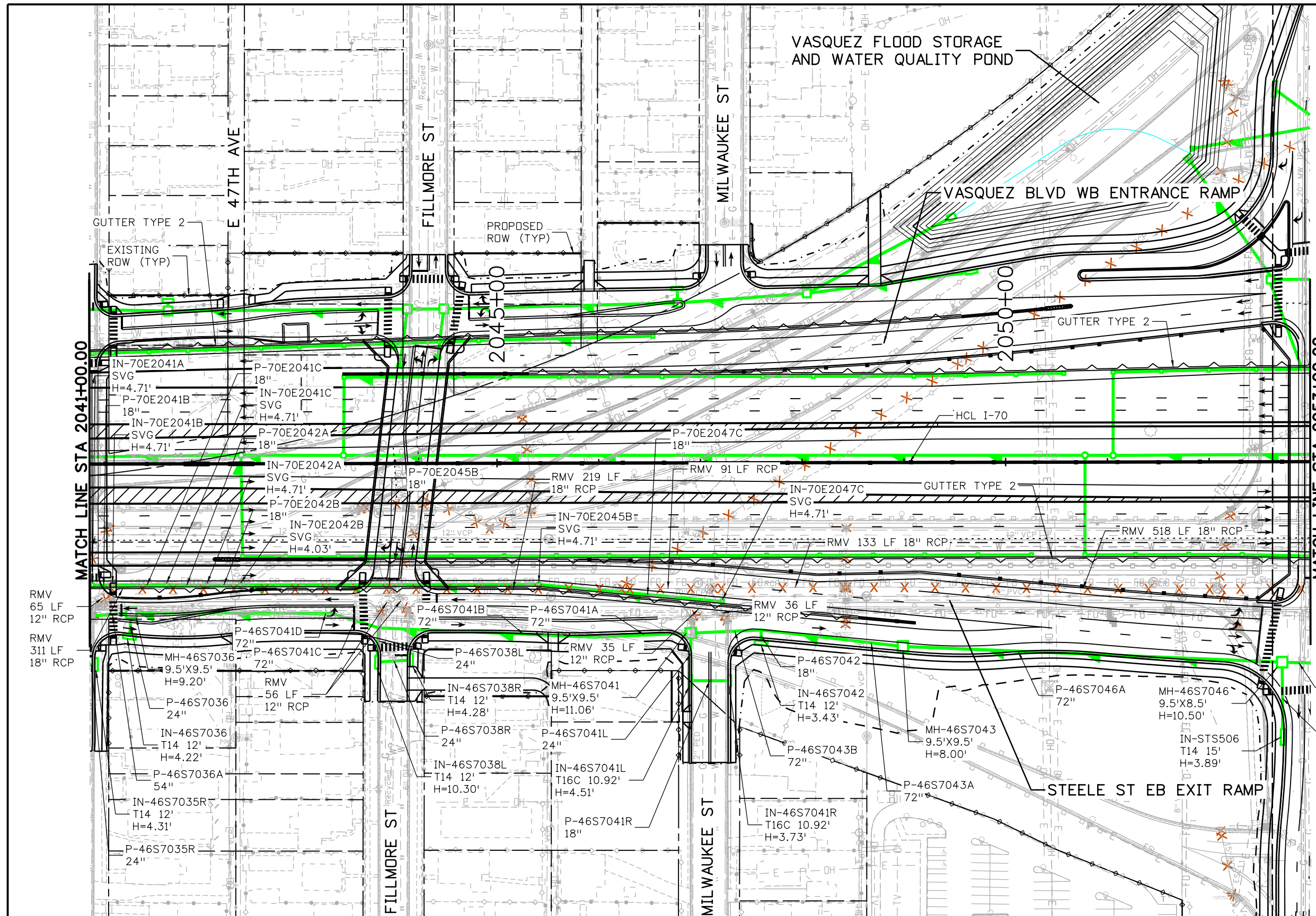
- NOTES:**
- ALL DRAINAGE CALCULATIONS MODELED WITH REINFORCED CONCRETE PIPE UNLESS NOTED OTHERWISE.
 - SEE SHEETS DR-11A, DR-11C, DR-11D, AND DR-11E FOR DRAINAGE SYSTEM INFORMATION NOT SHOWN.

Print Date: 5/24/2017 File Name: 19631HYDR_Plan-DR-11B.dgn Scale: 1:100	<table border="1" style="width: 100%; border-collapse: collapse;"> <thead> <tr> <th colspan="3">Sheet Revisions</th> </tr> <tr> <th style="width: 15%;">Date:</th> <th style="width: 55%;">Comments</th> <th style="width: 30%;">Init.</th> </tr> </thead> <tbody> <tr> <td> </td> <td> </td> <td> </td> </tr> </tbody> </table>	Sheet Revisions			Date:	Comments	Init.				 Colorado Department of Transportation 2000 South Holly Street Denver, CO 80222 Phone: 303-757-9295 FAX: 303-757-9963 Region 1	As Constructed No Revisions: Revised: Void:	I-70 DRAINAGE PLAN STA 2041+00.00 TO STA 2053+00.00 Designer: J HOLLON Detailer: S ACOSTA Sheet Subset: DRAINAGE Structure Numbers: Subset Sheets: 11 of	Project No./Code FBR 0704-234 19631 Sheet Number DR-11B
Sheet Revisions														
Date:	Comments	Init.												



0000

ovance 3:57:41 PM pw:\p\WAPPD\MA001:NorthCentral_Omaha\Documents\424981\MKTG0000083066\6.0_CAD_BIM\6.2_Work\In_Progress\6.2.6_Hydraulics\Drawings\19631HYDR_Plan-DR-11C.dgn




- NOTES:**
1. ALL DRAINAGE CALCULATIONS MODELED WITH REINFORCED CONCRETE PIPE UNLESS NOTED OTHERWISE.
 2. SEE SHEETS DR-11A, DR-11B, DR-11D, AND DR-11E FOR DRAINAGE SYSTEM INFORMATION NOT SHOWN.

Print Date: 5/24/2017
 File Name: 19631HYDR_Plan-DR-11C.dgn
 Scale: 1:100

Sheet Revisions		
Date:	Comments	Init.

Colorado Department of Transportation



2000 South Holly Street
 Denver, CO 80222
 Phone: 303-757-9295 FAX: 303-757-9963

Region 1 JKE

As Constructed

No Revisions:
 Revised:
 Void:

I-70 DRAINAGE PLAN
 STA 2041+00.00 TO STA 2053+00.00

Designer: J HOLLON
 Detailer: S ACOSTA

Sheet Subst: DRAINAGE

Project No./Code

FBR 0704-234

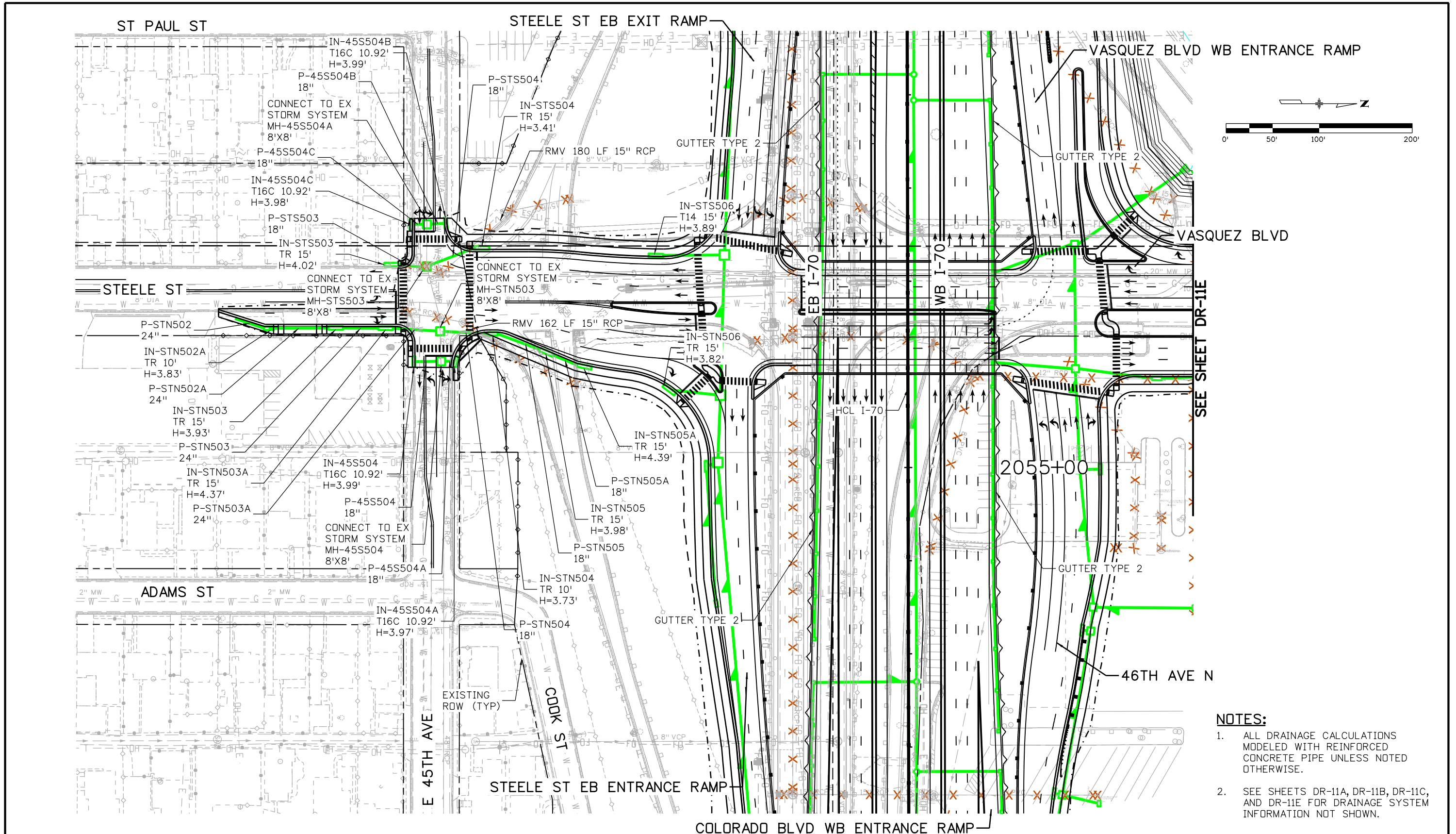
19631

Sheet Number **DR-11C**



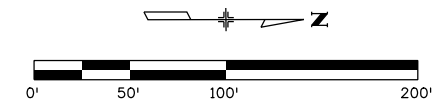
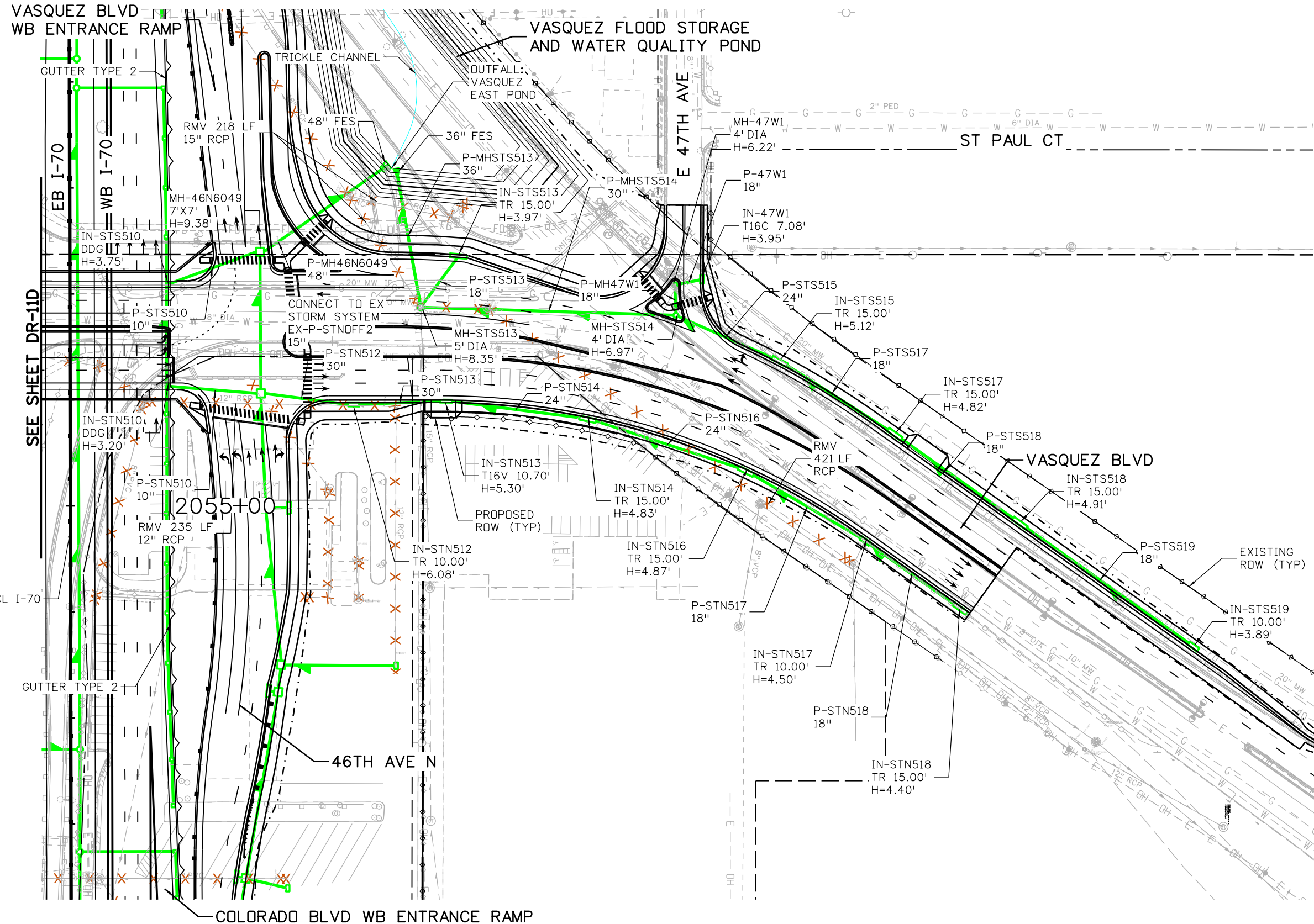
0000

C:\Users\johnc\Documents\19631HYDR\Drawings\19631HYDR_Plan-DR-11D.dgn



- NOTES:**
- ALL DRAINAGE CALCULATIONS MODELED WITH REINFORCED CONCRETE PIPE UNLESS NOTED OTHERWISE.
 - SEE SHEETS DR-11A, DR-11B, DR-11C, AND DR-11E FOR DRAINAGE SYSTEM INFORMATION NOT SHOWN.

Print Date: 5/24/2017	<div style="display: flex; align-items: center;"> <div style="writing-mode: vertical-rl; transform: rotate(180deg); font-weight: bold; font-size: 2em; margin-right: 5px;">0000</div> <div style="text-align: center;"> <p>Sheet Revisions</p> <table border="1" style="border-collapse: collapse; width: 100%;"> <thead> <tr> <th style="width: 15%;">Date:</th> <th style="width: 65%;">Comments</th> <th style="width: 20%;">Init.</th> </tr> </thead> <tbody> <tr><td> </td><td> </td><td> </td></tr> <tr><td> </td><td> </td><td> </td></tr> <tr><td> </td><td> </td><td> </td></tr> </tbody> </table> </div> </div>	Date:	Comments	Init.										<p>Colorado Department of Transportation</p> <p>Region 1</p> <p>2000 South Holly Street Denver, CO 80222 Phone: 303-757-9295 FAX: 303-757-9963</p> <p style="text-align: right;">JKE</p>	As Constructed	<p>I-70</p> <p>STEELE ST DRAINAGE PLAN</p> <p>STA 500+00.00 TO STA 509+50.00</p>	Project No./Code
Date:		Comments	Init.														
File Name: 19631HYDR_Plan-DR-11D.dgn	No Revisions:	FBR 0704-234															
Scale: 1:100	Revised:	19631															
	Void:	Sheet Number DR-11D															
		<table border="1" style="border-collapse: collapse; width: 100%;"> <thead> <tr> <th style="width: 40%;">Designer:</th> <th style="width: 20%;">Structure</th> </tr> </thead> <tbody> <tr> <td>J HOLLON</td> <td style="text-align: center;"> </td> </tr> <tr> <td>Detailer:</td> <td style="text-align: center;">Numbers</td> </tr> <tr> <td>S ACOSTA</td> <td style="text-align: center;"> </td> </tr> <tr> <td>Sheet Subset: DRAINAGE</td> <td style="text-align: center;">Subset Sheets: 11 of</td> </tr> </tbody> </table>	Designer:	Structure	J HOLLON		Detailer:	Numbers	S ACOSTA		Sheet Subset: DRAINAGE	Subset Sheets: 11 of					
Designer:	Structure																
J HOLLON																	
Detailer:	Numbers																
S ACOSTA																	
Sheet Subset: DRAINAGE	Subset Sheets: 11 of																



- NOTES:**
1. ALL DRAINAGE CALCULATIONS MODELED WITH REINFORCED CONCRETE PIPE UNLESS NOTED OTHERWISE.
 2. SEE SHEETS DR-11A, DR-11B, DR-11C, AND DR-11D FOR DRAINAGE SYSTEM INFORMATION NOT SHOWN.

Print Date: 5/24/2017
File Name: 19631HYDR_Plan-DR-11E.dgn
Scale: 1:100

Sheet Revisions		
Date:	Comments	Init.

Colorado Department of Transportation

2000 South Holly Street
Denver, CO 80222
Phone: 303-757-9295 FAX: 303-757-9963

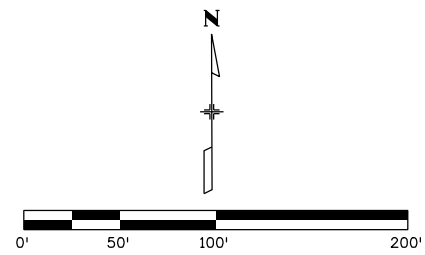
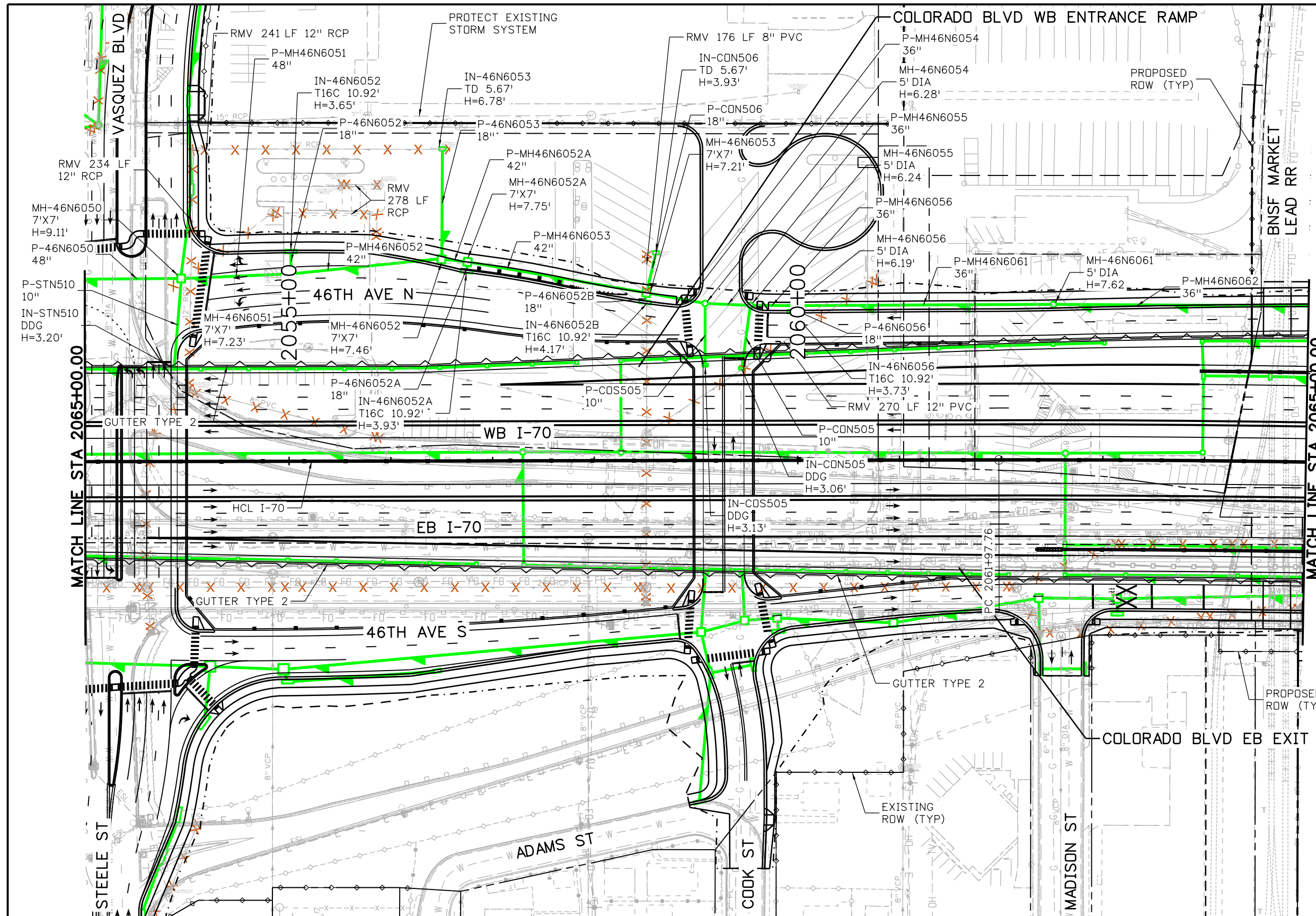
Region 1 JKE

As Constructed
No Revisions:
Revised:
Void:

I-70 VASQUEZ BLVD DRAINAGE PLAN STA 509+50.00 TO STA 518+70.89	
Designer: J HOLLON	Structure Numbers:
Detailer: S ACOSTA	
Sheet Subset: DRAINAGE	Subset Sheets: 11 of

Project No./Code
FBR 0704-234
19631
Sheet Number DR-11E

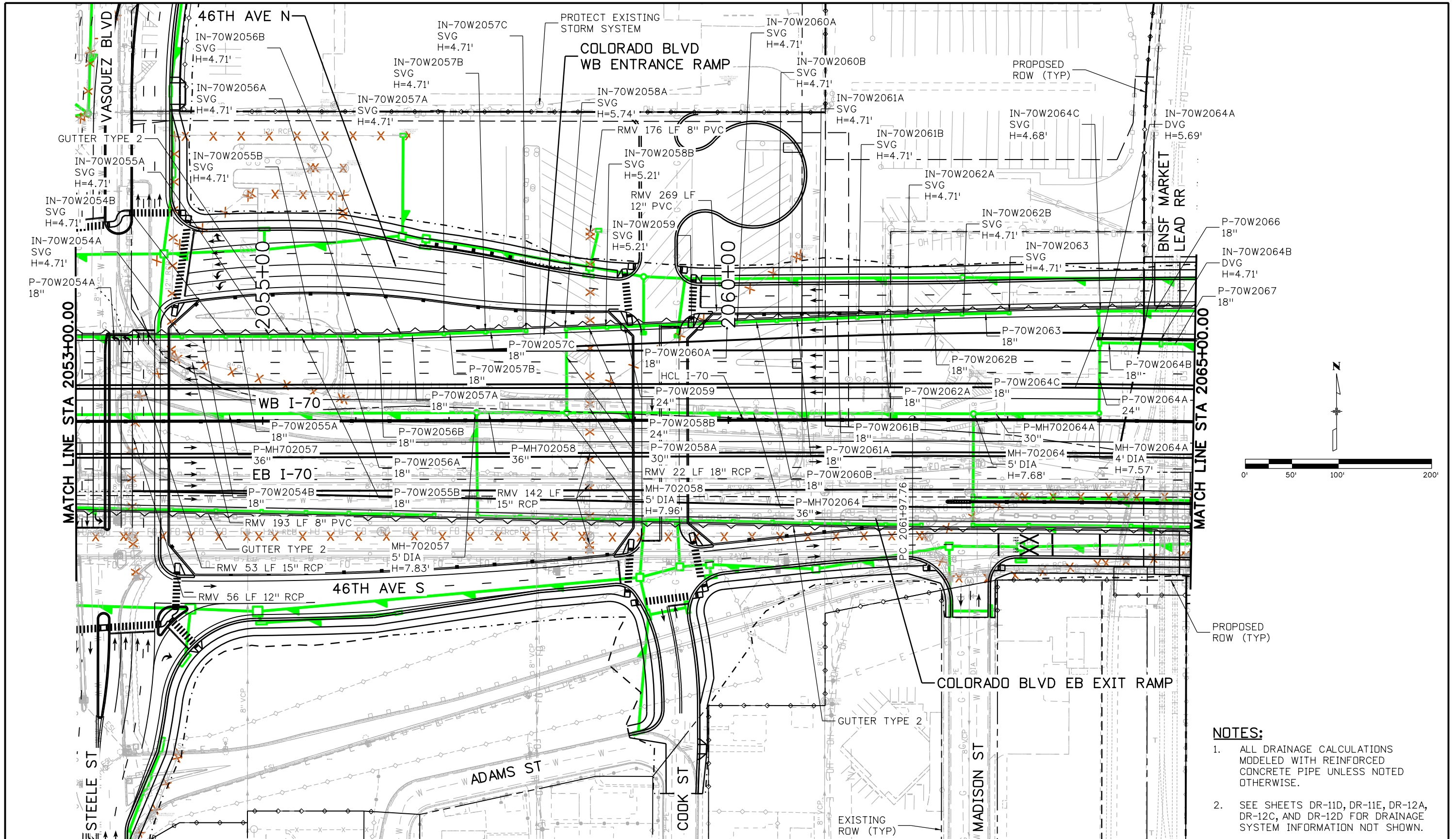
ovince 3:58:12 PM pwr:\pwwpfdma001\NorthCentral\Omaha\Documents\424981\MKTG0000083066\6_CAD_BIM\6.2_Work\In_Progress\6.2.6_Hydraulics\Drawings\19631HYDR_Plan-DR-12A.dgn



- NOTES:**
- ALL DRAINAGE CALCULATIONS MODELED WITH REINFORCED CONCRETE PIPE UNLESS NOTED OTHERWISE.
 - SEE SHEETS DR-11D, DR-11E, DR-12B, DR-12C, AND DR-12D FOR DRAINAGE SYSTEM INFORMATION NOT SHOWN.

Print Date: 5/24/2017		Sheet Revisions		Colorado Department of Transportation		As Constructed		I-70 DRAINAGE PLAN		Project No./Code	
File Name: 19631HYDR_Plan-DR-12A.dgn		Date:	Comments	Init.	2000 South Holly Street Denver, CO 80222 Phone: 303-757-9295 FAX: 303-757-9963		No Revisions:		STA 2053+00.00 TO STA 2065+00.00		FBR 0704-234
Scale: 1:100					Region 1		Revised:		Designer: J HOLLON	Structure Numbers	19631
5280 Connectors Linking I-70 Communities					JKE		Void:		Detailer: S ACOSTA	Subset Sheets: 12 of	Sheet Number DR-12A

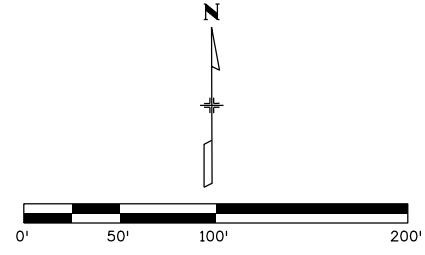
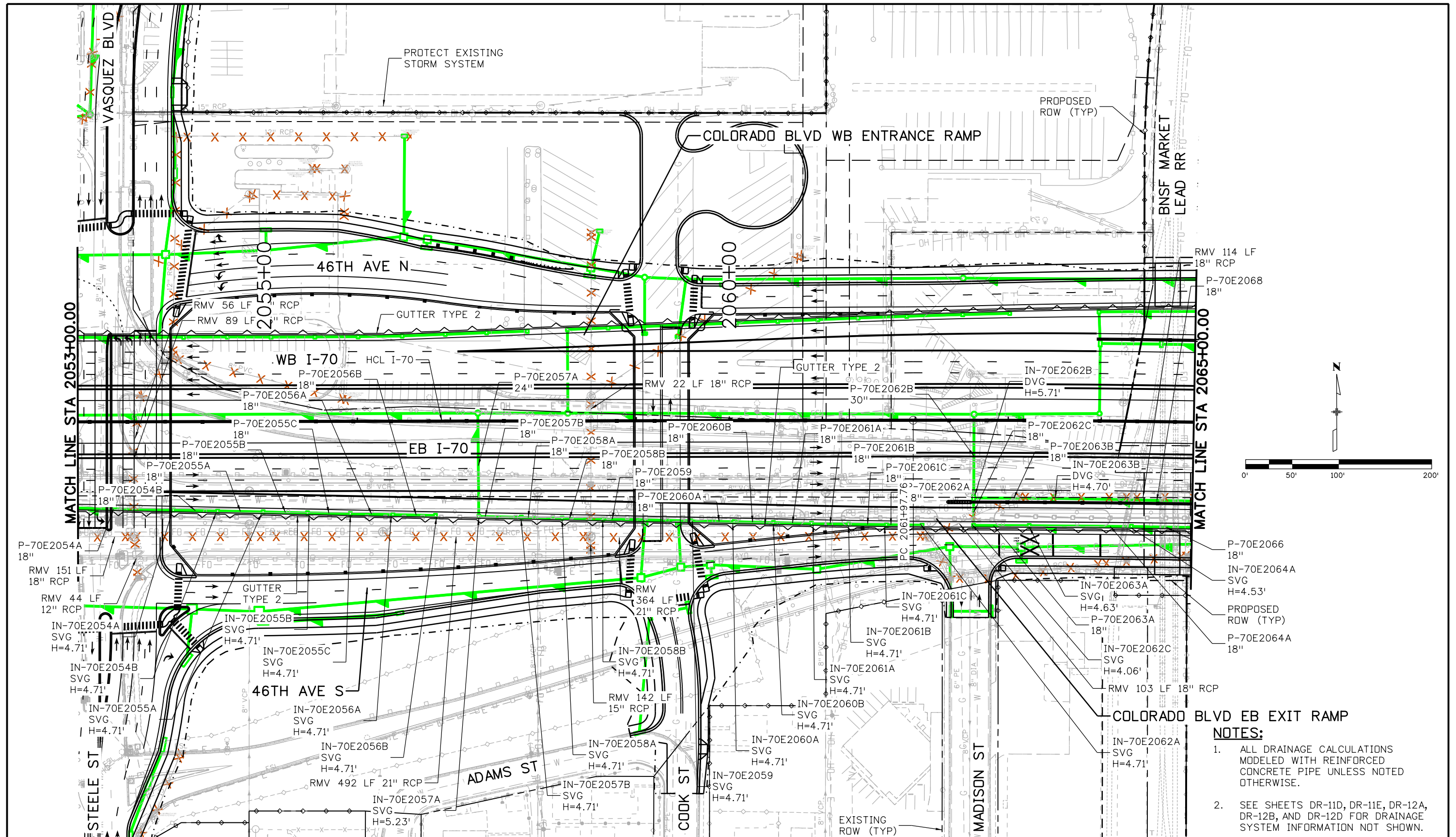
ovince 3:56:22 PM p:\P\APP\0A001\NorthCentral_Dmoha\Documents\424981\WKTC00000083066\6_0_CAD_BIM\6.2_2.6_Hydraulics\Drawings\19631HYDR_Plan-DR-12B.dgn



- NOTES:**
- ALL DRAINAGE CALCULATIONS MODELED WITH REINFORCED CONCRETE PIPE UNLESS NOTED OTHERWISE.
 - SEE SHEETS DR-11D, DR-11E, DR-12A, DR-12C, AND DR-12D FOR DRAINAGE SYSTEM INFORMATION NOT SHOWN.

Print Date: 5/24/2017	Sheet Revisions			Colorado Department of Transportation		As Constructed		I-70 DRAINAGE PLAN		Project No./Code	
File Name: 19631HYDR_Plan-DR-12B.dgn	Date:	Comments	Init.	2000 South Holly Street Denver, CO 80222 Phone: 303-757-9295 FAX: 303-757-9963		No Revisions:		STA 2053+00.00 TO STA 2065+00.00		FBR 0704-234	
Scale: 1:100				Region 1		Revised:		Designer: J HOLLON		19631	
5280 Connectors Linking I-70 Communities				JKE		Void:		Detailer: S ACOSTA		Sheet Number DR-12B	
								Sheet Subset: DRAINAGE		Subset Sheets: 12 of	

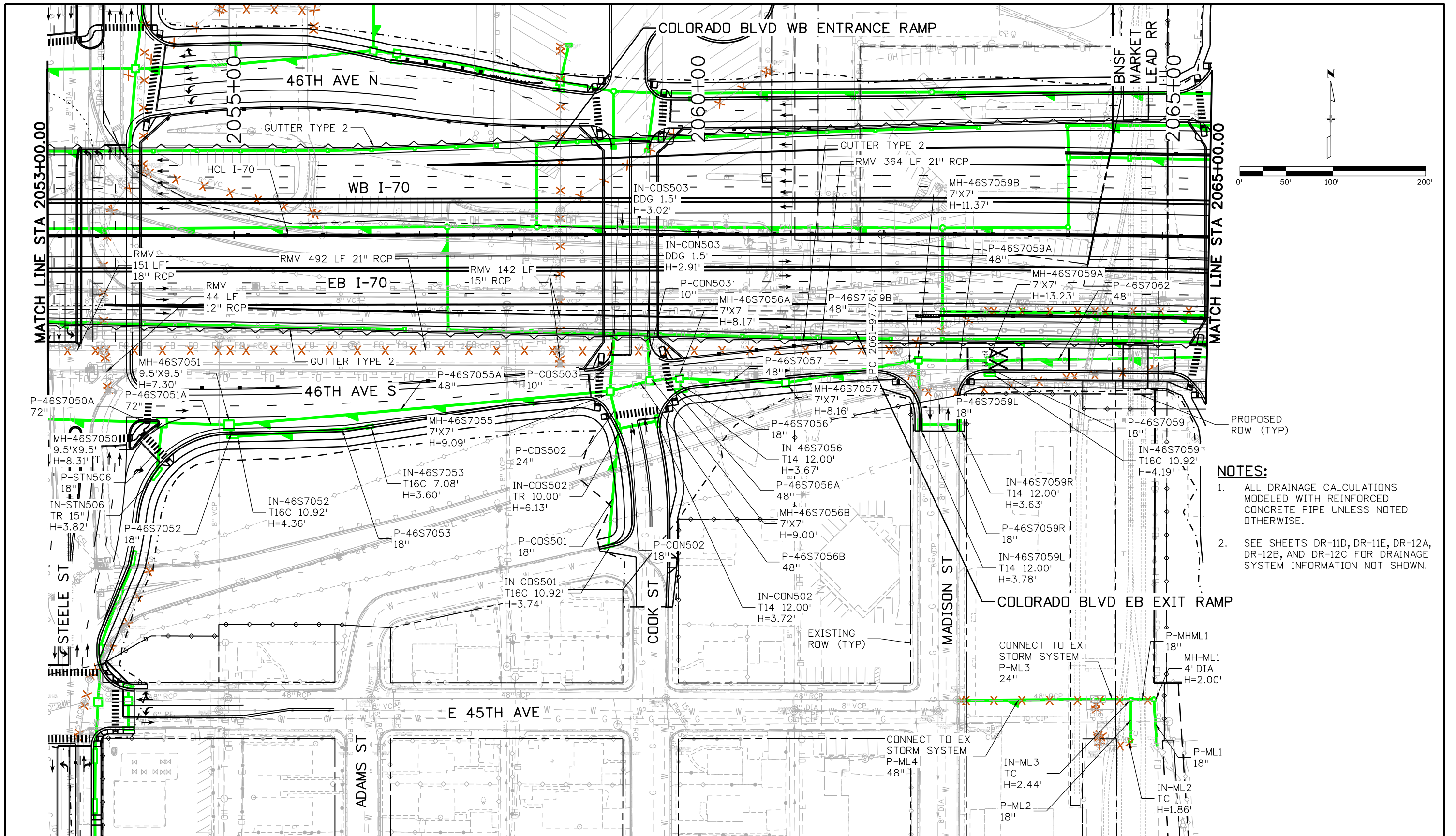
ovance 3:58:31 PM p:\P\APP\DMA001\NorthCentral_Omaha\Drawings\424981\MTG00000083066\6.0_CAD_BIM\6.2_Work\In_Progress\6.2.6_Hydraulics\Drawings\19631HYDR_Plan-DR-12C.dgn



- NOTES:**
1. ALL DRAINAGE CALCULATIONS MODELED WITH REINFORCED CONCRETE PIPE UNLESS NOTED OTHERWISE.
 2. SEE SHEETS DR-11D, DR-11E, DR-12A, DR-12B, AND DR-12D FOR DRAINAGE SYSTEM INFORMATION NOT SHOWN.

Print Date: 5/24/2017		Sheet Revisions		Colorado Department of Transportation		As Constructed		I-70 DRAINAGE PLAN		Project No./Code	
File Name: 19631HYDR_Plan-DR-12C.dgn		Date:	Comments	Init.	2000 South Holly Street Denver, CO 80222 Phone: 303-757-9295 FAX: 303-757-9963		No Revisions:		STA 2053+00.00 TO STA 2065+00.00		FBR 0704-234
Scale: 1:100					Region 1		Revised:		Designer: J HOLLON	Structure Numbers	19631
5280 Connectors Linking I-70 Communities					JKE		Void:		Detailer: S ACDSTA	Subset Sheets: 12 of	Sheet Number DR-12C

drive 3:58:40 PM p:\P\APP\001\North\Central_Dmaha\Documents\424981\MKTC0000083066\6_0_CAD_BIM\6.2_Work_In_Progress\6.2.6_Hydraulics\Drawings\19631HYDR_Plan-DR-12D.dgn

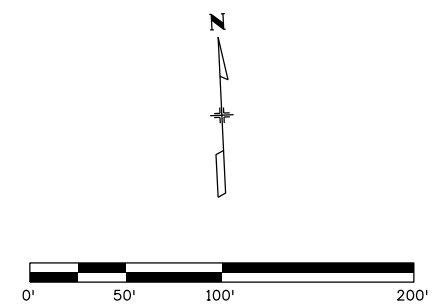
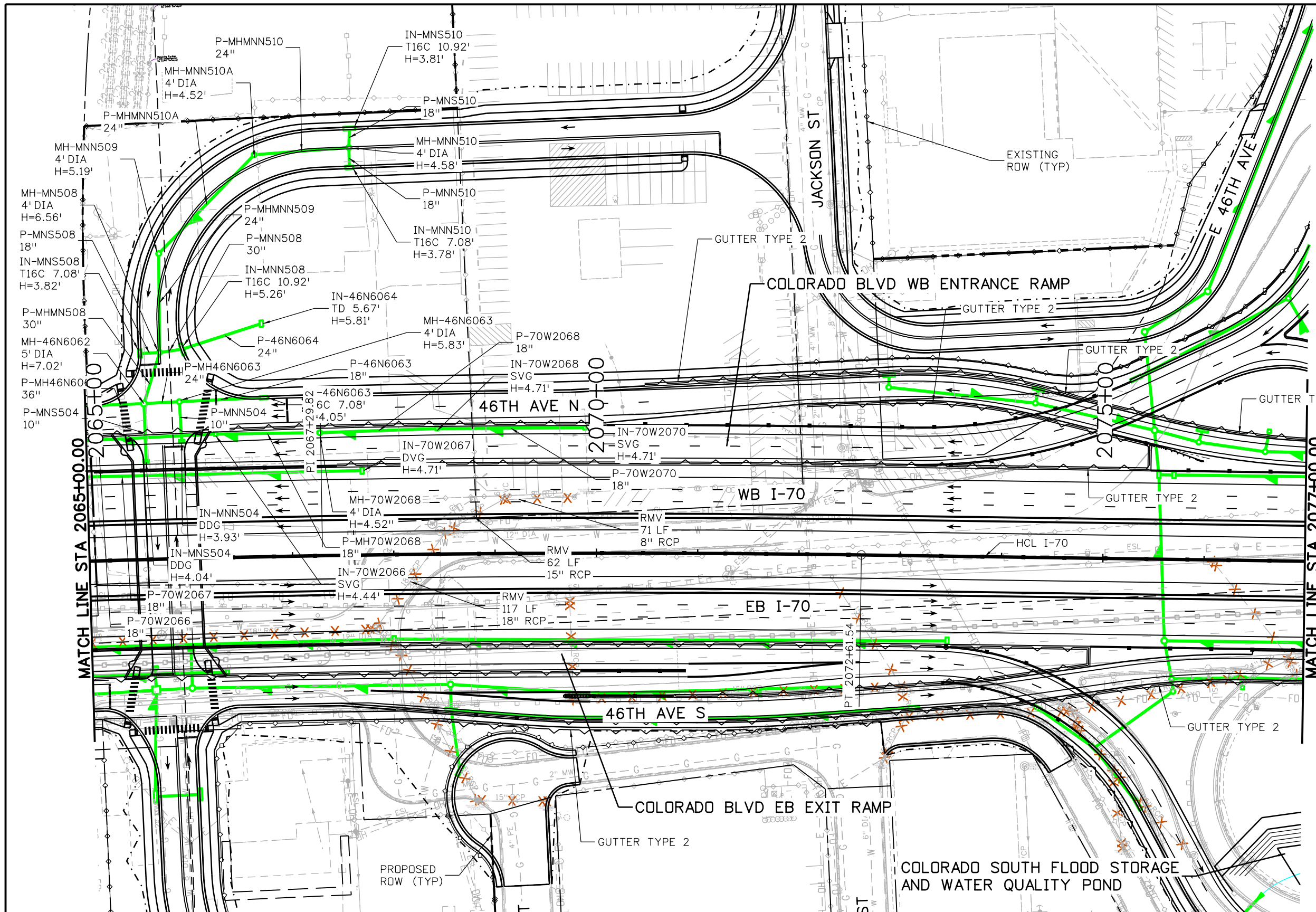


- NOTES:**
1. ALL DRAINAGE CALCULATIONS MODELED WITH REINFORCED CONCRETE PIPE UNLESS NOTED OTHERWISE.
 2. SEE SHEETS DR-11D, DR-11E, DR-12A, DR-12B, AND DR-12C FOR DRAINAGE SYSTEM INFORMATION NOT SHOWN.

Print Date: 5/24/2017	Sheet Revisions			<p>Colorado Department of Transportation 2000 South Holly Street Denver, CO 80222 Phone: 303-757-9295 FAX: 303-757-9963 Region 1</p>	As Constructed No Revisions: Revised: Void:	I-70 DRAINAGE PLAN		Project No./Code FBR 0704-234 19631 Sheet Number DR-12D
File Name: 19631HYDR_Plan-DR-12D.dgn	Date:	Comments	Init.			STA 2053+00.00 TO STA 2065+50.00 Designer: J HOLLON Detailer: S ACDSTA Sheet Subset: DRAINAGE	Structure Numbers Subset Sheets: 12 of	
Scale: 1:100				JKE	Sheet Number DR-12D			



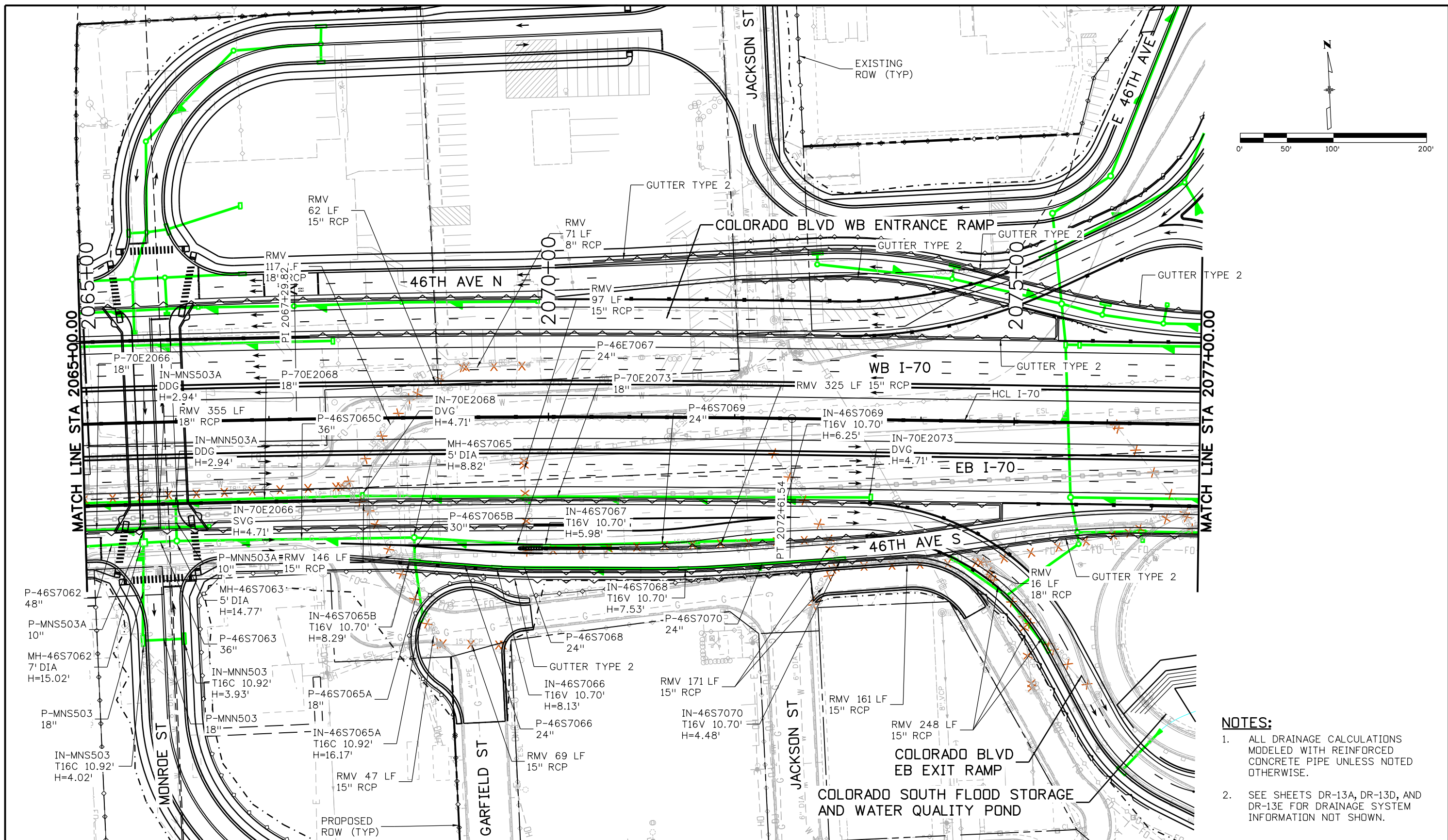
c:\pwworkspace\19631HYDR\Drawings\19631HYDR_Plan-DR-13A.dgn
 3:58:49 PM p:\pwworkspace\19631HYDR\Drawings\19631HYDR_Plan-DR-13A.dgn



- NOTES:**
- ALL DRAINAGE CALCULATIONS MODELED WITH REINFORCED CONCRETE PIPE UNLESS NOTED OTHERWISE.
 - SEE SHEETS DR-13B, DR-13D, AND DR-13E FOR DRAINAGE SYSTEM INFORMATION NOT SHOWN.

Print Date: 5/24/2017	Sheet Revisions			Colorado Department of Transportation 2000 South Holly Street Denver, CO 80222 Phone: 303-757-9295 FAX: 303-757-9963 Region 1	As Constructed No Revisions: Revised: Void:	I-70 DRAINAGE PLAN STA 2065+00.00 TO STA 2077+00.00		Project No./Code
File Name: 19631HYDR_Plan-DR-13A.dgn	Date:	Comments:	Init.			Designer: J HOLLON	Structure Numbers	FBR 0704-234
Scale: 1:100				0000	Revised:	Detailer: S ACOSTA	19631	
					Void:	Sheet Subset: DRAINAGE	Subset Sheets: 13 of	Sheet Number DR-13A

ovance 3:58:58 PM p:\P\APP\0401\North\Central_Dmaha\Documents\424981\MKTC00000083066\6_0_CAD_BIM\6.2_Work_In_Progress\6.2.6_Hydraulics\Drawings\19631\HYDR_Plan-DR-13B.dgn



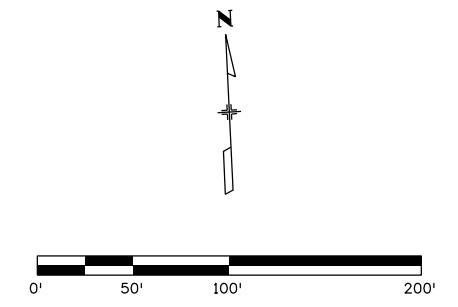
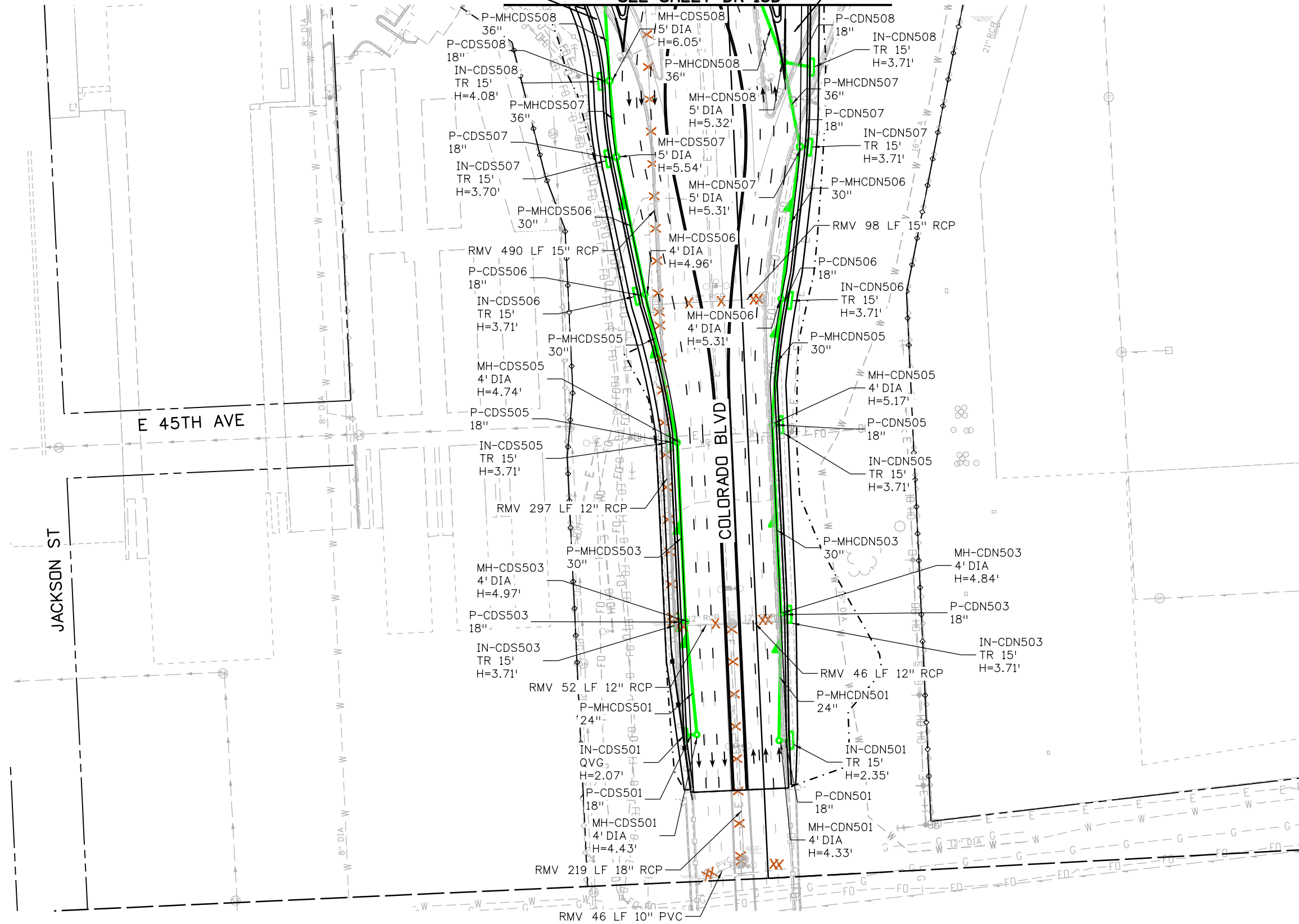
- NOTES:**
1. ALL DRAINAGE CALCULATIONS MODELED WITH REINFORCED CONCRETE PIPE UNLESS NOTED OTHERWISE.
 2. SEE SHEETS DR-13A, DR-13D, AND DR-13E FOR DRAINAGE SYSTEM INFORMATION NOT SHOWN.

Print Date: 5/24/2017		Sheet Revisions		Colorado Department of Transportation		As Constructed		I-70 DRAINAGE PLAN		Project No./Code	
File Name: 19631HYDR_Plan-DR-13B.dgn		Date:	Comments	Init.	2000 South Holly Street Denver, CO 80222 Phone: 303-757-9295 FAX: 303-757-9963		No Revisions:		STA 2065+00.00 TO STA 2077+00.00		FBR 0704-234
Scale: 1:100					Region 1		Revised:		Designer: J HOLLON		19631
5280 Connectors Linking I-70 Communities					JKE		Void:		Detailer: S ACOSTA		Sheet Number DR-13B
									Structure Numbers		
									Sheet Subset: DRAINAGE		Subset Sheets: 13 of

COLORADO BLVD EB EXIT RAMP

SEE SHEET DR-13D

COLORADO BLVD EB ENTRANCE RAMP



NOTES:

1. ALL DRAINAGE CALCULATIONS MODELED WITH REINFORCED CONCRETE PIPE UNLESS NOTED OTHERWISE.
2. SEE SHEET DR-13D FOR DRAINAGE SYSTEM INFORMATION NOT SHOWN.

Print Date: 5/24/2017

File Name: 19631HYDR_Plan-DR-13C.dgn

Scale: 1:100

0000

Sheet Revisions

Date:	Comments	Init.

Colorado Department of Transportation



2000 South Holly Street
Denver, CO 80222
Phone: 303-757-9295 FAX: 303-757-9963

Region 1

JKE

As Constructed

No Revisions:

Revised:

Void:

I-70

COLORADO BLVD DRAINAGE PLAN
STA 2065+00.00 TO STA 2077+00.00

Designer: J HOLLON
Detailer: S ACOSTA
Sheet Subset: DRAINAGE

Structure Numbers
Subset Sheets: 13 of

Project No./Code

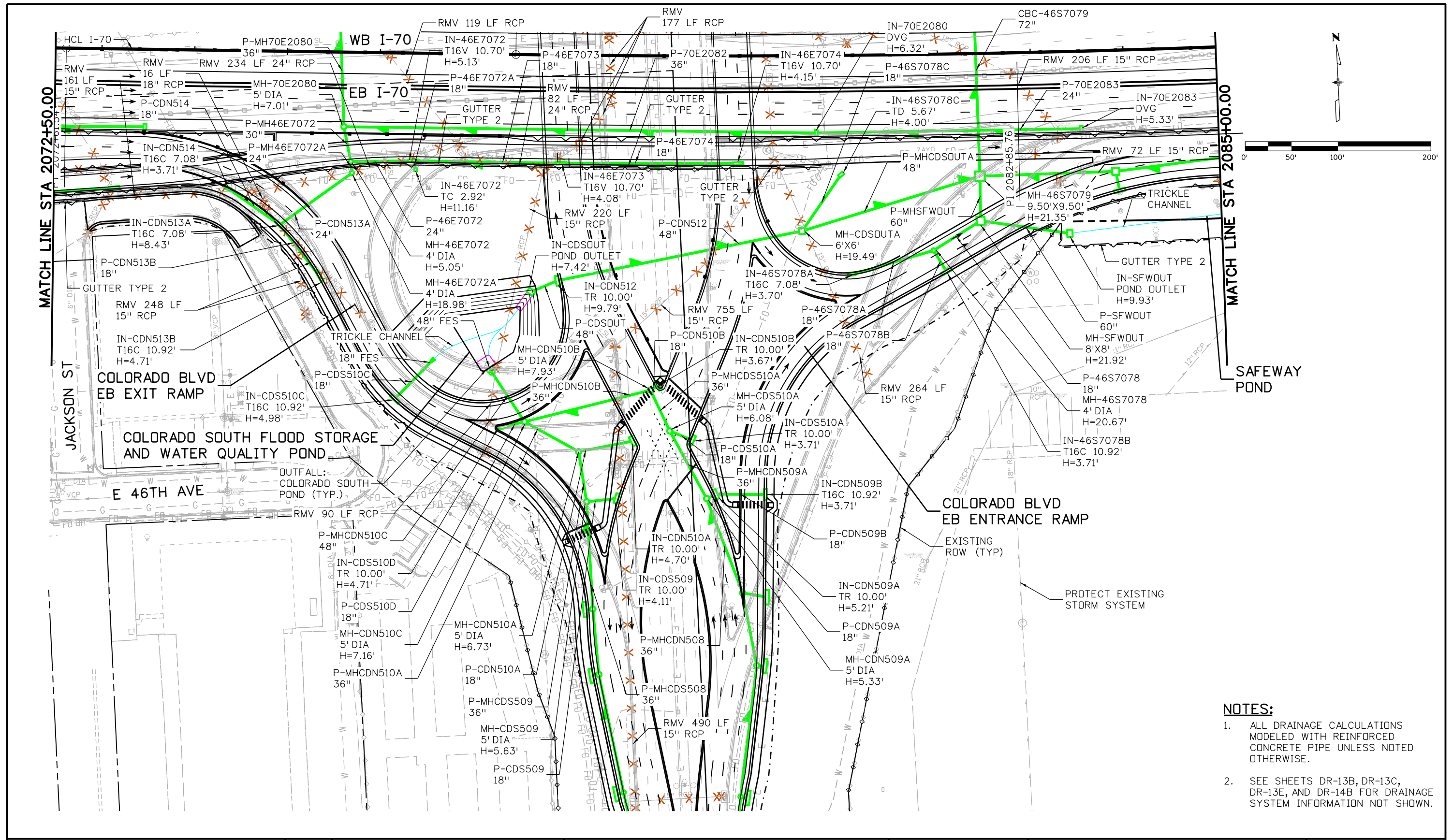
FBR 0704-234

19631

Sheet Number DR-13C

5280 Connectors
Linking I-70 Communities


ovince 3:58:15 PM pwr:\p\WAPPD\MA001\NorthCentral\Omaha\Documents\424981\MKTG0000083066\6_0_CAD_BIM\6.2_Work\In_Progress\6.2.6_Hydraulics\Drawings\19631HYDR_Plan-DR-13D.dgn



- NOTES:**
- ALL DRAINAGE CALCULATIONS MODELED WITH REINFORCED CONCRETE PIPE UNLESS NOTED OTHERWISE.
 - SEE SHEETS DR-13B, DR-13C, DR-13E, AND DR-14B FOR DRAINAGE SYSTEM INFORMATION NOT SHOWN.

Print Date: 5/24/2017
 File Name: 19631HYDR_Plan-DR-13D.dgn
 Scale: 1:100

Sheet Revisions		
Date:	Comments	Init.

Colorado Department of Transportation

 2000 South Holly Street
 Denver, CO 80222
 Phone: 303-757-9295 FAX: 303-757-9963
Region 1

As Constructed
 No Revisions:
 Revised:
 Void:

I-70 DRAINAGE PLAN
 STA 2065+00.00 TO STA 2077+00.00
 Designer: J HOLLON
 Detailer: S ACOSTA
 Sheet Subset: DRAINAGE

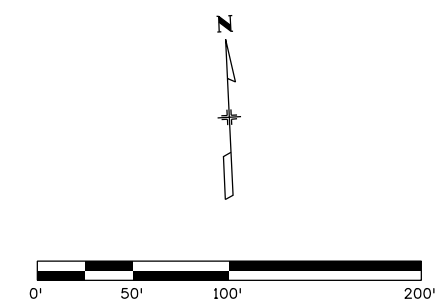
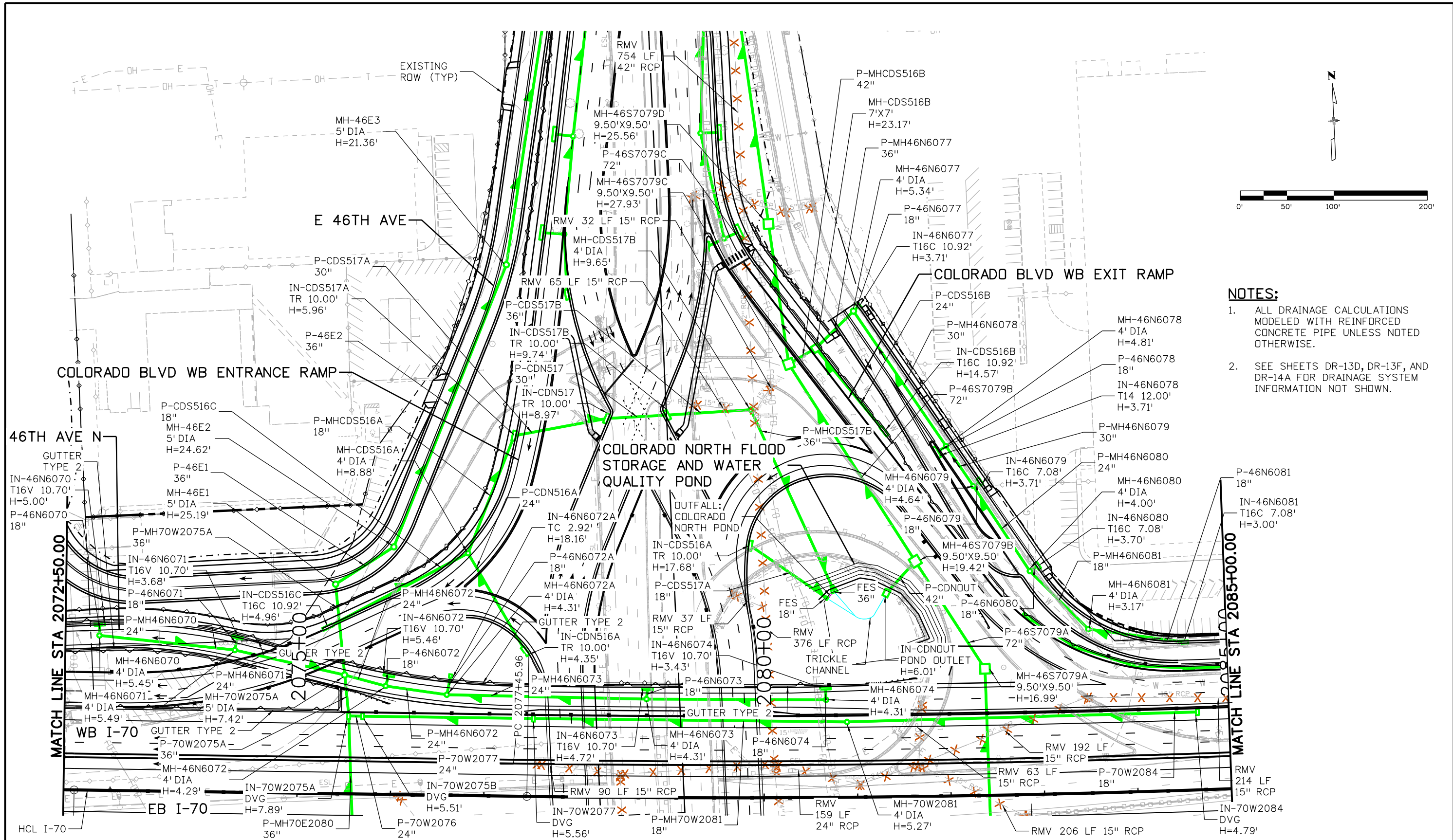
Project No./Code
 FBR 0704-234
 19631
 Sheet Number DR-13D





0000

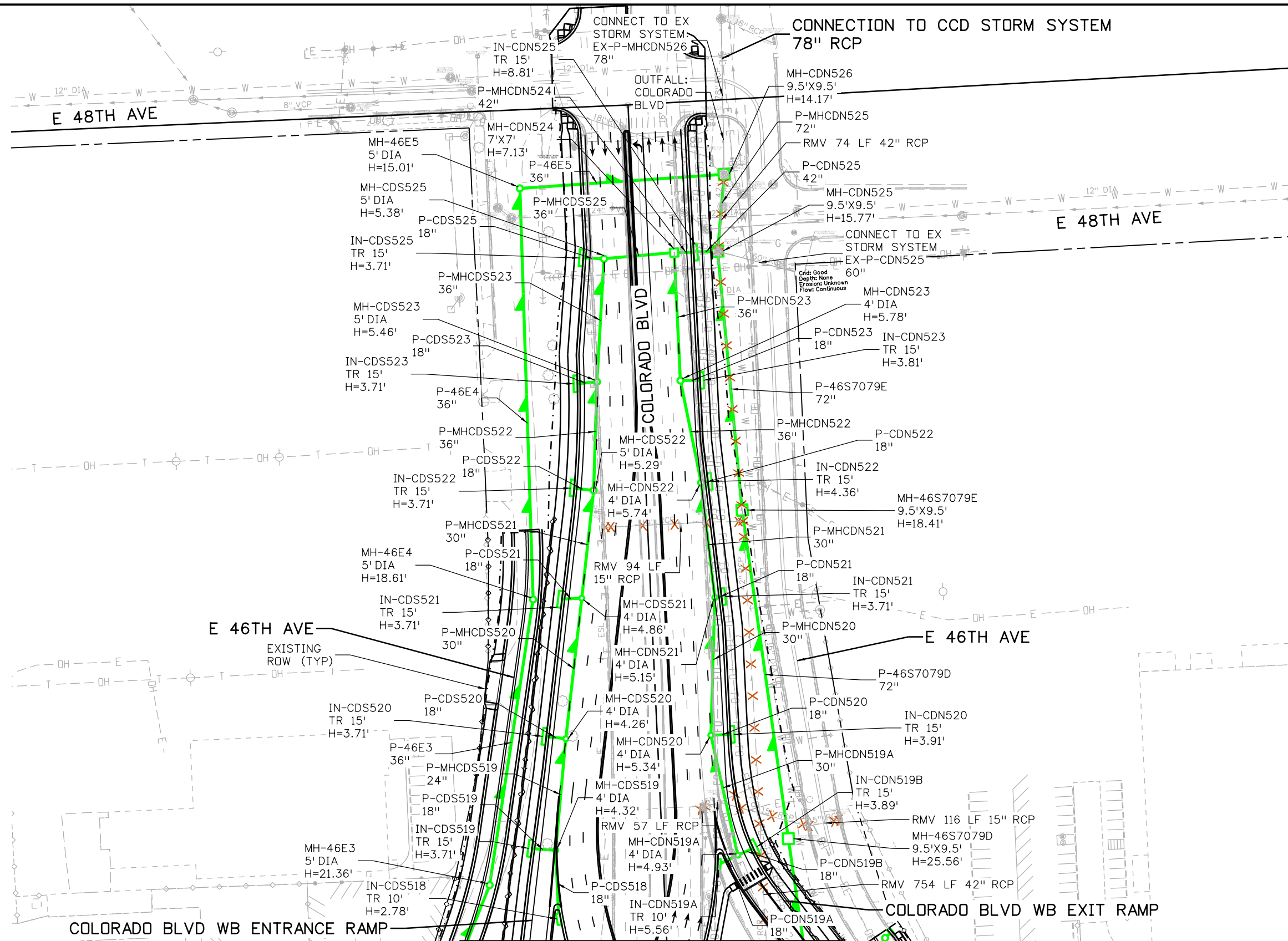
Subset Sheets: 13 of

oance 3:58:23 PM p:\PWAPP\0401\North\Central_Dmaha\Documents\424981\MKTC00000083066\6_0_CAD_BIM\6.2_Work_In_Progress\6.2.6_Hydraulics\Drawings\19631HYDR_Plan-DR-13E.dgn



- NOTES:**
1. ALL DRAINAGE CALCULATIONS MODELED WITH REINFORCED CONCRETE PIPE UNLESS NOTED OTHERWISE.
 2. SEE SHEETS DR-13D, DR-13F, AND DR-14A FOR DRAINAGE SYSTEM INFORMATION NOT SHOWN.

Print Date: 5/24/2017	Sheet Revisions			Colorado Department of Transportation		As Constructed		I-70 DRAINAGE PLAN		Project No./Code	
File Name: 19631HYDR_Plan-DR-13E.dgn	Date:	Comments	Init.	 2000 South Holly Street Denver, CO 80222 Phone: 303-757-9295 FAX: 303-757-9963		No Revisions:		STA 2065+00.00 TO STA 2077+00.00		FBR 0704-234	
Scale: 1:100						Region 1		Revised:		Designer: J HOLLON	
						Void:		Detailer: S ACDSTA		Structure Numbers	
								Sheet Subset: DRAINAGE		Subset Sheets: 13 of	



- NOTES:**
1. ALL DRAINAGE CALCULATIONS MODELED WITH REINFORCED CONCRETE PIPE UNLESS NOTED OTHERWISE.
 2. SEE SHEET DR-13E FOR DRAINAGE SYSTEM INFORMATION NOT SHOWN.

SEE SHEET DR-13E

Print Date: 5/24/2017

File Name: 19631HYDR_Plan-DR-13F.dgn

Scale: 1:100

Sheet Revisions		
Date:	Comments	Init.

Colorado Department of Transportation



2000 South Holly Street
Denver, CO 80222
Phone: 303-757-9295 FAX: 303-757-9963

Region 1

JKE

As Constructed

No Revisions:

Revised:

Void:

I-70
COLORADO BLVD DRAINAGE PLAN
STA 2065+00.00 TO STA 2077+00.00

Designer: J HOLLON
Detailer: S ACOSTA
Sheet Subset: DRAINAGE

Structure Numbers
Subset Sheets: 13 of

Project No./Code

FBR 0704-234

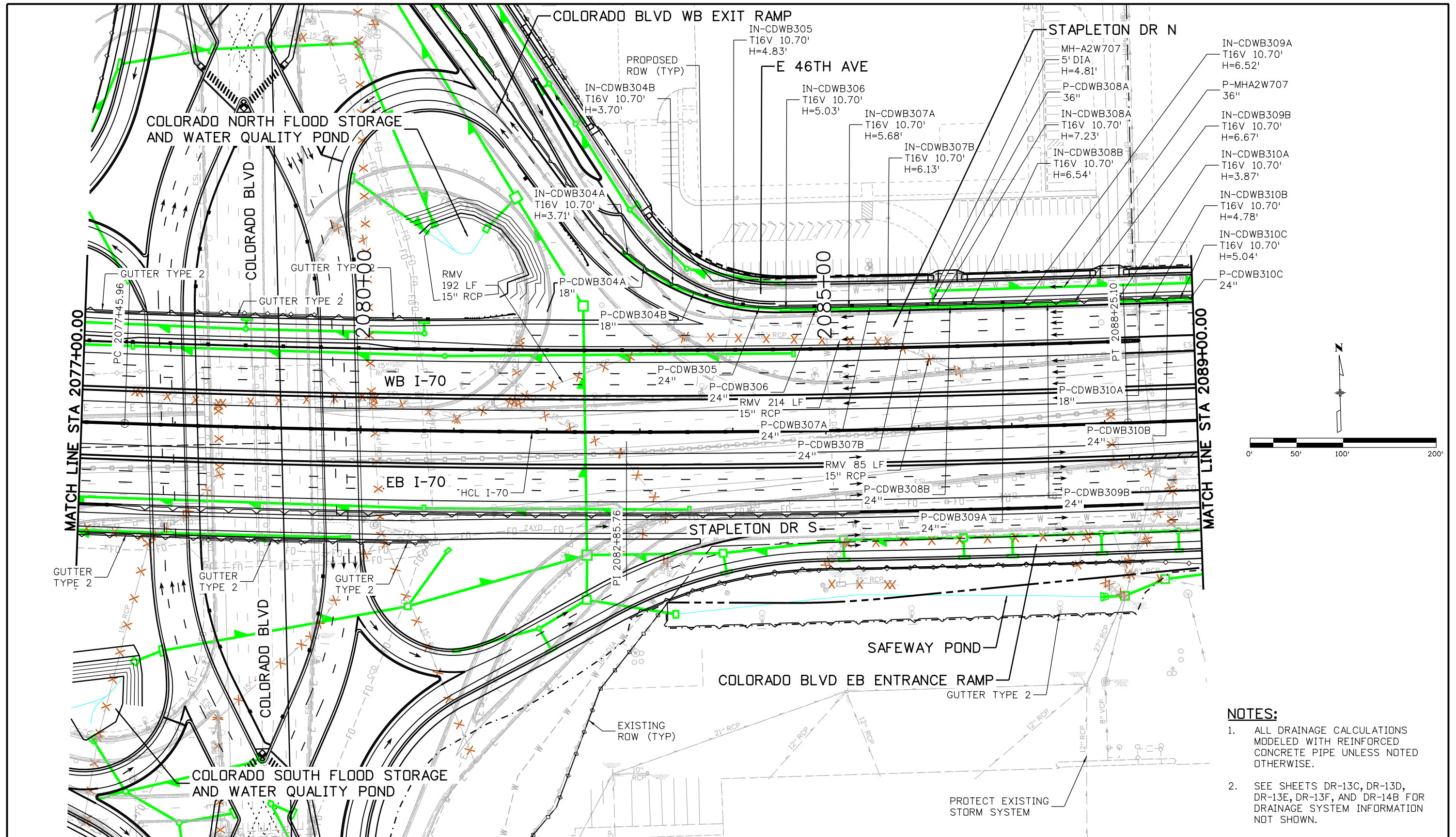
19631

Sheet Number DR-13F



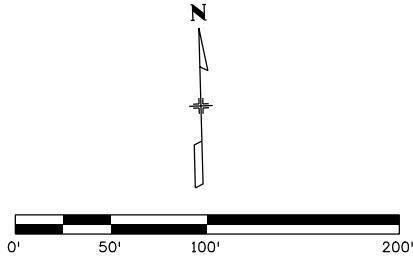
C:\pwork\19631HYDR_Plan-DR-13F.dgn

ovince 3:59:41 PM p:\1\APP\DMA001\NorthCentral_Omaha\Documents\424981\MKTG0000083066\6.0_CAD_BIM\6.2_Work\In_Progress\6.2.6_Hydraulics\Drawings\19631HYDR_Plan-DR-14A.dgn



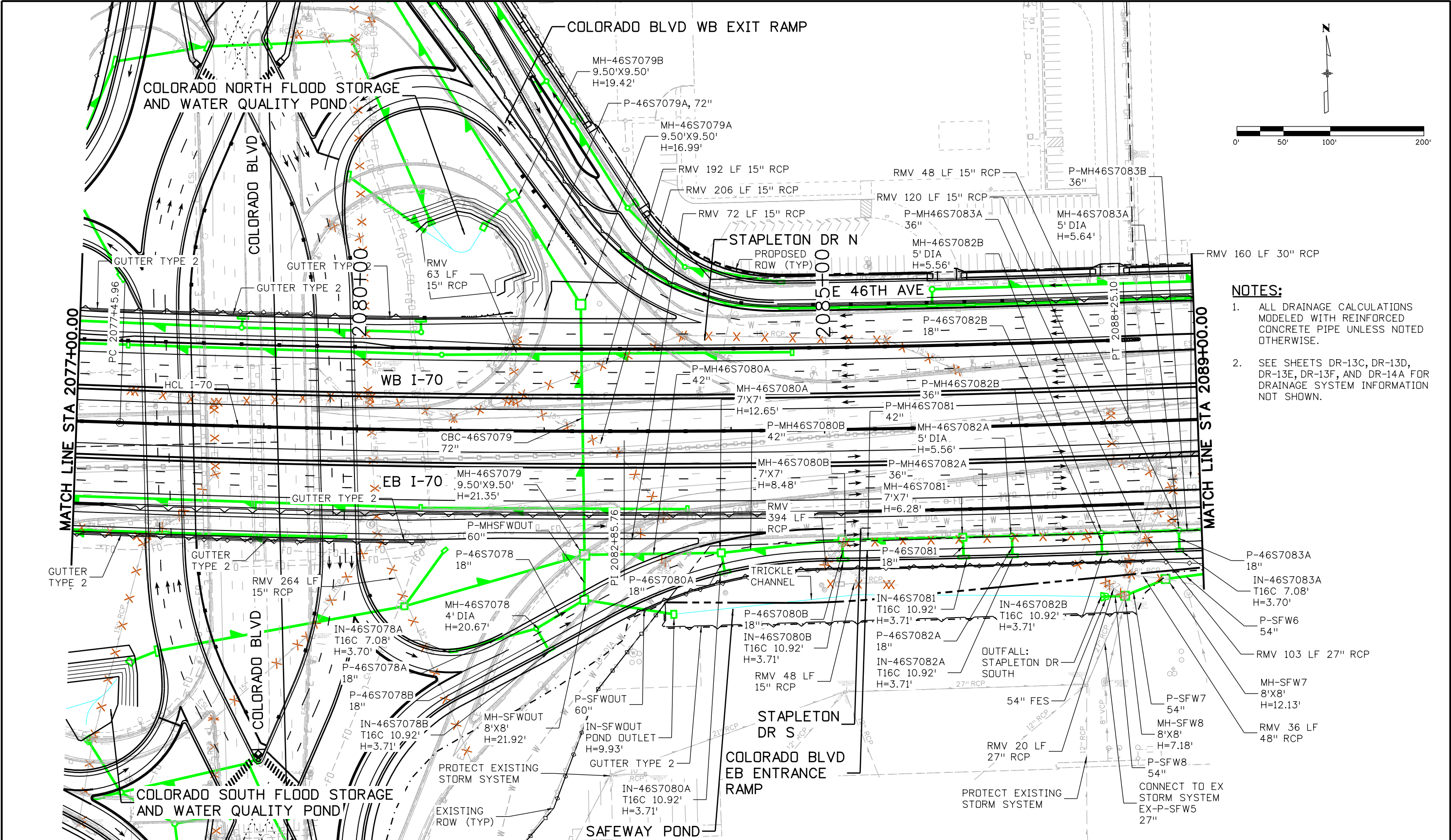
- NOTES:**
1. ALL DRAINAGE CALCULATIONS MODELED WITH REINFORCED CONCRETE PIPE UNLESS NOTED OTHERWISE.
 2. SEE SHEETS DR-13C, DR-13D, DR-13E, DR-13F, AND DR-14B FOR DRAINAGE SYSTEM INFORMATION NOT SHOWN.

Print Date: 5/24/2017 File Name: 19631HYDR_Plan-DR-14A.dgn Scale: 1:100	Sheet Revisions Date: Comments Init.			Colorado Department of Transportation 2000 South Holly Street Denver, CO 80222 Phone: 303-757-9295 FAX: 303-757-9963 Region 1	As Constructed No Revisions: Revised: Void:	I-70 DRAINAGE PLAN STA 2077+00.00 TO STA 2089+00.00		Project No./Code FBR 0704-234 19631 Sheet Number DR-14A
						Designer: J HOLLON Detailer: S ACOSTA Sheet Subset: DRAINAGE	Structure Numbers Subset Sheets: 14 of	



NOTES:

- ALL DRAINAGE CALCULATIONS MODELED WITH REINFORCED CONCRETE PIPE UNLESS NOTED OTHERWISE.
- SEE SHEETS DR-13C, DR-13D, DR-13E, DR-13F, AND DR-14A FOR DRAINAGE SYSTEM INFORMATION NOT SHOWN.



Print Date: 5/24/2017

File Name: 19631HYDR_Plan-DR-14B.dgn

Scale: 1:100

Sheet Revisions			
Date:	Comments	Init.	

Colorado Department of Transportation

Region 1

2000 South Holly Street
Denver, CO 80222
Phone: 303-757-9295 FAX: 303-757-9963

JKE

As Constructed
No Revisions:
Revised:
Void:

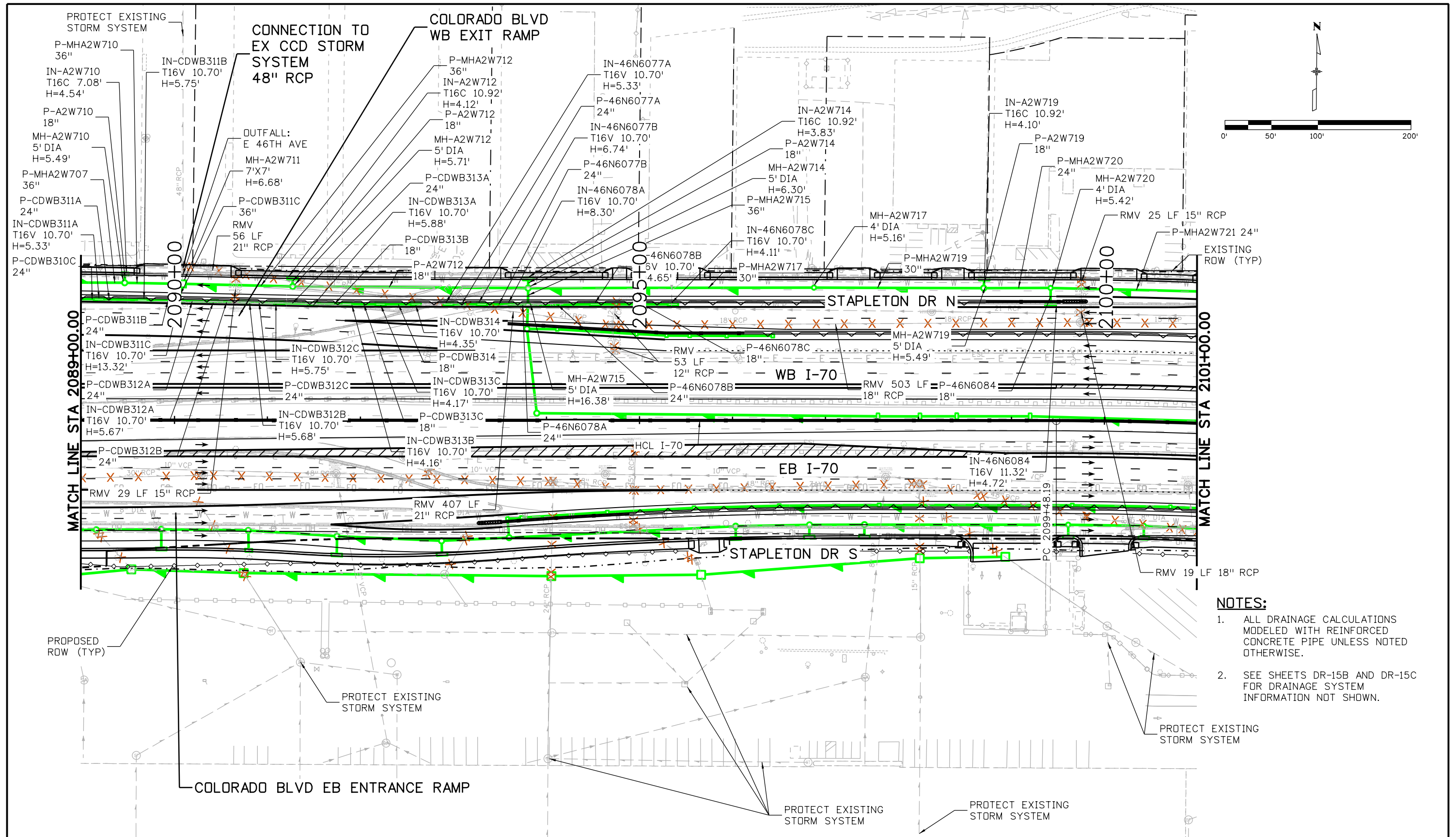
I-70
DRAINAGE PLAN
STA 2077+00.00 TO STA 2089+00.00

Designer:	J HOLLON	Structure Numbers:	
Detailer:	S ACOSTA	Subset Sheets:	14 of

Project No./Code
FBR 0704-234
19631
Sheet Number DR-14B

D:\PWA\PPMA001\NorthCentral\Omaha\Documents\424981\MKTCG0000080366\6.0_CAD_BIM\6.2_Work..._In_Progress\6.2.6_Hydraulics\Drawings\19631HYDR_Plan-DR-14B.dgn

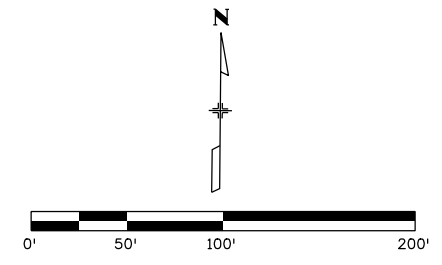
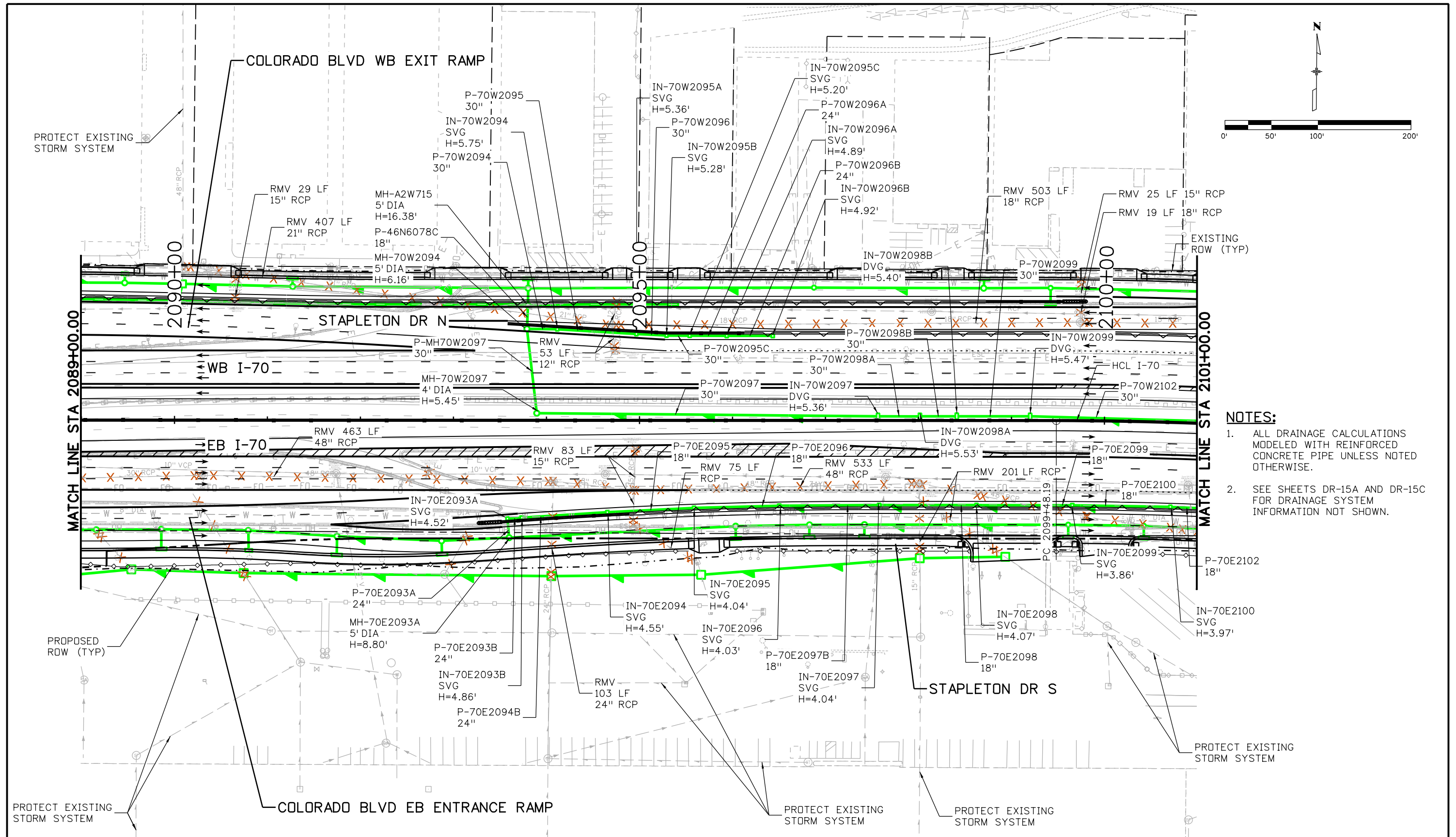
ovince 3:59:59 PM p:\p\APP\PM\001\North\Central\Omaha\Documents\424981\MKTG\0000083066\6_0_CAD_BIM\6.2_6_Hydraulics\Drawings\19631HYDR_Plan-DR-15A.dgn



- NOTES:**
- ALL DRAINAGE CALCULATIONS MODELED WITH REINFORCED CONCRETE PIPE UNLESS NOTED OTHERWISE.
 - SEE SHEETS DR-15B AND DR-15C FOR DRAINAGE SYSTEM INFORMATION NOT SHOWN.

Print Date: 5/24/2017	Sheet Revisions			Colorado Department of Transportation 2000 South Holly Street Denver, CO 80222 Phone: 303-757-9295 FAX: 303-757-9963 Region 1	As Constructed No Revisions: Revised: Void:	I-70 DRAINAGE PLAN STA 2089+00.00 TO STA 2101+00.00		Project No./Code
File Name: 19631HYDR_Plan-DR-15A.dgn	Date:	Comments	Init.			Designer: J HOLLON Detailer: S ACOSTA Sheet Subset: DRAINAGE	Structure Numbers Subset Sheets: 15 of	FBR 0704-234
Scale: 1:100				JKE		19631	Sheet Number DR-15A	

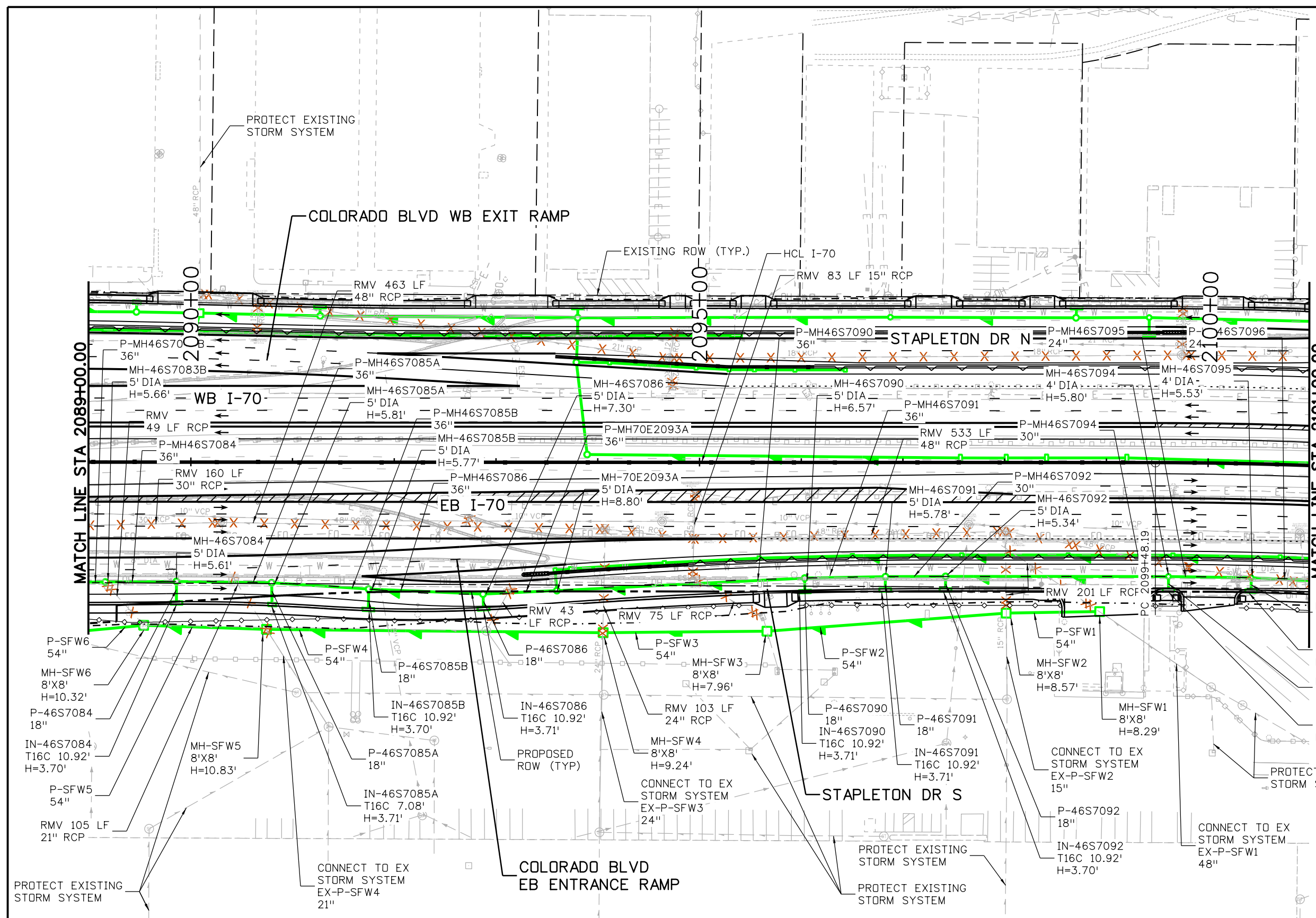
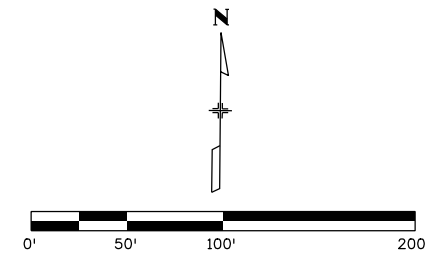
c:\pwworkspace\19631HYDR\Drawings\19631HYDR_Plan-DR-15B.dgn
 4:00:08 PM p:\pwworkspace\19631HYDR\Drawings\19631HYDR_Plan-DR-15B.dgn
 4:24:981\MKTC0000083066\6_0_CAD_BIM\6.2_Work_In_Progress\6.2.6_Hydraulics\Drawings\19631HYDR_Plan-DR-15B.dgn



- NOTES:**
- ALL DRAINAGE CALCULATIONS MODELED WITH REINFORCED CONCRETE PIPE UNLESS NOTED OTHERWISE.
 - SEE SHEETS DR-15A AND DR-15C FOR DRAINAGE SYSTEM INFORMATION NOT SHOWN.

Print Date: 5/24/2017	Sheet Revisions			Colorado Department of Transportation 2000 South Holly Street Denver, CO 80222 Phone: 303-757-9295 FAX: 303-757-9963 Region 1	As Constructed No Revisions: Revised: Void:	I-70 DRAINAGE PLAN		Project No./Code FBR 0704-234 19631 Sheet Number DR-15B
File Name: 19631HYDR_Plan-DR-15B.dgn	Date:	Comments	Init.			STA 2089+00.00 TO STA 2101+00.00		
Scale: 1:100				 Linking I-70 Communities	Designer: J HOLLON Detailer: S ACOSTA Sheet Subset: DRAINAGE		Structure Numbers Subset Sheets: 15 of	

AVANCE 5:20:52 PM P:\PWAPPD\MA001\NorthCentral_Dmaha\Documents\424981\MKTG0000083066\6.0_CAD_BTM_6.2_Work_In_Progress\6.2.6_Hydraulics\Drawings\19631HYDR_Plan-DR-15C.dgn



- NOTES:**
1. ALL DRAINAGE CALCULATIONS MODELED WITH REINFORCED CONCRETE PIPE UNLESS NOTED OTHERWISE.
 2. SEE SHEETS DR-15A AND DR-15B FOR DRAINAGE SYSTEM INFORMATION NOT SHOWN.

Print Date: 5/24/2017
 File Name: 19631HYDR_Plan-DR-15C.dgn
 Scale: 1:100

Sheet Revisions		
Date:	Comments	Init.

Colorado Department of Transportation

2000 South Holly Street
 Denver, CO 80222
 Phone: 303-757-9295 FAX: 303-757-9963

Region 1 JKE

As Constructed
No Revisions:
Revised:
Void:

I-70
DRAINAGE PLAN
 STA 2089+00.00 TO STA 2101+00.00

Designer: J HOLLON	Structure Numbers
Detailer: S ACOSTA	
Sheet Subset: DRAINAGE	Subset Sheets: 15 of

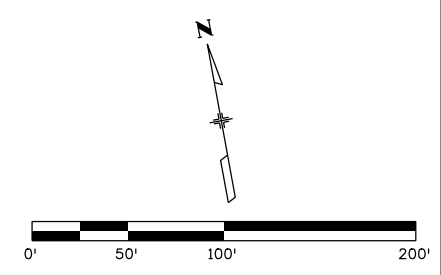
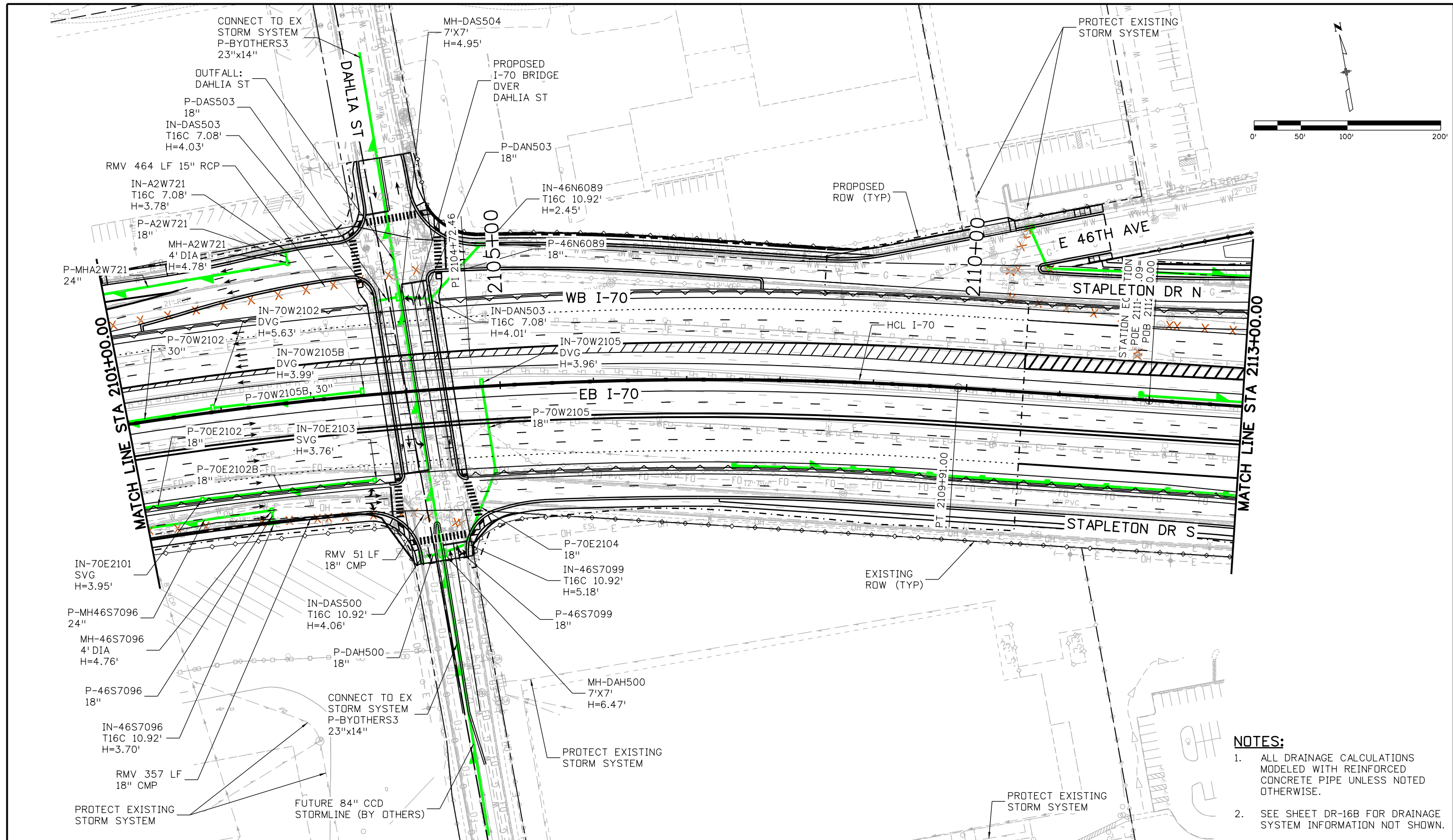
Project No./Code
 FBR 0704-234

19631

Sheet Number **DR-15C**



ovince 4:00:27 PM p:\PWP\PPOMA001\NorthCentral_Dmoha\Documents\424981\MKTC00000083066\6.0_CAD_BIM\6.2_Work_In_Progress\6.2.6_Hydraulics\Drawings\19631HYDR_Plan-DR-16A.dgn



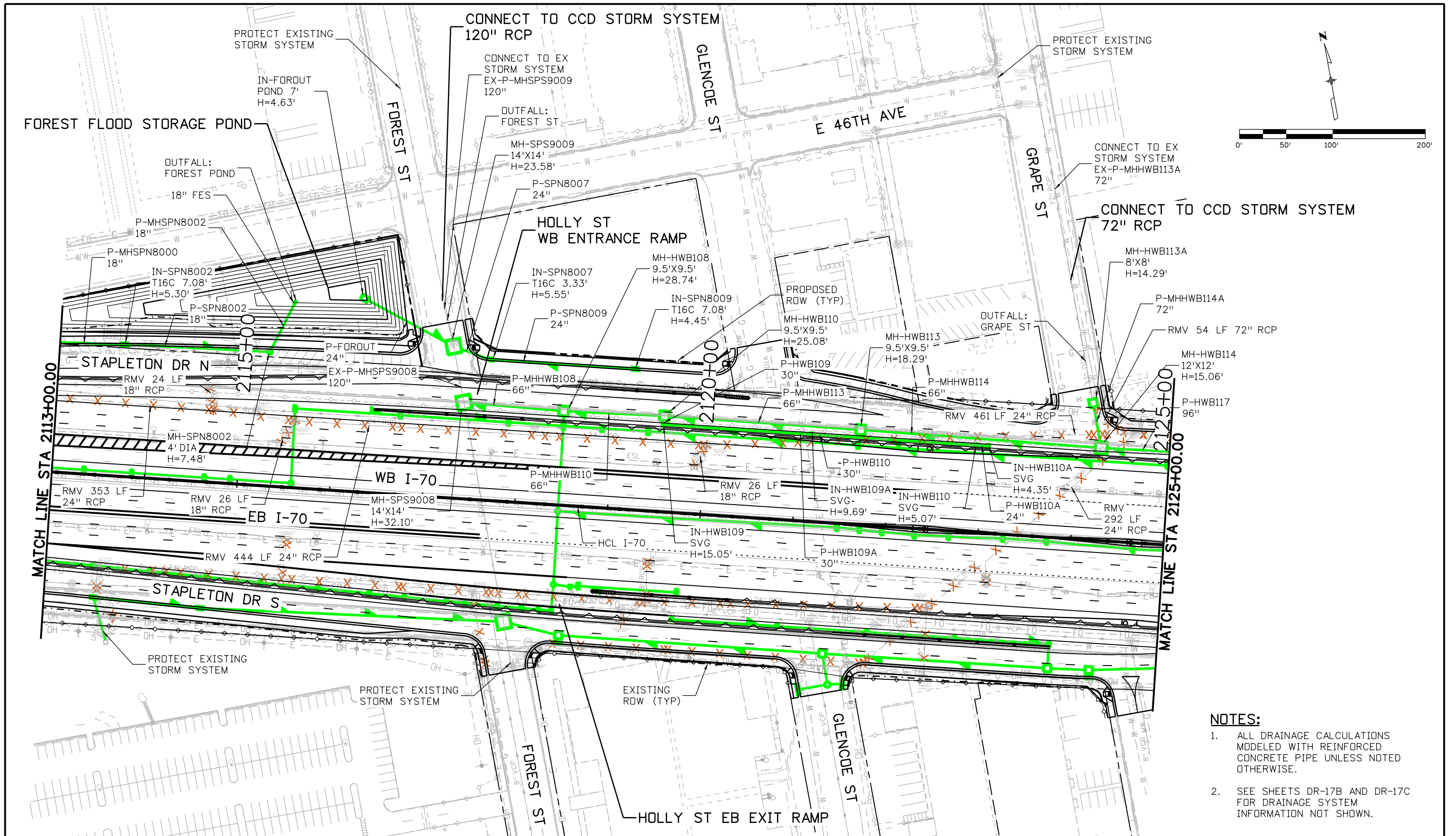
- NOTES:**
- ALL DRAINAGE CALCULATIONS MODELED WITH REINFORCED CONCRETE PIPE UNLESS NOTED OTHERWISE.
 - SEE SHEET DR-16B FOR DRAINAGE SYSTEM INFORMATION NOT SHOWN.

Print Date: 5/24/2017 File Name: 19631HYDR_Plan-DR-16A.dgn Scale: 1:100		Sheet Revisions <table border="1" style="width: 100%; border-collapse: collapse;"> <thead> <tr> <th style="width: 10%;">Date:</th> <th style="width: 60%;">Comments</th> <th style="width: 30%;">Init.</th> </tr> </thead> <tbody> <tr><td> </td><td> </td><td> </td></tr> <tr><td> </td><td> </td><td> </td></tr> <tr><td> </td><td> </td><td> </td></tr> </tbody> </table>		Date:	Comments	Init.										Colorado Department of Transportation 2000 South Holly Street Denver, CO 80222 Phone: 303-757-9295 FAX: 303-757-9963 Region 1		As Constructed No Revisions: Revised: Void:		I-70 DRAINAGE PLAN STA 2101+00.00 TO STA 2113+00.00 Designer: J HOLLON Detailer: S ACOSTA Sheet Subset: DRAINAGE		Project No./Code FBR 0704-234 19631 Sheet Number DR-16A	
Date:	Comments	Init.																					



0000

c:\pwworking\pwworking\NorthCentral\dmaha\Documents\424981\WKTC0000083066\6.0_CAD_BIM\6.2_Work_In_Progress\6.2.6_Hydraulics\Drawings\19631HYDR_Plan-DR-17A.dgn
 4/24/2017 4:00:50 PM



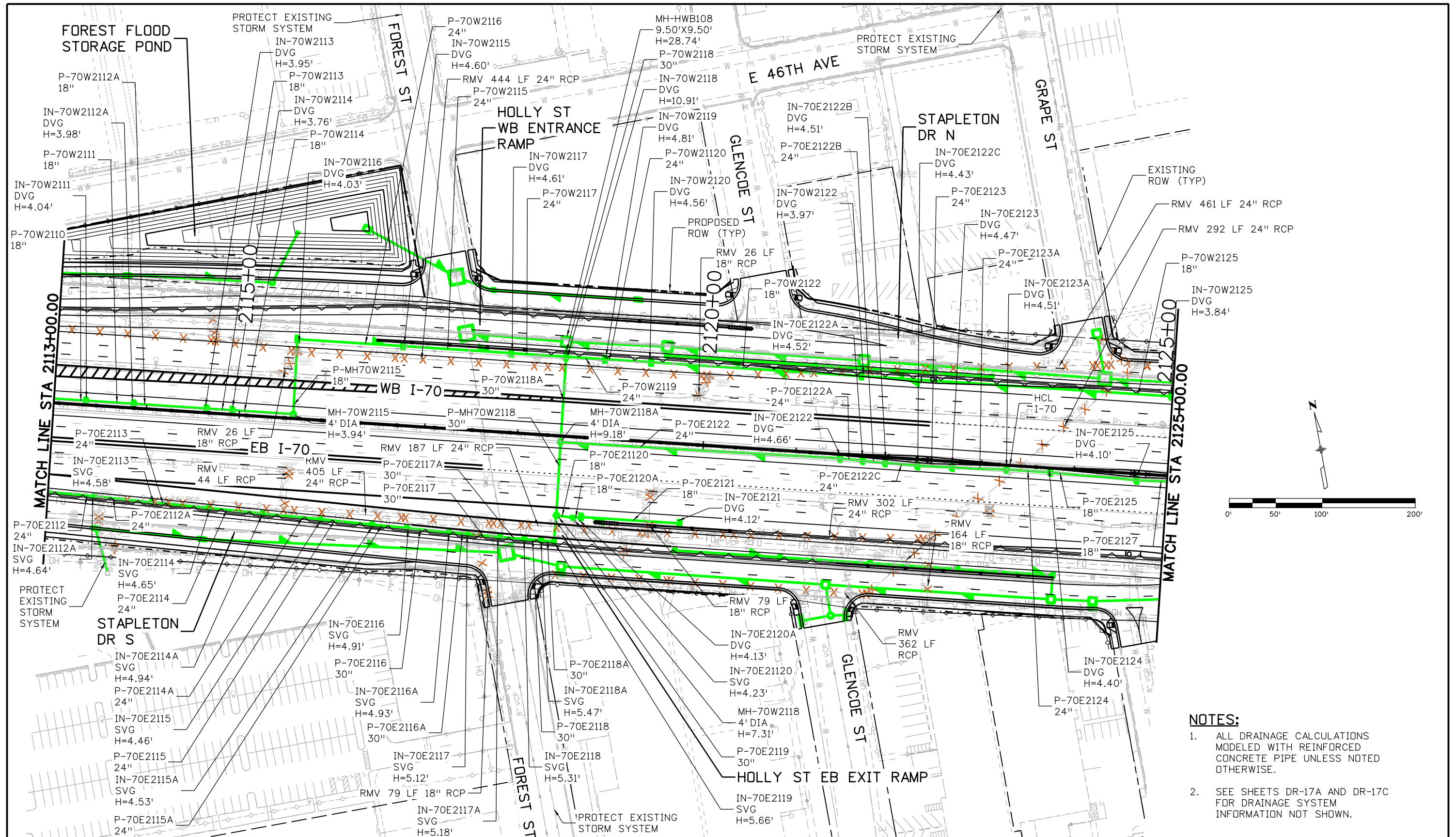
- NOTES:**
- ALL DRAINAGE CALCULATIONS MODELED WITH REINFORCED CONCRETE PIPE UNLESS NOTED OTHERWISE.
 - SEE SHEETS DR-17B AND DR-17C FOR DRAINAGE SYSTEM INFORMATION NOT SHOWN.

Print Date: 5/24/2017 File Name: 19631HYDR_Plan-DR-17A.dgn Scale: 1:100		Sheet Revisions <table border="1"> <thead> <tr> <th>Date:</th> <th>Comments</th> <th>Init.</th> </tr> </thead> <tbody> <tr> <td> </td> <td> </td> <td> </td> </tr> <tr> <td> </td> <td> </td> <td> </td> </tr> </tbody> </table>		Date:	Comments	Init.							Colorado Department of Transportation  2000 South Holly Street Denver, CO 80222 Phone: 303-757-9295 FAX: 303-757-9963 Region 1		As Constructed No Revisions: Revised: Void:		I-70 DRAINAGE PLAN STA 2113+00.00 TO STA 2125+00.00 Designer: J HOLLON Detailer: S ACOSTA Sheet Subset: DRAINAGE		Project No./Code FBR 0704-234 19631 Sheet Number DR-17A	
Date:	Comments	Init.																		



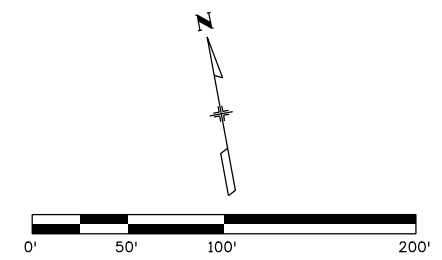
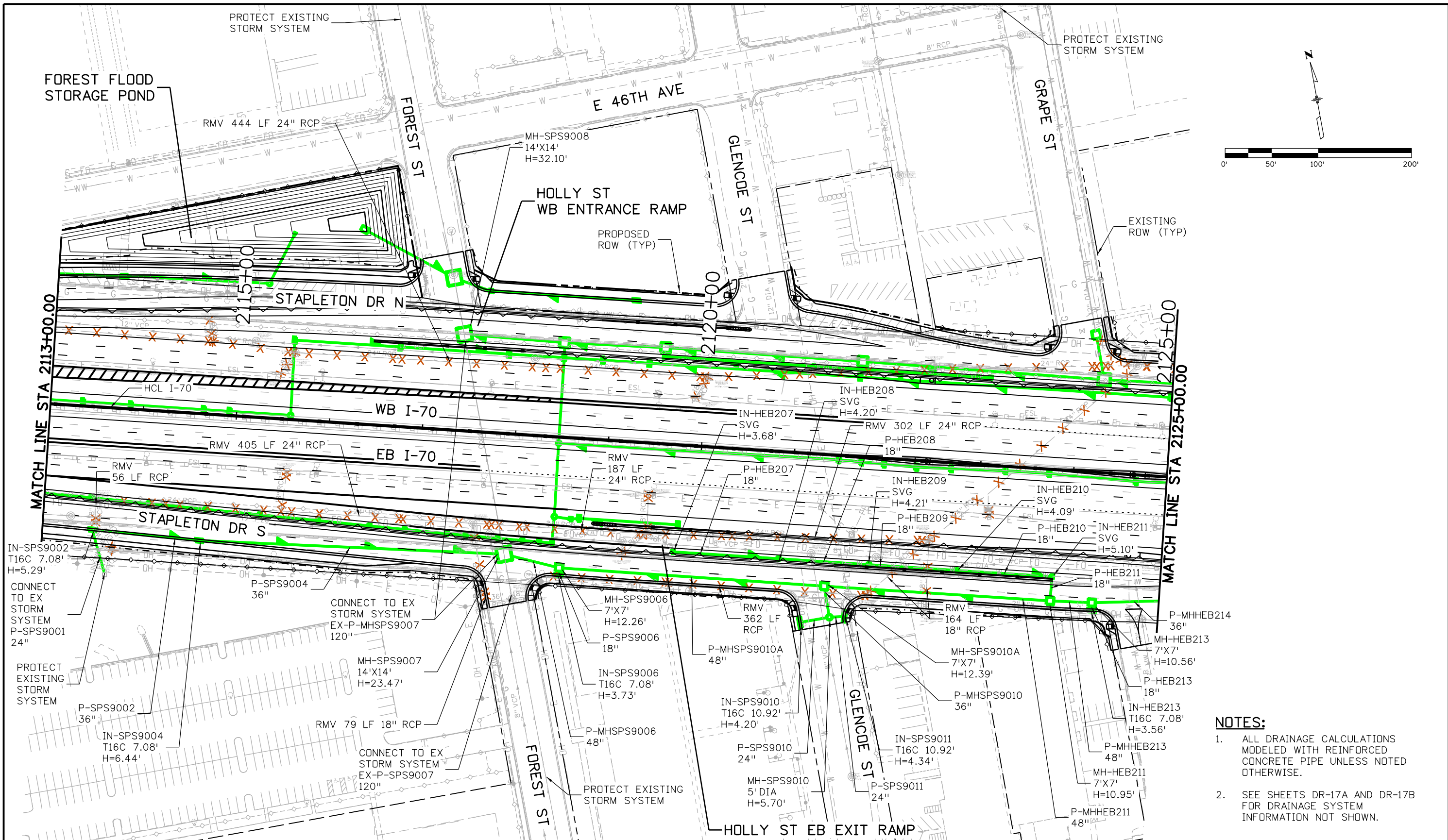
0000

ovince 4:01:00 PM pwr:\pwwpfdma001\NorthCentral\Omaha\Documents\424981\MKTG0000083066\6_CAD_BIM\6.2_Work\In_Progress\6.2.6_Hydraulics\Drawings\19631HYDR_Plan-DR-17B.dgn



- NOTES:**
- ALL DRAINAGE CALCULATIONS MODELED WITH REINFORCED CONCRETE PIPE UNLESS NOTED OTHERWISE.
 - SEE SHEETS DR-17A AND DR-17C FOR DRAINAGE SYSTEM INFORMATION NOT SHOWN.


Print Date: 5/24/2017	Sheet Revisions			Colorado Department of Transportation 2000 South Holly Street Denver, CO 80222 Phone: 303-757-9295 FAX: 303-757-9963 Region 1	As Constructed No Revisions: Revised: Void:	I-70 DRAINAGE PLAN STA 2113+00.00 TO STA 2125+00.00		Project No./Code
File Name: 19631HYDR_Plan-DR-17B.dgn	Date:	Comments	Init.			Designer: J HOLLON	Structure Numbers	FBR 0704-234
Scale: 1:100				JKE	Detailer: S ACOSTA	19631		
5280 Connectors Linking I-70 Communities					Sheet Subset: DRAINAGE	Subset Sheets: 17 of	Sheet Number DR-17B	



NOTES:
1. ALL DRAINAGE CALCULATIONS MODELED WITH REINFORCED CONCRETE PIPE UNLESS NOTED OTHERWISE.
2. SEE SHEETS DR-17A AND DR-17B FOR DRAINAGE SYSTEM INFORMATION NOT SHOWN.

Print Date: 5/24/2017
File Name: 19631HYDR_Plan-DR-17C.dgn
Scale: 1:100
5280 Connectors
Linking I-70 Communities

Sheet Revisions			
Date:	Comments	Init.	

Colorado Department of Transportation

2000 South Holly Street
Denver, CO 80222
Phone: 303-757-9295 FAX: 303-757-9963
Region 1
JKE

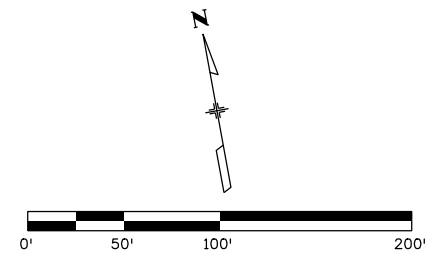
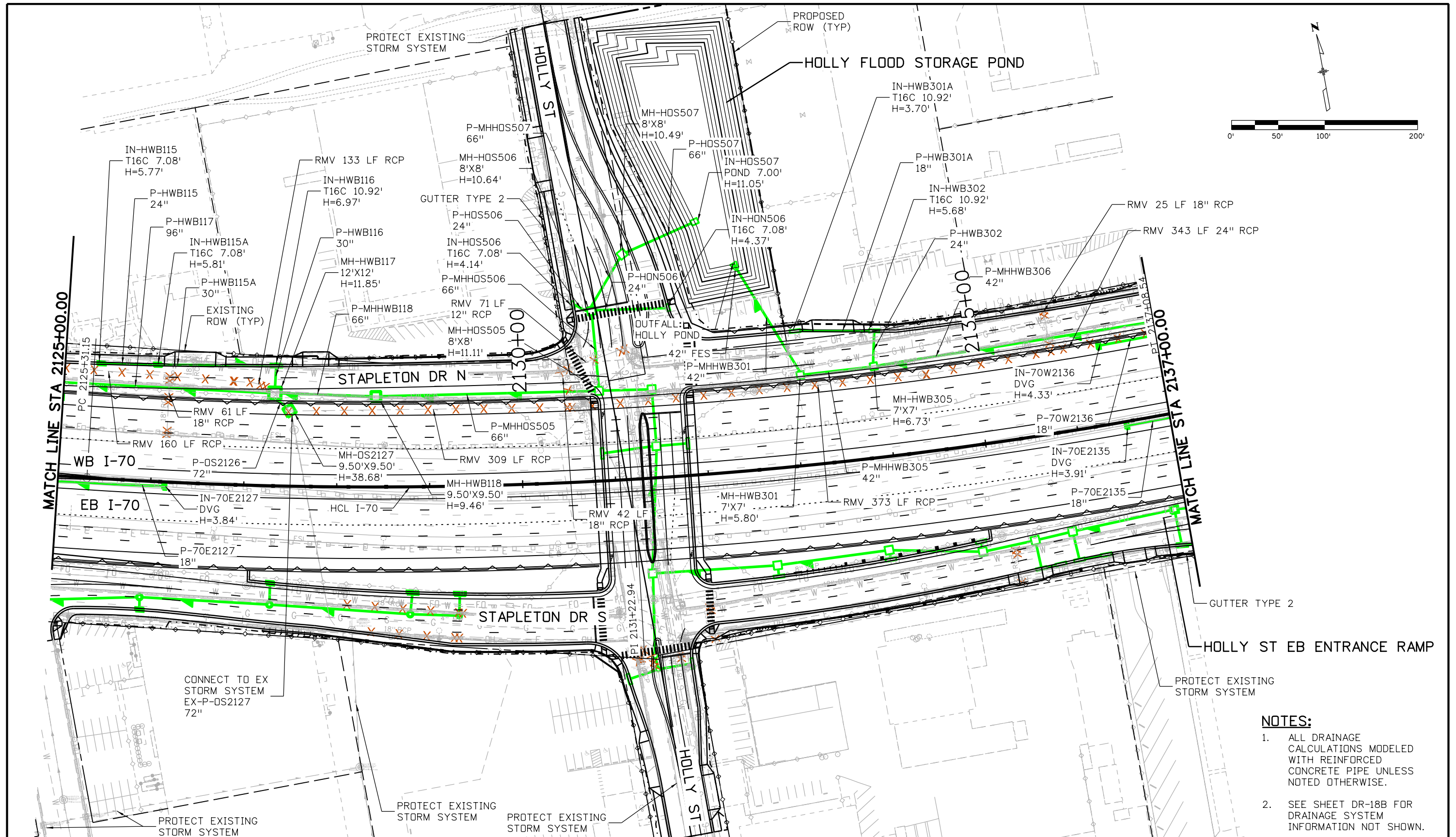
As Constructed
No Revisions:
Revised:
Void:

I-70 DRAINAGE PLAN
STA 2113+00.00 TO STA 2125+00.00

Designer: J HOLLON
Detailer: S ACOSTA
Sheet Subset: DRAINAGE

Project No./Code
FBR 0704-234
19631
Sheet Number **DR-17C**

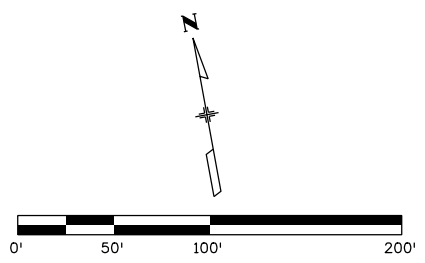
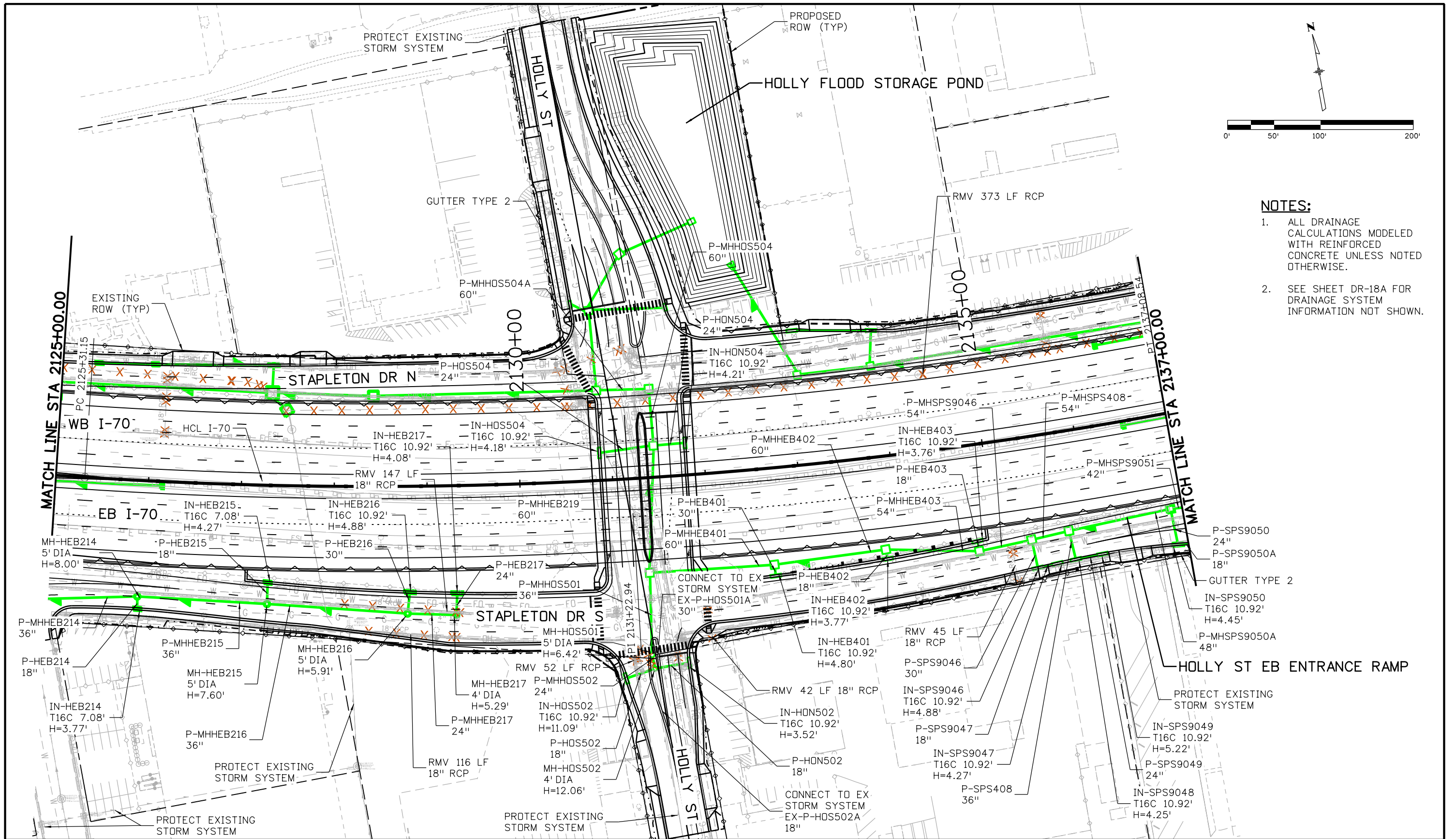
AVANCE 5:21:08 PM pw:\P\WAPPD\01:NorthCentral_Dmaha\Documents\424981_MKT\0000083066\6.0_CAD_BIM\6.2_Work_In_Progress\6.2.6_Hydraulics\Drawings\19631HYDR_Plan-DR-18A.dgn



- NOTES:**
- ALL DRAINAGE CALCULATIONS MODELED WITH REINFORCED CONCRETE PIPE UNLESS NOTED OTHERWISE.
 - SEE SHEET DR-18B FOR DRAINAGE SYSTEM INFORMATION NOT SHOWN.

Print Date: 5/24/2017		Sheet Revisions		Colorado Department of Transportation		As Constructed		I-70 DRAINAGE PLAN		Project No./Code	
File Name: 19631HYDR_Plan-DR-18A.dgn		Date:	Comments	Init.	2000 South Holly Street Denver, CO 80222 Phone: 303-757-9295 FAX: 303-757-9963		No Revisions:		STA 2125+00.00 TO STA 2137+00.00		FBR 0704-234
Scale: 1:100					Region 1		Revised:		Designer: J HOLLON	Structure Numbers	19631
5280 Connectors Linking I-70 Communities					JKE		Void:		Detailer: S ACOSTA	Subset Sheets: 18 of	Sheet Number DR-18A

AVANCE 5:21:19 PM p:\FPAPPDM001\North\Central\Omaha\Documents\424981\MKTG0000083066\6_0_CAD_BIM\6.2_Work\In_Progress\6.2.6_Hydraulics\Drawings\19631HYDR_Plan-DR-18B.dgn



- NOTES:**
- ALL DRAINAGE CALCULATIONS MODELED WITH REINFORCED CONCRETE UNLESS NOTED OTHERWISE.
 - SEE SHEET DR-18A FOR DRAINAGE SYSTEM INFORMATION NOT SHOWN.

Print Date: 5/24/2017
 File Name: 19631HYDR_Plan-DR-18B.dgn
 Scale: 1:100

5280 Connectors
 Linking I-70 Communities

Sheet Revisions		
Date:	Comments	Init.

Colorado Department of Transportation

2000 South Holly Street
 Denver, CO 80222
 Phone: 303-757-9295 FAX: 303-757-9963

Region 1 JKE

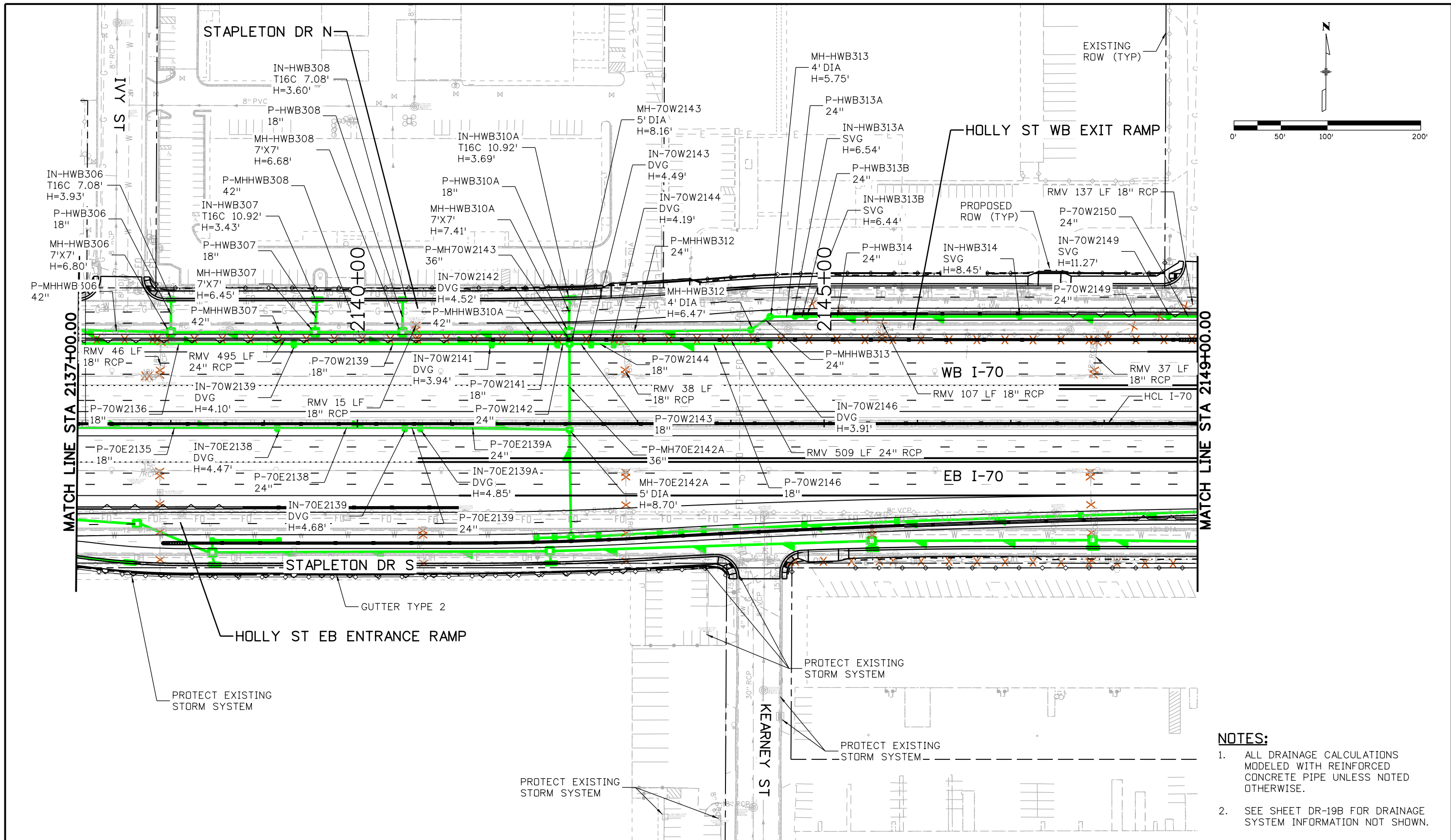
As Constructed
No Revisions:
Revised:
Void:

I-70
DRAINAGE PLAN
 STA 2125+00.00 TO STA 2137+00.00

Designer:	J HOLLON	Structure Numbers	
Detailer:	S ACOSTA		
Sheet Subset:	DRAINAGE		Subset Sheets: 18 of

Project No./Code	FBR 0704-234
	19631
Sheet Number	DR-18B

ovance 4:01:39 PM pwr:\p\APP\DMA001\NorthCentral_Dmaha\Documents\424981\MKTG0000083066\6_0_CAD_BIM\6.2_Work_In_Progress\6.2.6_Hydraulics\Drawings\19631HYDR_Plan-DR-19A.dgn

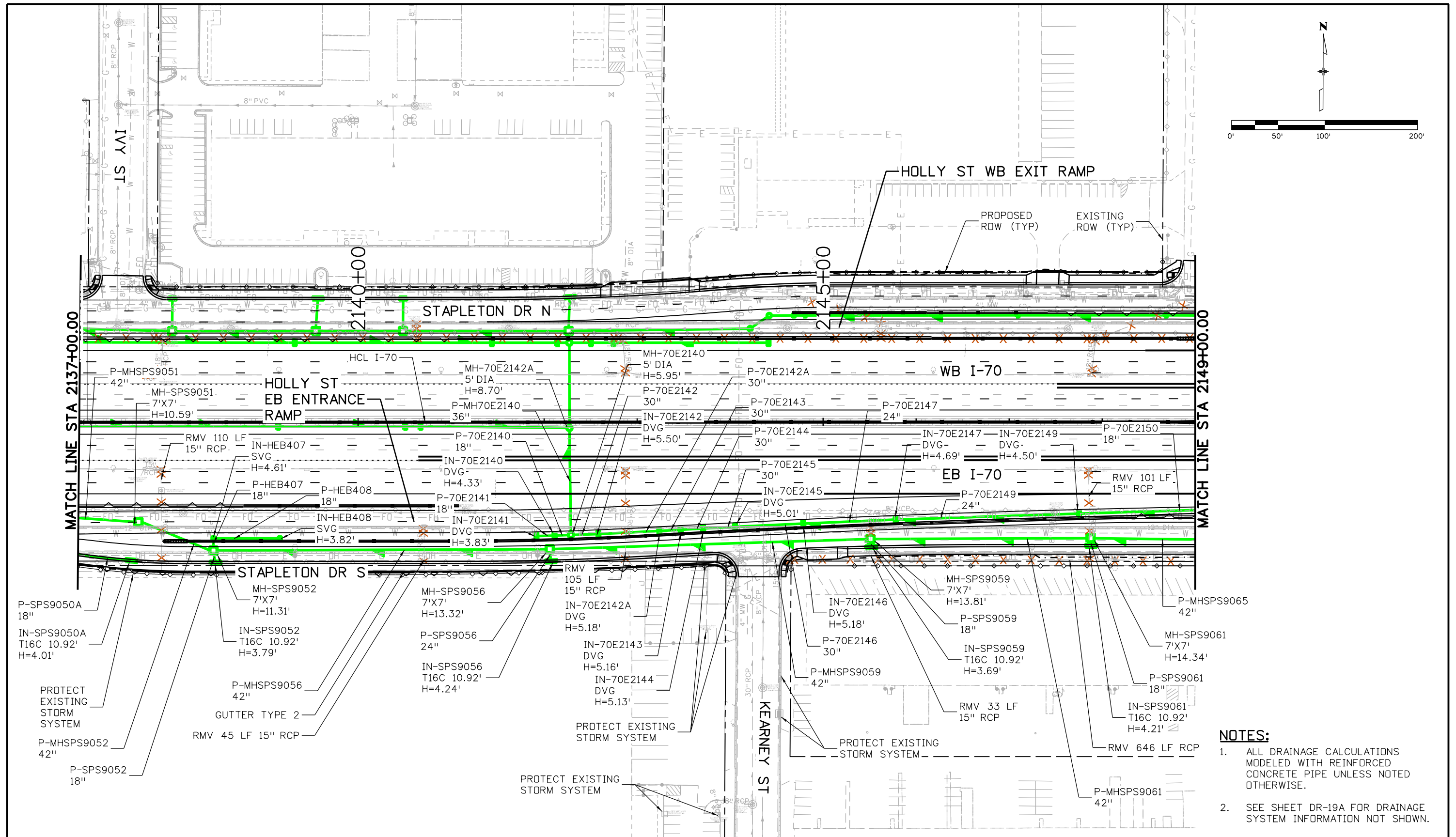
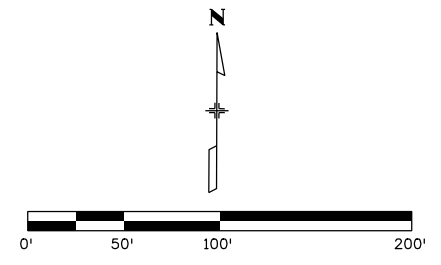


- NOTES:**
1. ALL DRAINAGE CALCULATIONS MODELED WITH REINFORCED CONCRETE PIPE UNLESS NOTED OTHERWISE.
 2. SEE SHEET DR-19B FOR DRAINAGE SYSTEM INFORMATION NOT SHOWN.

Print Date: 5/24/2017	Sheet Revisions			Colorado Department of Transportation  2000 South Holly Street Denver, CO 80222 Phone: 303-757-9295 FAX: 303-757-9963 Region 1	As Constructed No Revisions: Revised: Void:	I-70 DRAINAGE PLAN STA 2137+00.00 TO STA 2149+00.00		Project No./Code
File Name: 19631HYDR_Plan-DR-19A.dgn	Date:	Comments	Init.			Designer: J HOLLON Detailer: S ACOSTA Sheet Subset: DRAINAGE	Structure Numbers Subset Sheets: 19 of	FBR 0704-234 19631 Sheet Number DR-19A
Scale: 1:100					No Revisions: Revised: Void:			



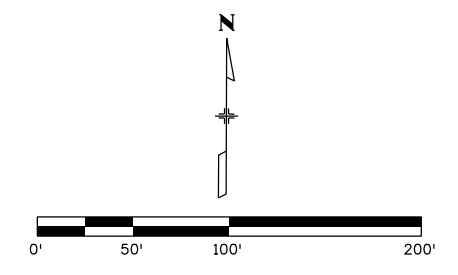
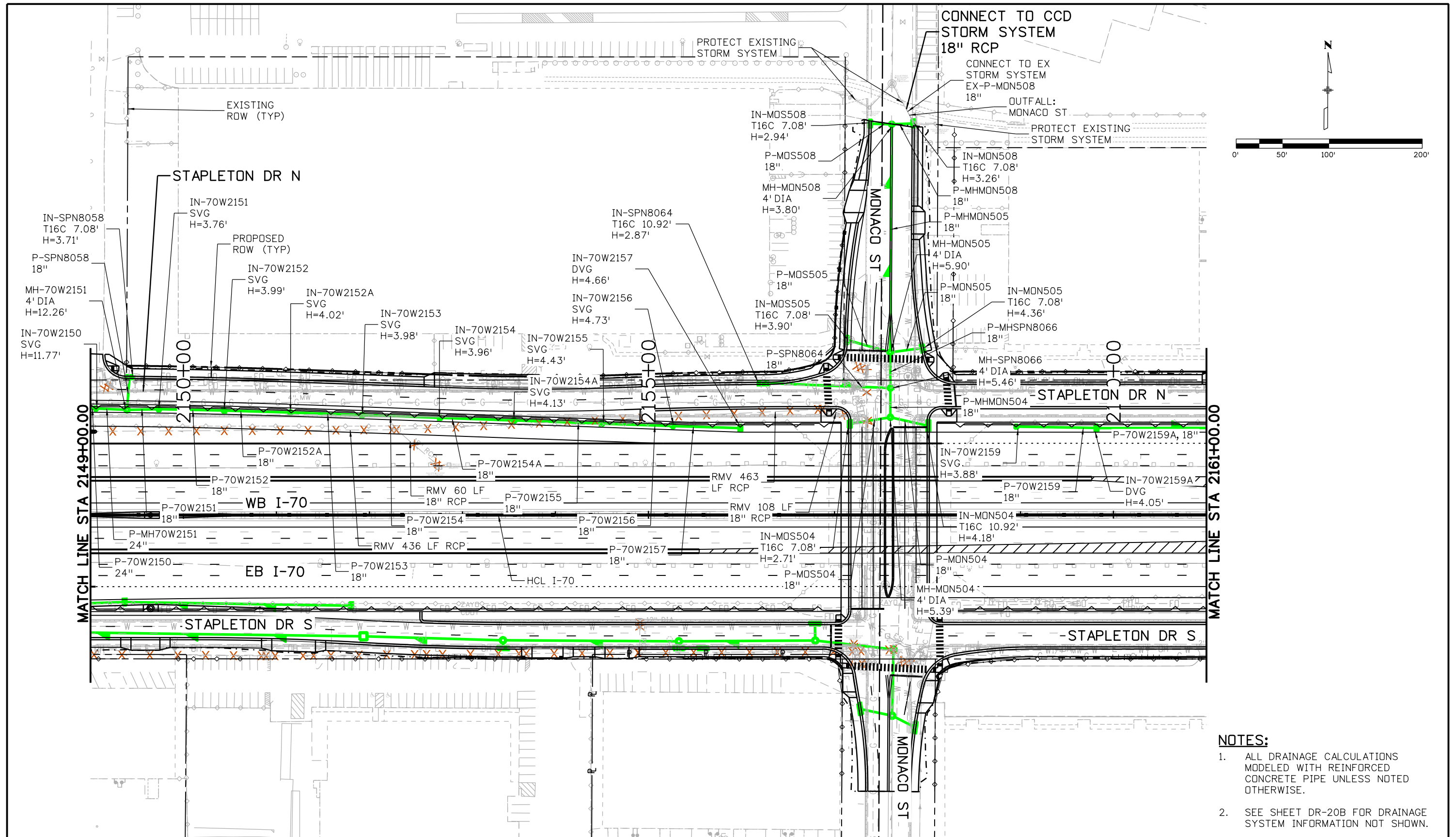
ovance 4:01:48 PM p:\w\APP\MA001\NorthCentral\dmaha\Documents\424981\WKTG0000083066\6_0_CAD_BIM\6.2_Work_In_Progress\6.2.6_Hydraulics\Drawings\19631HYDR_Plan-DR-19B.dgn




- NOTES:**
1. ALL DRAINAGE CALCULATIONS MODELED WITH REINFORCED CONCRETE PIPE UNLESS NOTED OTHERWISE.
 2. SEE SHEET DR-19A FOR DRAINAGE SYSTEM INFORMATION NOT SHOWN.

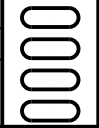
Print Date: 5/24/2017	Sheet Revisions			<p>Colorado Department of Transportation 2000 South Holly Street Denver, CO 80222 Phone: 303-757-9295 FAX: 303-757-9963 Region 1</p>	<p>As Constructed</p> <p>No Revisions:</p> <p>Revised:</p> <p>Void:</p>	<p>I-70 DRAINAGE PLAN</p> <p>STA 2137+00.00 TO STA 2149+00.00</p>		Project No./Code
File Name: 19631HYDR_Plan-DR-19B.dgn	Date:	Comments	Init.			Designer: J HOLLON	Structure Numbers	FBR 0704-234
Scale: 1:100				2000 South Holly Street Denver, CO 80222 Phone: 303-757-9295 FAX: 303-757-9963		19631		
5280 Connectors Linking I-70 Communities				JK	Sheet Subset: DRAINAGE	Subset Sheets: 19 of	Sheet Number DR-19B	

ovince 4:01:58 PM p:\1\WPAPP\001\NorthCentral\Omaha\Documents\424981\MKT\00000083066\6_0_CAD_BIM\6.2_Work\In_Progress\6.2.6_Hydraulics\Drawings\19631HYDR_Plan-DR-20A.dgn



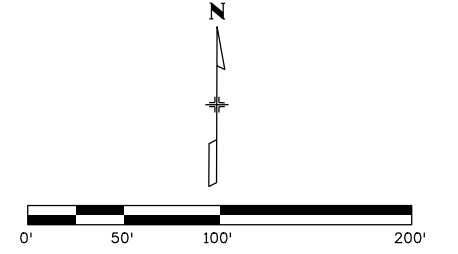
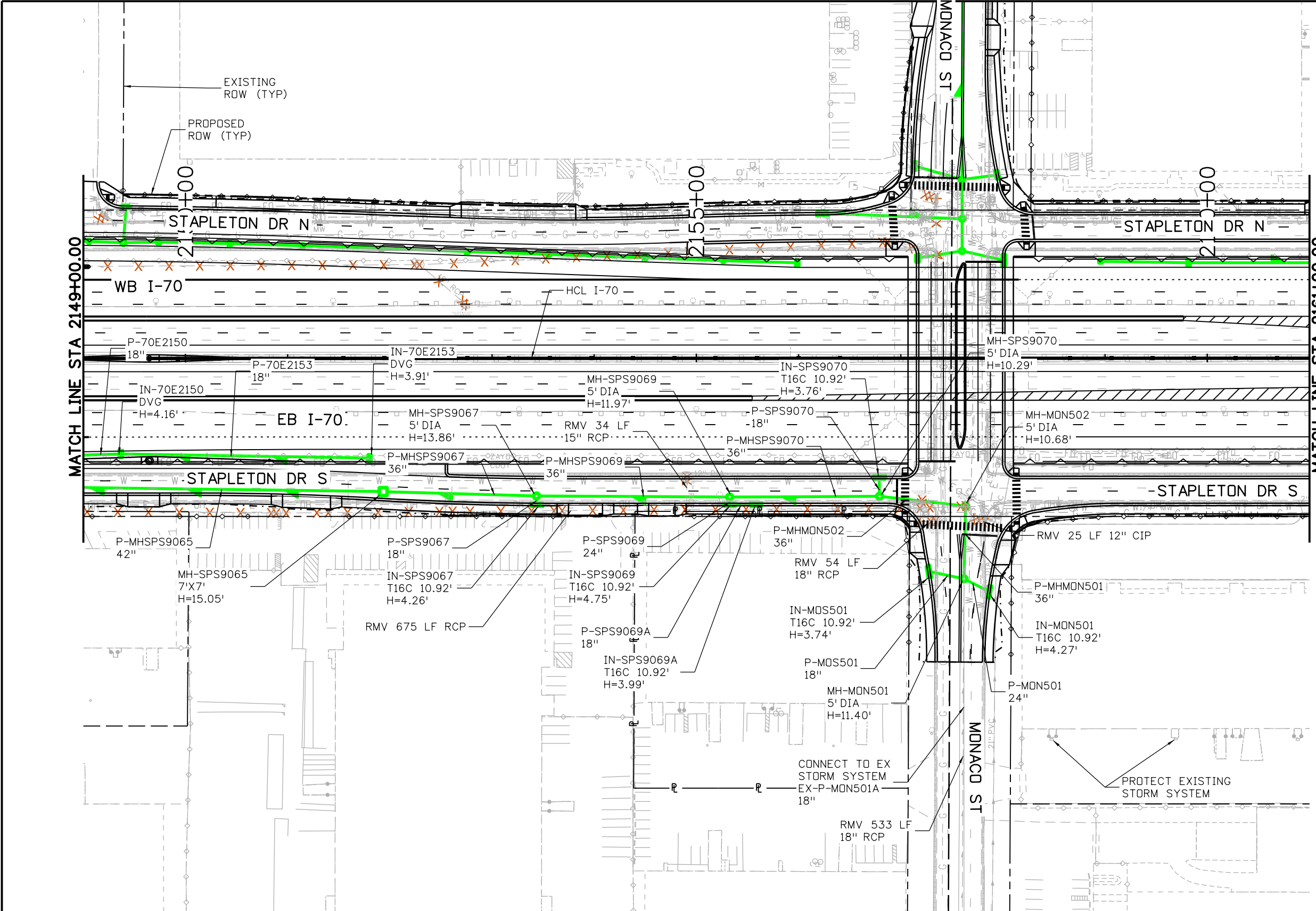
- NOTES:**
- ALL DRAINAGE CALCULATIONS MODELED WITH REINFORCED CONCRETE PIPE UNLESS NOTED OTHERWISE.
 - SEE SHEET DR-20B FOR DRAINAGE SYSTEM INFORMATION NOT SHOWN.

Print Date: 5/24/2017 File Name: 19631HYDR_Plan-DR-20A.dgn Scale: 1:100		Sheet Revisions <table border="1"> <thead> <tr> <th>Date:</th> <th>Comments</th> <th>Init.</th> </tr> </thead> <tbody> <tr> <td> </td> <td> </td> <td> </td> </tr> </tbody> </table>		Date:	Comments	Init.				Colorado Department of Transportation  2000 South Holly Street Denver, CO 80222 Phone: 303-757-9295 FAX: 303-757-9963 Region 1		As Constructed No Revisions: Revised: Void:		I-70 DRAINAGE PLAN STA 2149+00.00 TO STA 2161+00.00 Designer: J HOLLON Detailer: S ACOSTA Sheet Subset: DRAINAGE		Project No./Code FBR 0704-234 19631 Sheet Number DR-20A	
Date:	Comments	Init.															



JKE

C:\Users\jwappo\Documents\19631HYDR_Plan-DR-20B.dgn



- NOTES:**
- ALL DRAINAGE CALCULATIONS MODELED WITH REINFORCED CONCRETE PIPE UNLESS NOTED OTHERWISE.
 - SEE SHEET DR-20A FOR DRAINAGE SYSTEM INFORMATION NOT SHOWN.

Print Date: 5/24/2017
 File Name: 19631HYDR_Plan-DR-20B.dgn
 Scale: 1:100

Sheet Revisions		
Date:	Comments	Init.

Colorado Department of Transportation

2000 South Holly Street
 Denver, CO 80222
 Phone: 303-757-9295 FAX: 303-757-9963

Region 1 JKE

As Constructed

No Revisions:
 Revised:
 Void:

**I-70
 DRAINAGE PLAN
 STA 2149+00.00 TO STA 2161+00.00**

Designer:	J HOLLON
Detailer:	S ACDSTA
Sheet Subset:	DRAINAGE

Structure Numbers: Subset Sheets: 20 of

Project No./Code

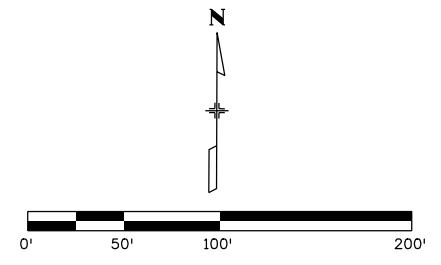
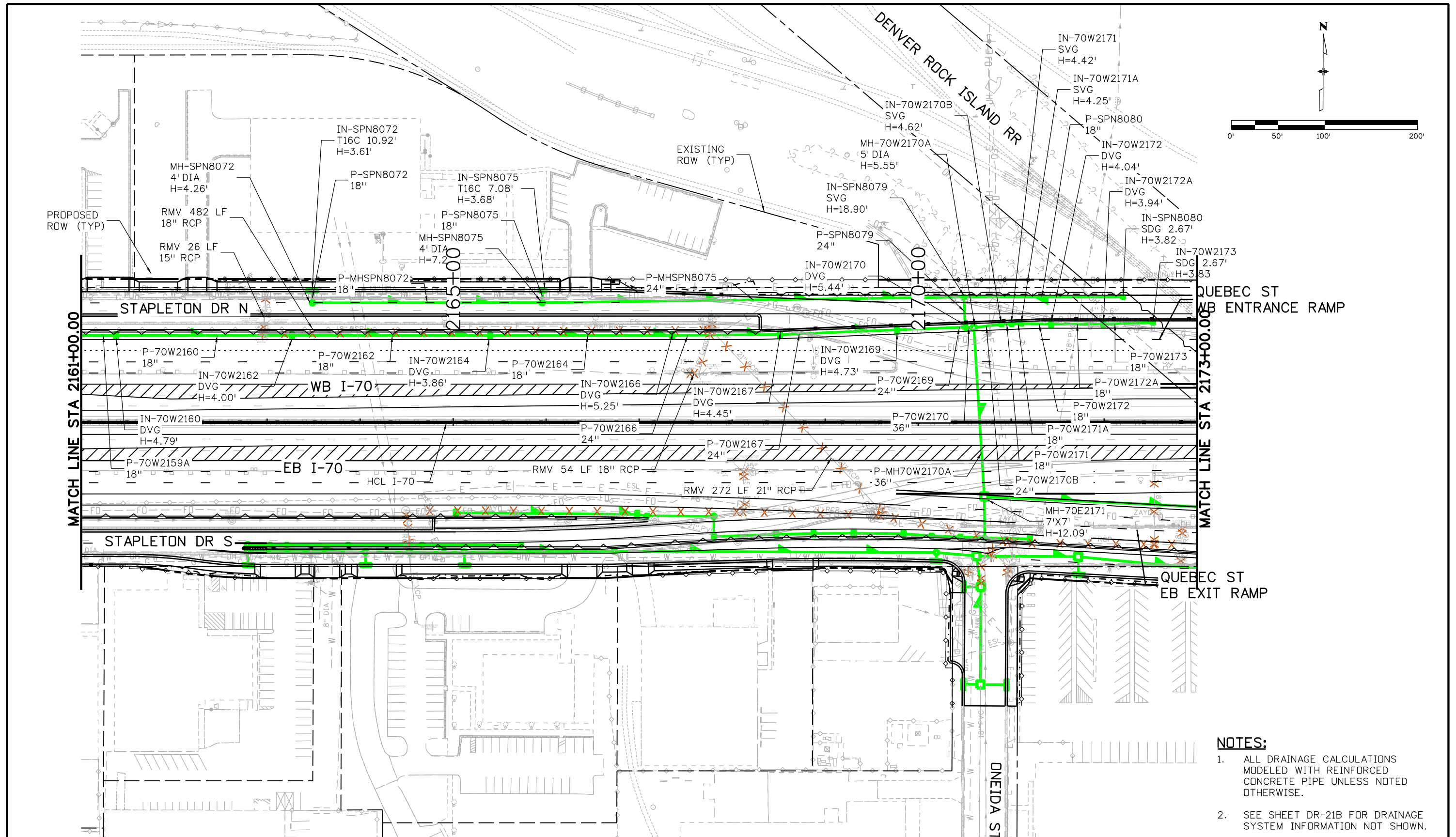
FBR 0704-234

19631

Sheet Number **DR-20B**



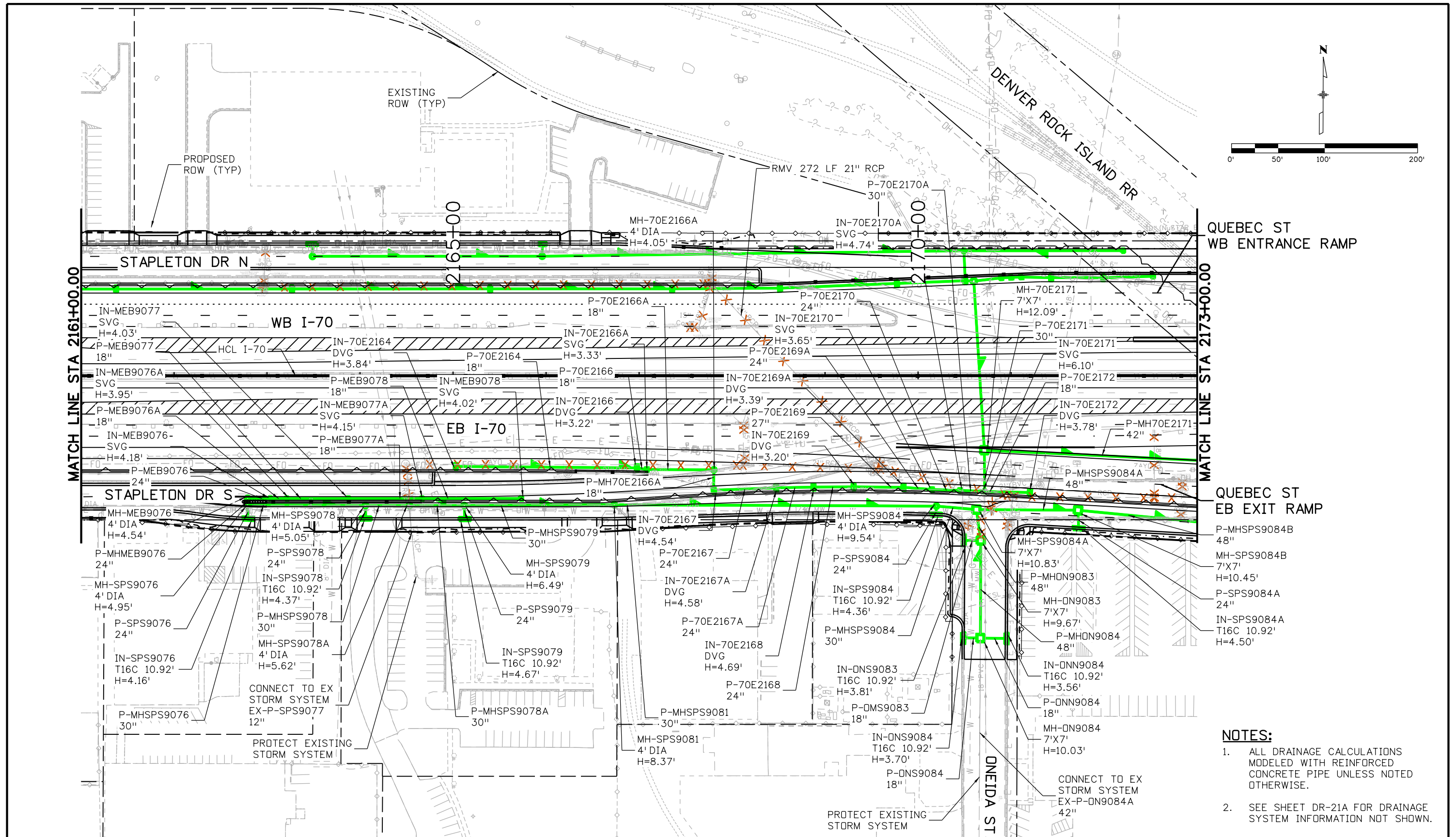
AVANCE 5:21:29 PM P:\PWAPPD\MA01\NorthCentral_Dmaha\Documents\424981\MKT\00000083066\6.0_CAD_BTM\6.2_Work_In_Progress\6.2.6_Hydraulics\Drawings\19631HYDR_Plan-DR-21A.dgn




- NOTES:**
1. ALL DRAINAGE CALCULATIONS MODELED WITH REINFORCED CONCRETE PIPE UNLESS NOTED OTHERWISE.
 2. SEE SHEET DR-21B FOR DRAINAGE SYSTEM INFORMATION NOT SHOWN.

Print Date: 5/24/2017	Sheet Revisions			<p>Colorado Department of Transportation 2000 South Holly Street Denver, CO 80222 Phone: 303-757-9295 FAX: 303-757-9963 Region 1</p>	<p>As Constructed</p> <p>No Revisions:</p> <p>Revised:</p> <p>Void:</p>	I-70 DRAINAGE PLAN		<p>Project No./Code</p> <p>FBR 0704-234</p> <p>19631</p> <p>Sheet Number DR-21A</p>
File Name: 19631HYDR_Plan-DR-21A.dgn	Date:	Comments	Init.			<p>STA 2161+00.00 TO STA 2173+00.00</p> <p>Designer: J HOLLON</p> <p>Detailer: S ACOSTA</p> <p>Sheet Subset: DRAINAGE</p>	<p>Structure Numbers</p> <p>Subset Sheets: 21 of</p>	
Scale: 1:100				JKE	<p>2000 South Holly Street Denver, CO 80222 Phone: 303-757-9295 FAX: 303-757-9963</p>		<p>21 of</p>	

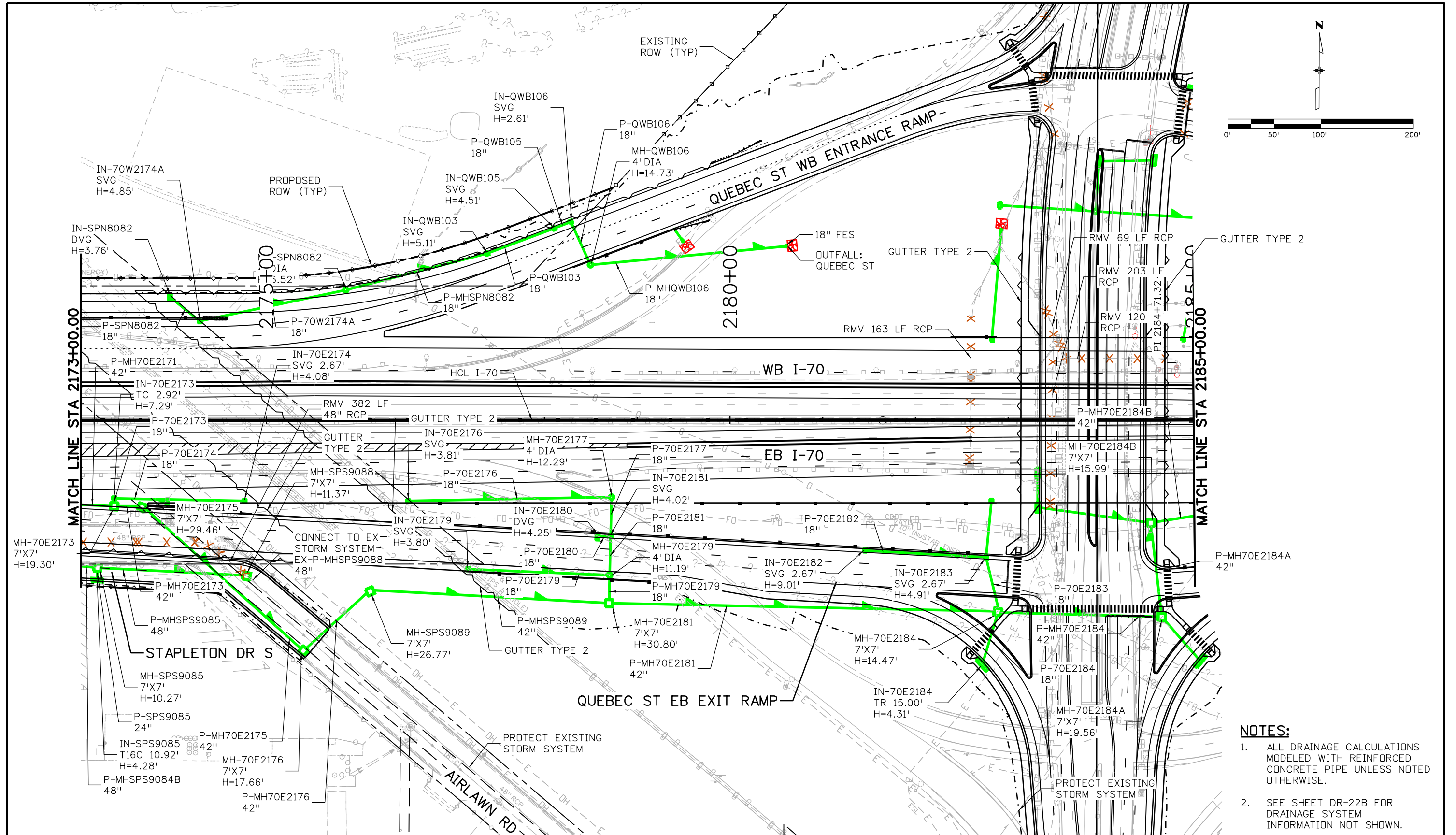
AVANCE 5:21:40 PM pw:\PWAPPD\001\NorthCentral_Dmaha\Documents\424981\MKT60000083066\6.0_CAD_BIM\6.2_Work_In_Progress\6.2.6_Hydraulics\Drawings\19631HYDR_Plan-DR-21B.dgn



- NOTES:**
1. ALL DRAINAGE CALCULATIONS MODELED WITH REINFORCED CONCRETE PIPE UNLESS NOTED OTHERWISE.
 2. SEE SHEET DR-21A FOR DRAINAGE SYSTEM INFORMATION NOT SHOWN.

Print Date: 5/24/2017	Sheet Revisions			Colorado Department of Transportation  2000 South Holly Street Denver, CO 80222 Phone: 303-757-9295 FAX: 303-757-9963 Region 1	As Constructed No Revisions: Revised: Void:	I-70 DRAINAGE PLAN		Project No./Code FBR 0704-234 19631 Sheet Number DR-21B
File Name: 19631HYDR_Plan-DR-21B.dgn	Date:	Comments	Init.			STA 2161+00.00 TO STA 2173+00.00	Designer: J HOLLON	
Scale: 1:100	0000			JKE	Sheet Subset: DRAINAGE	Subset Sheets: 21 of		



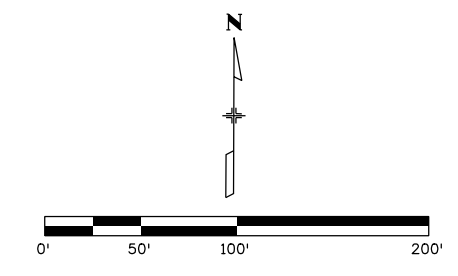
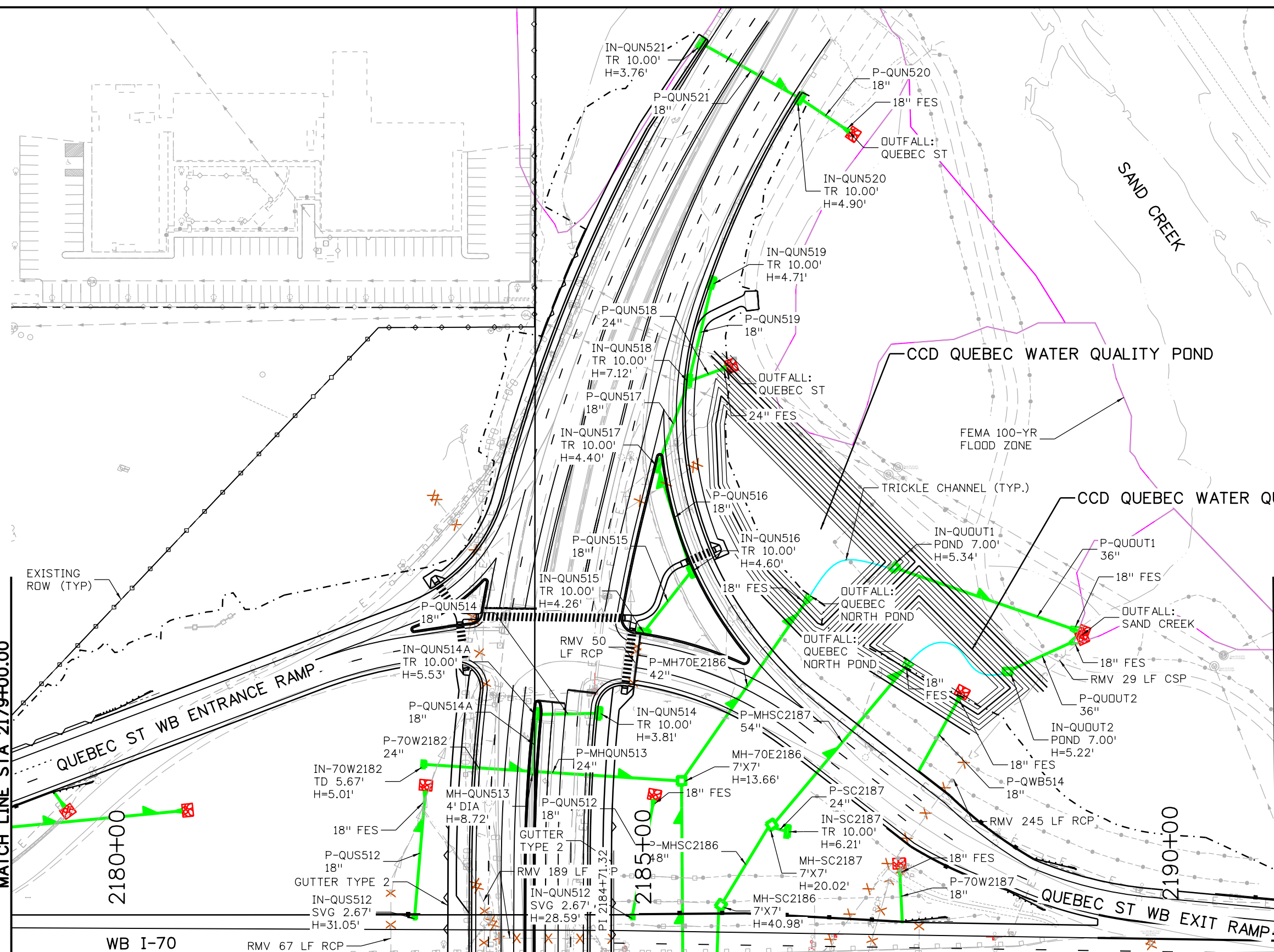


NOTES:

- 1. ALL DRAINAGE CALCULATIONS MODELED WITH REINFORCED CONCRETE PIPE UNLESS NOTED OTHERWISE.
- 2. SEE SHEET DR-22B FOR DRAINAGE SYSTEM INFORMATION NOT SHOWN.

Print Date: 5/24/2017 File Name: 19631HYDR_Plan-DR-22A.dgn Scale: 1:100 5280 Connectors <small>Linking I-70 Communities</small>	Sheet Revisions			Colorado Department of Transportation		As Constructed		I-70		Project No./Code			
	Date:	Comments	Init.	 2000 South Holly Street Denver, CO 80222 Phone: 303-757-9295 FAX: 303-757-9963 Region 1		No Revisions:		DRAINAGE PLAN		FBR 0704-234			
						Revised:		Designer: J HOLLON Detailer: S ACOSTA		STA 2161+00.00 TO STA 2173+00.00 Structure Numbers		19631	
						Void:		Sheet Subset: DRAINAGE Subset Sheets: 22 of		Sheet Number DR-22A			

AVANCE 5:21:50 PM p:\P\WAPPD\MA01\NorthCentral_Dmaha\Documents\424981_MKT\00000083066\6.0_CAD_BIM\6.2_Work_In_Progress\6.2.6_Hydraulics\Drawings\19631HYDR_Plan-DR-22A.dgn

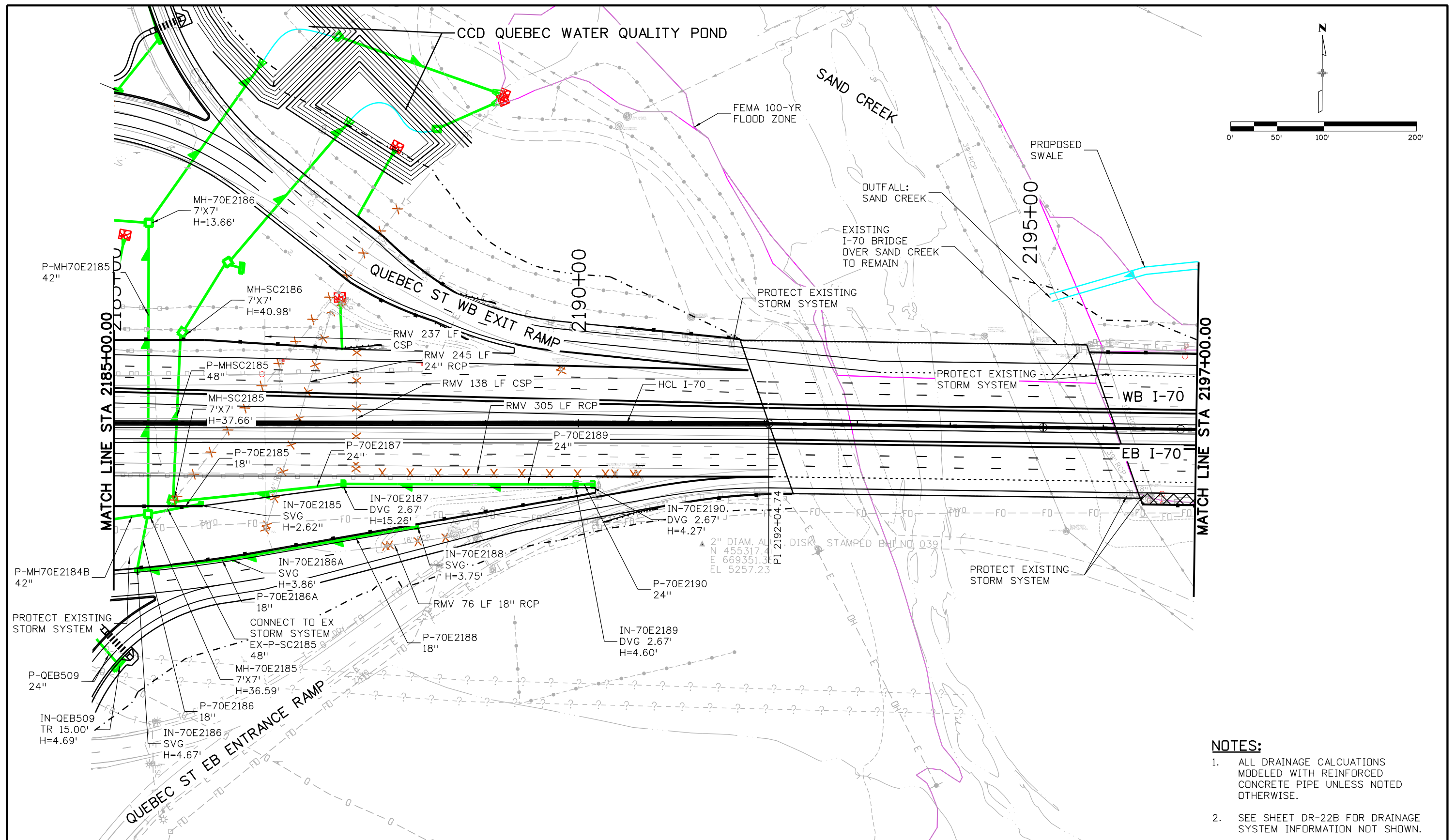


- NOTES:**
1. ALL DRAINAGE CALCULATIONS MODELED WITH REINFORCED CONCRETE PIPE UNLESS NOTED OTHERWISE.
 2. SEE SHEETS DR-22A AND DR-23 FOR DRAINAGE SYSTEM INFORMATION NOT SHOWN.

Print Date: 5/24/2017 File Name: 19631HYDR_Plan-DR-22B.dgn Scale: 1:100	Sheet Revisions Date: Comments Init.			Colorado Department of Transportation 2000 South Holly Street Denver, CO 80222 Phone: 303-757-9295 FAX: 303-757-9963 Region 1	As Constructed No Revisions: Revised: Void:	I-70 DRAINAGE PLAN STA 2161+00.00 TO STA 2173+00.00		Project No./Code FBR 0704-234 19631 Sheet Number DR-22B
						Designer: J HOLLON Detailer: S ACOSTA Sheet Subset: DRAINAGE	Structure Numbers Subset Sheets: 22 of	

AVANCE 5:21:59 PM p:\P\APPD\01\NorthCentral_Dmaha\Documents\424981.MKT\00000083066\6.0_CAD_BTM\6.2_Work\In_Progress\6.2.6_Hydraulics\Drawings\19631HYDR_Plan-DR-22B.dgn

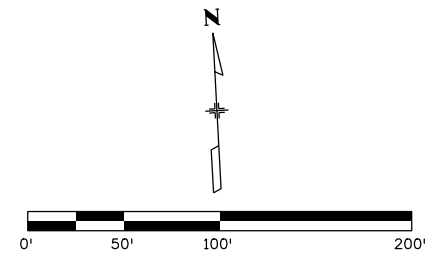
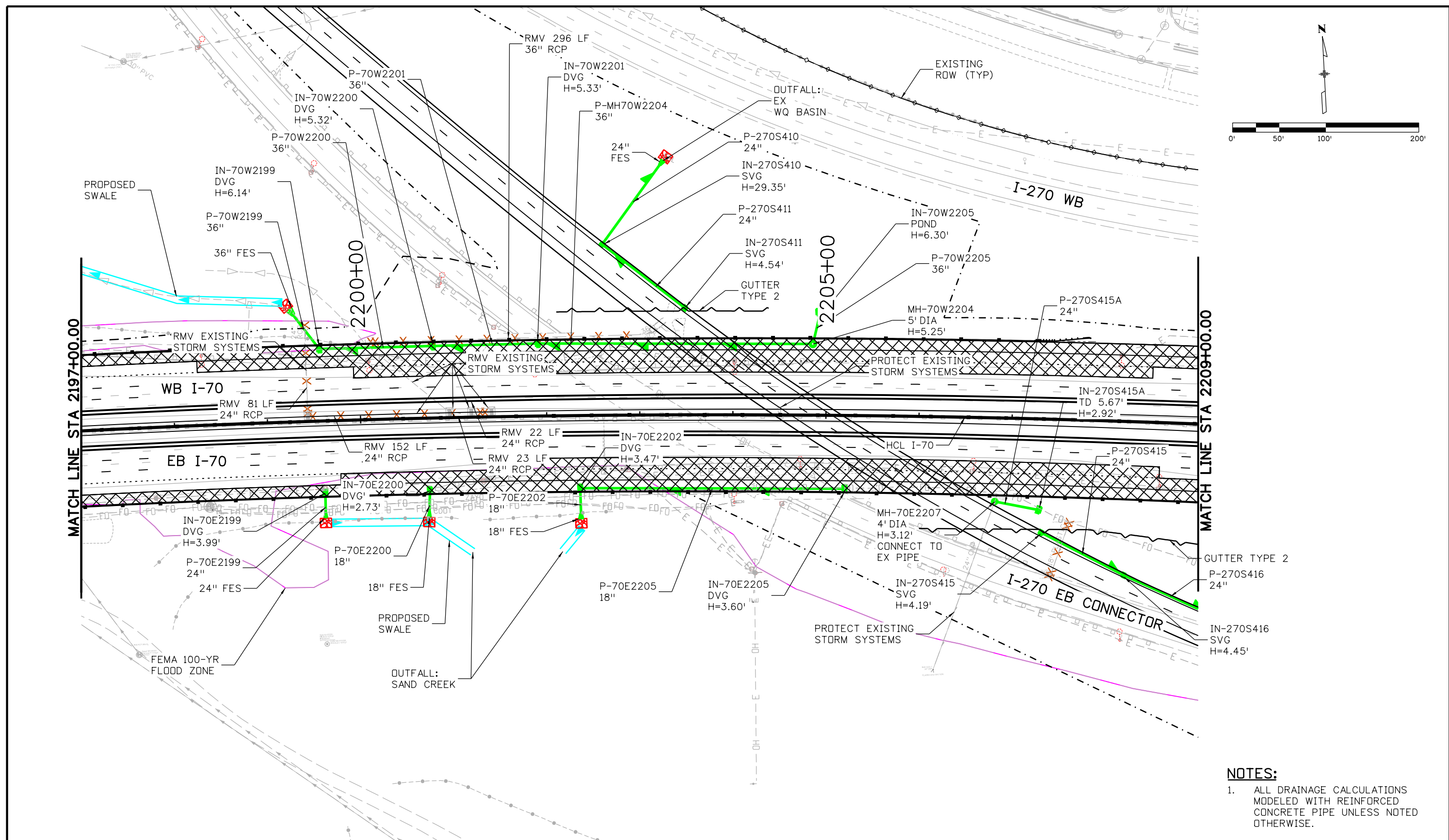
AVANCE 4:01:14 PM p:\p\WPAPP\01\NorthCentral\Documents\424981\MKT\00000083066\6.0_CAD_BIM\6.2_Work_In_Progress\6.2.6_Hydraulics\Drawings\19631HYDR_Plan-DR-23.dgn



- NOTES:**
1. ALL DRAINAGE CALCULATIONS MODELED WITH REINFORCED CONCRETE PIPE UNLESS NOTED OTHERWISE.
 2. SEE SHEET DR-22B FOR DRAINAGE SYSTEM INFORMATION NOT SHOWN.

Print Date: 5/24/2017		Sheet Revisions		Colorado Department of Transportation		As Constructed		I-70 DRAINAGE PLAN		Project No./Code	
File Name: 19631HYDR_Plan-DR-23.dgn		Date:	Comments	Init.	2000 South Holly Street Denver, CO 80222 Phone: 303-757-9295 FAX: 303-757-9963		No Revisions:		STA 2185+00.00 TO STA 2197+00.00		FBR 0704-234
Scale: 1:100					Region 1		Revised:		Designer: J HOLLON		19631
5280 Connectors Linking I-70 Communities					JKE		Void:		Detailer: S ACOSTA		Sheet Number DR-23
									Structure Numbers		Sheet Subsets: 23 of
									Sheet Subset: DRAINAGE		

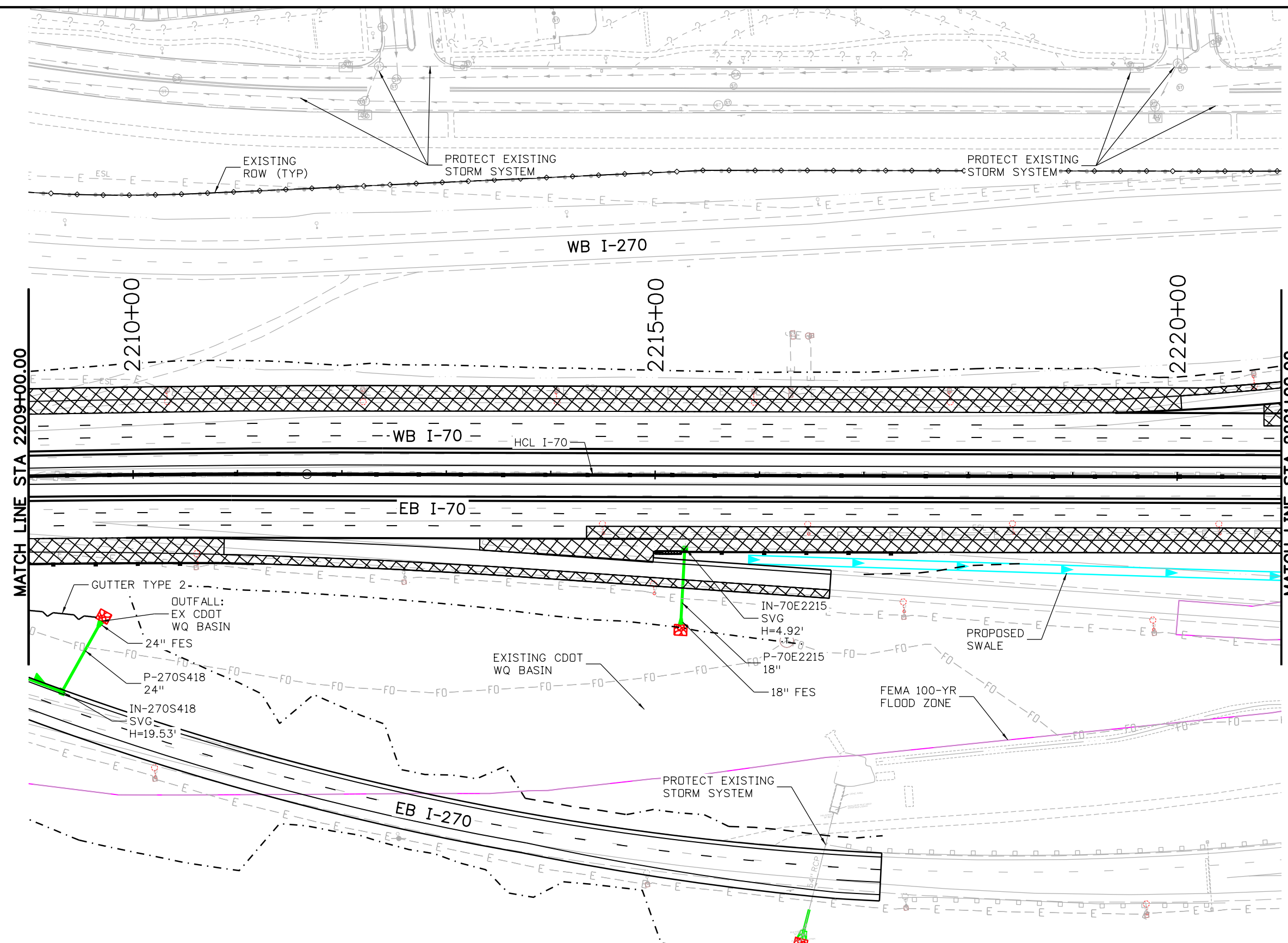
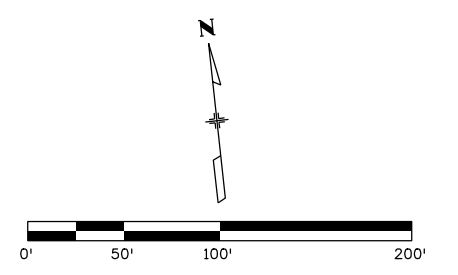
AVANCE 4:01:30 PM P:\PWAPPD\MA01\NorthCentral_Dmaha\Documents\424981\MKT60000083066\6.0_CAD_BIM\6.2_Work\In_Progress\6.2.6_Hydraulics\Drawings\19631HYDR_Plan-DR-24.dgn



NOTES:
 1. ALL DRAINAGE CALCULATIONS MODELED WITH REINFORCED CONCRETE PIPE UNLESS NOTED OTHERWISE.

Print Date: 5/24/2017	Sheet Revisions			 Colorado Department of Transportation 2000 South Holly Street Denver, CO 80222 Phone: 303-757-9295 FAX: 303-757-9963 Region 1	As Constructed No Revisions: Revised: Void:	I-70 DRAINAGE PLAN STA 2197+00.00 TO STA 2209+00.00		Project No./Code
File Name: 19631HYDR_Plan-DR-24.dgn	Date:	Comments	Init.			Designer: J HOLLON Detailer: S ACOSTA	Structure Numbers Sheet Subset: DRAINAGE	Subset Sheets: 24 of
Scale: 1:100				JKE				19631
								Sheet Number DR-24

AVANCE 4:01:43 PM pw:\PWAPPD\A001\NorthCentral_Dmaha\Documents\424981\MKT60000083066\6.0_CAD_BIM\6.2_Work\In_Progress\6.2.6_Hydraulics\Drawings\19631HYDR_Plan-DR-25.dgn



- NOTES:**
- ALL DRAINAGE CALCULATIONS MODELED WITH REINFORCED CONCRETE PIPE UNLESS NOTED OTHERWISE.

Print Date: 5/24/2017
 File Name: 19631HYDR_Plan-DR-25.dgn
 Scale: 1:100

5280 Connectors
 Linking I-70 Communities

Sheet Revisions		
Date:	Comments	Init.

Colorado Department of Transportation

2000 South Holly Street
 Denver, CO 80222
 Phone: 303-757-9295 FAX: 303-757-9963

Region 1 JKE

As Constructed

No Revisions:
 Revised:
 Void:

I-70 DRAINAGE PLAN
 STA 2209+00.00 TO STA 2221+00.00

Designer:	J HOLLON	Structure Numbers	
Detailer:	S ACOSTA		
Sheet Subset:	DRAINAGE	Subset Sheets:	25 of

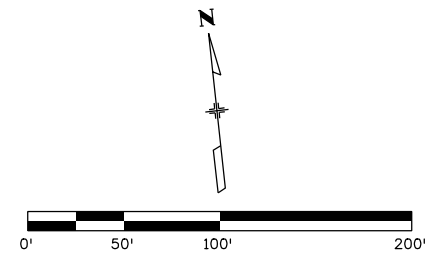
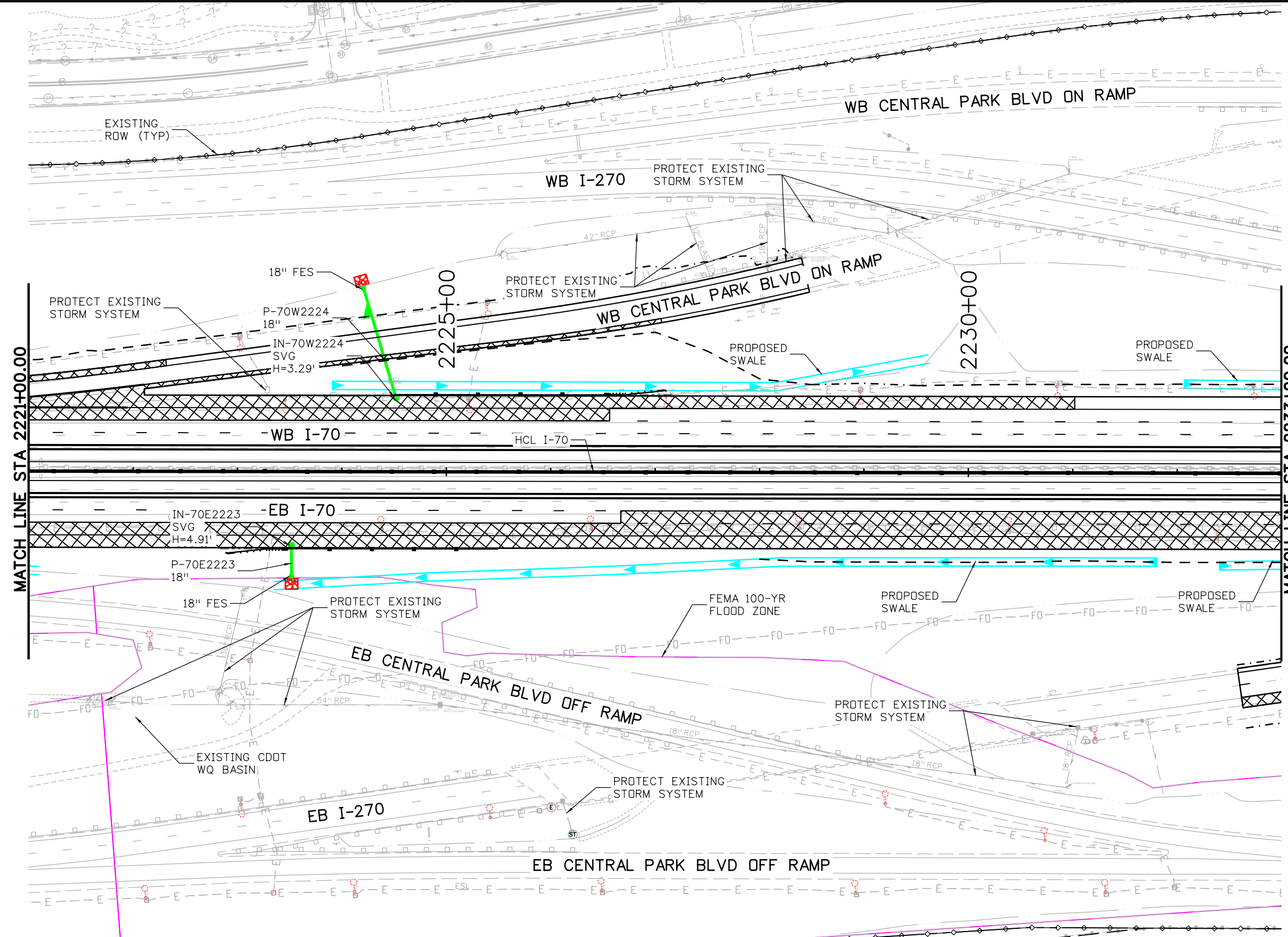
Project No./Code

FBR 0704-234

19631

Sheet Number **DR-25**

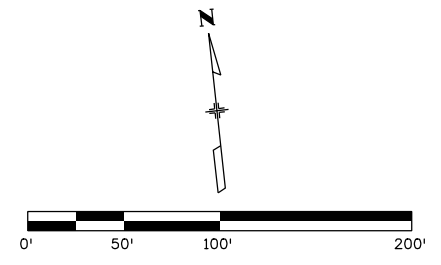
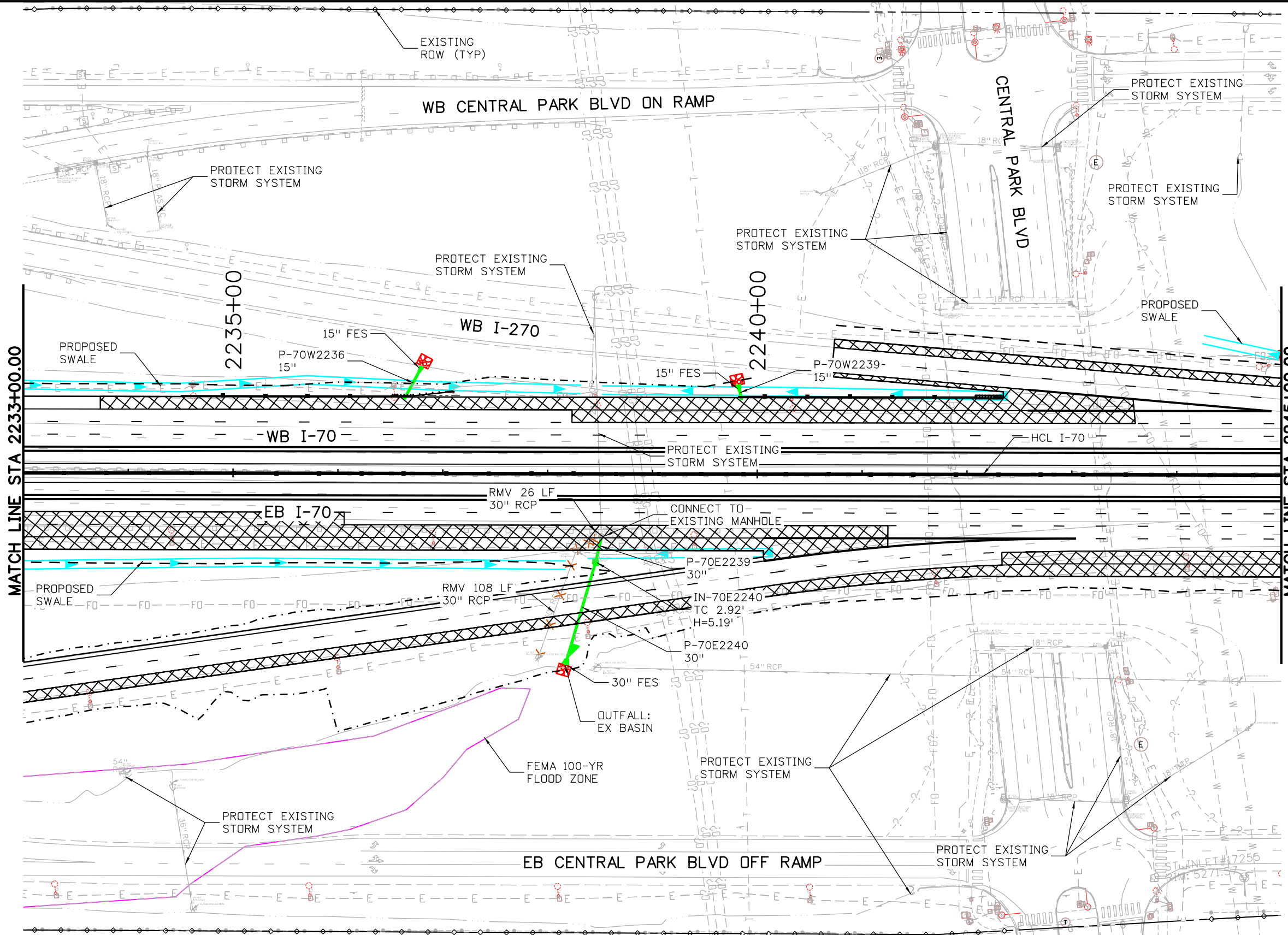
AVANCE 4:01:55 PM p:\PWAPP\DM01\NorthCentral_Dmaha\Documents\424981.MKT\60000083066\6.0_CAD_BIM\6.2_Work_In_Progress\6.2.6_Hydraulics\Drawings\19631HYDR_Plan-DR-26.dgn



NOTES:
 1. ALL DRAINAGE CALCULATIONS MODELED WITH REINFORCED CONCRETE PIPE UNLESS NOTED OTHERWISE.

Print Date: 5/24/2017	Sheet Revisions			Colorado Department of Transportation 2000 South Holly Street Denver, CO 80222 Phone: 303-757-9295 FAX: 303-757-9963 Region 1	As Constructed No Revisions: Revised: Void:	I-70 DRAINAGE PLAN STA 2221+00.00 TO STA 2233+00.00		Project No./Code
File Name: 19631HYDR_Plan-DR-26.dgn	Date:	Comments	Init.			Designer: J HOLLON	Structure Numbers	FBR 0704-234
Scale: 1:100	0000			JKE	Detailer: S ACOSTA	19631		
5280 Connectors Linking I-70 Communities					Sheet Subset: DRAINAGE	Subset Sheets: 26 of	Sheet Number DR-26	

AVANCE 4:02:10 PM pw:\PWP\DMA001\NorthCentral_Dmaha\Documents\424981.MKT\60000083066\6.0_CAD_BIM\6.2_Work_In_Progress\6.2.6_Hydraulics\Drawings\19631HYDR_Plan-DR-27.dgn



NOTES:
 1. ALL DRAINAGE CALCULATIONS MODELED WITH REINFORCED CONCRETE PIPE UNLESS NOTED OTHERWISE.

Print Date: 5/24/2017
 File Name: 19631HYDR_Plan-DR-27.dgn
 Scale: 1:100

5280 Connectors
 Linking I-70 Communities

Sheet Revisions		
Date:	Comments	Init.

Colorado Department of Transportation

2000 South Holly Street
 Denver, CO 80222
 Phone: 303-757-9295 FAX: 303-757-9963

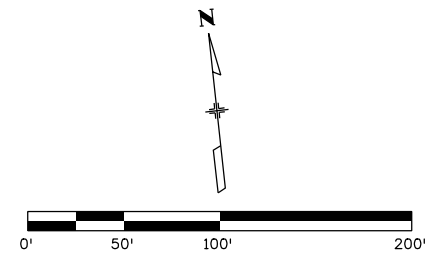
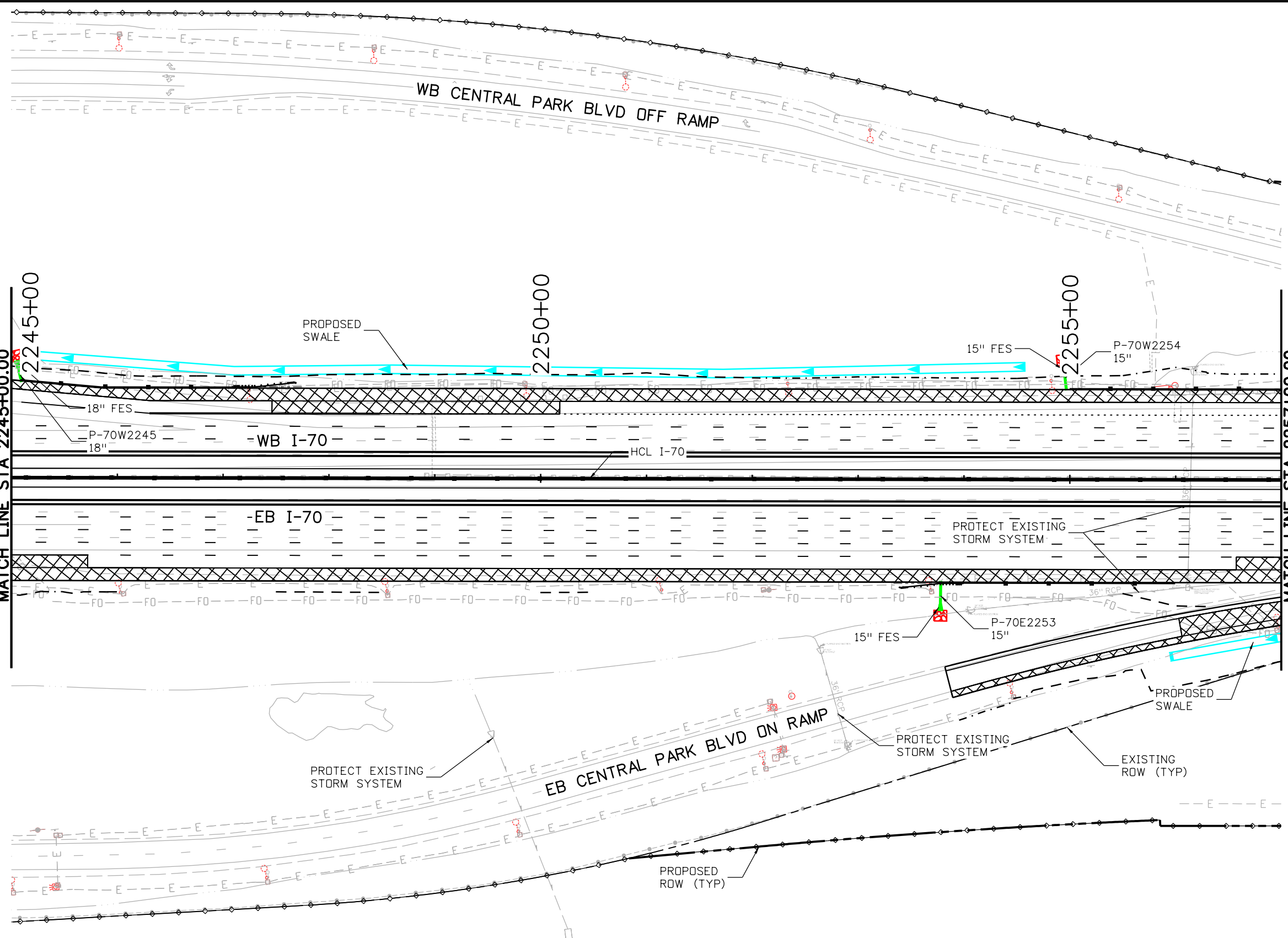
Region 1 JKE

As Constructed
No Revisions:
Revised:
Void:

I-70 DRAINAGE PLAN
 STA 2233+00.00 TO STA 2245+00.00

Designer: J HOLLON	Structure Numbers
Detailer: S ACDSTA	
Sheet Subset: DRAINAGE	Subset Sheets: 27 of

Project No./Code
FBR 0704-234
19631
Sheet Number DR-27



NOTES:
 1. ALL DRAINAGE CALCULATIONS MODELED WITH REINFORCED CONCRETE PIPE UNLESS NOTED OTHERWISE.

Print Date: 5/24/2017
 File Name: 19631HYDR_Plan-DR-28.dgn
 Scale: 1:100

Sheet Revisions		
Date:	Comments	Init.

Colorado Department of Transportation

2000 South Holly Street
 Denver, CO 80222
 Phone: 303-757-9295 FAX: 303-757-9963

Region 1 JKE

As Constructed
 No Revisions:
 Revised:
 Void:

I-70 DRAINAGE PLAN
 STA 2245+00.00 TO STA 2257+00.00

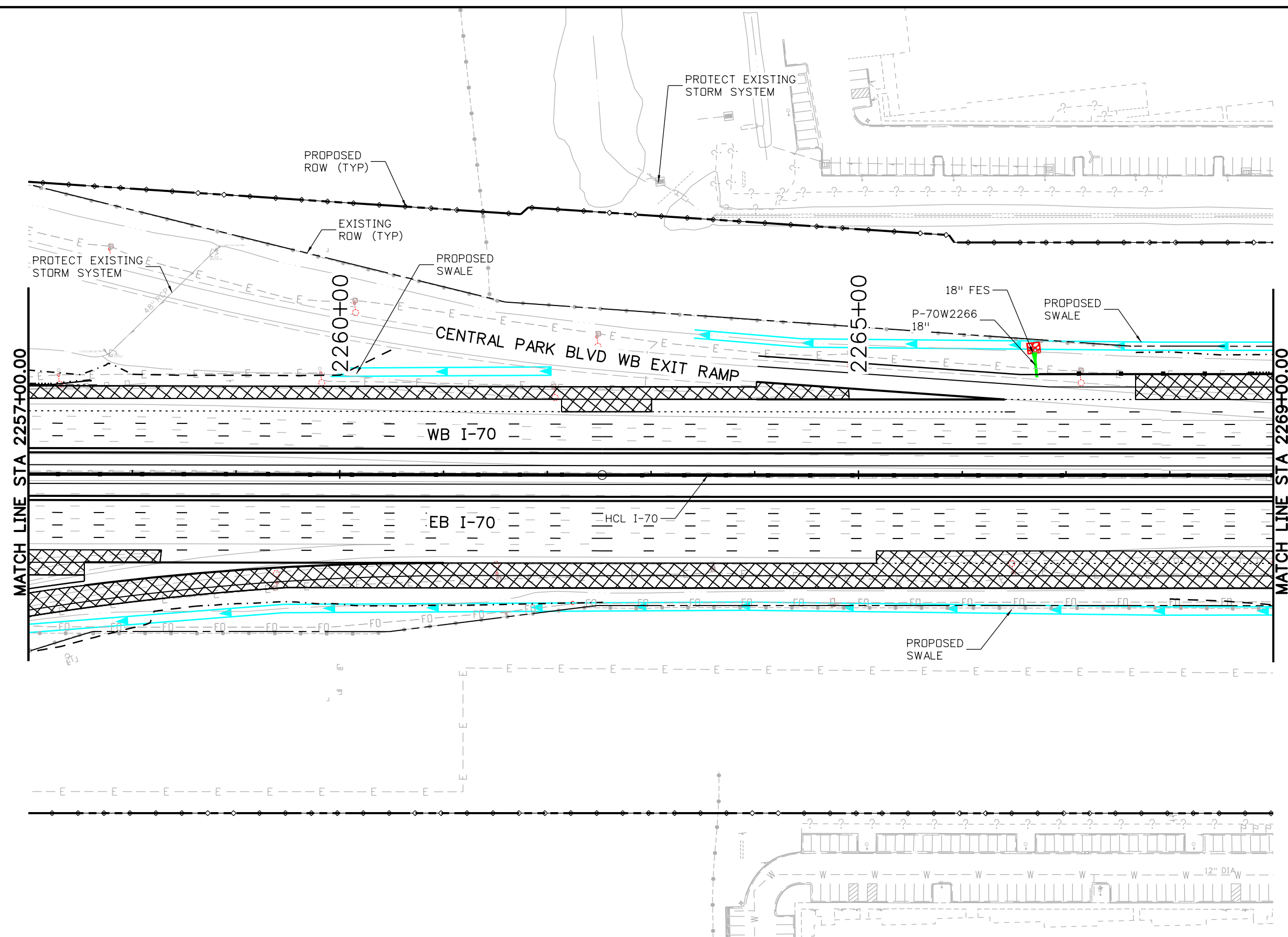
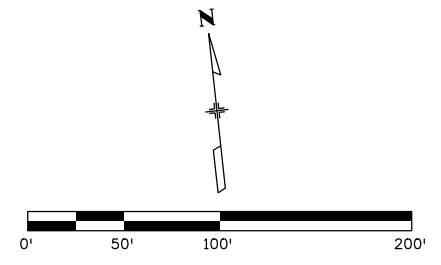
Designer:	J HOLLON	Structure Numbers	
Detailer:	S ACOSTA	Subset Sheets:	28 of

Project No./Code
 FBR 0704-234
 19631
 Sheet Number **DR-28**



AVANCE 4:02:26 PM P:\P\WAPPD\MA001\NorthCentral_Dmaha\Documents\424981\MKTG00000083066\6.0_CAD_BIM_6.2_Work_In_Progress\6.2.6_Hydraulics\Drawings\19631HYDR_Plan-DR-28.dgn

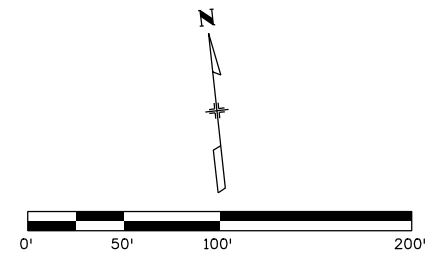
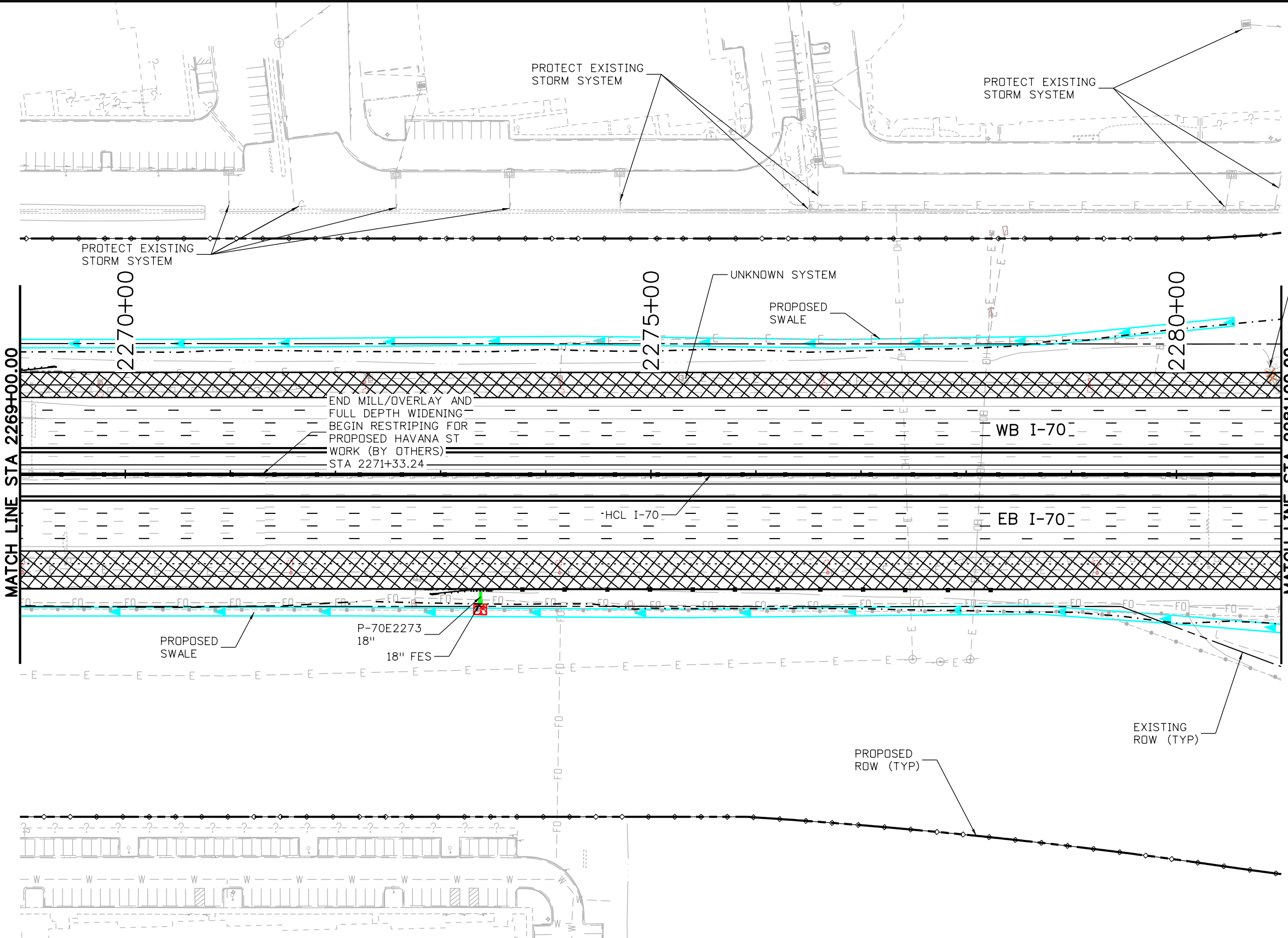
AVANCE 4:02:42 PM pw:\P\WAPPD\MA001\NorthCentral_Denver\Documents\424981\MKTG00000083066\6.0_CAD_BIM_6.2_Work_In_Progress\6.2.6_Hydraulics Drawings\19631HYDR_Plan-DR-29.dgn



- NOTES:**
- ALL DRAINAGE CALCULATIONS MODELED WITH REINFORCED CONCRETE PIPE UNLESS NOTED OTHERWISE.

Print Date: 5/24/2017	0000	Sheet Revisions			Colorado Department of Transportation		As Constructed		I-70 DRAINAGE PLAN		Project No./Code	
File Name: 19631HYDR_Plan-DR-29.dgn		Date:	Comments	Init.	2000 South Holly Street Denver, CO 80222 Phone: 303-757-9295 FAX: 303-757-9963 Region 1 JKE	No Revisions:		STA 2257+00.00 TO STA 2269+00.00		FBR 0704-234		
Scale: 1:100						Revised:		Designer: J HOLLON		Structure Numbers		19631
							Void:		Detailer: S ACOSTA		Sheet Number DR-29	
									Sheet Subset: DRAINAGE		Subset Sheets: 29 of	

AVANCE 4:02:57 PM P:\PWAPPD\MA001\NorthCentral\Omaha\Documents\424981\MKTG00000083066\6.0_CAD_BIM_6.2_Work_In_Progress\6.2.6_Hydraulics\Drawings\19631HYDR_Plan-DR-30.dgn




RMV 23 LF
12" CMP

NOTES:
1. ALL DRAINAGE CALCULATIONS MODELED WITH REINFORCED CONCRETE PIPE UNLESS NOTED OTHERWISE.

Print Date: 5/24/2017
File Name: 19631HYDR_Plan-DR-30.dgn
Scale: 1:100

Sheet Revisions		
Date:	Comments	Init.

Colorado Department of Transportation

 2000 South Holly Street
 Denver, CO 80222
 Phone: 303-757-9295 FAX: 303-757-9963
 Region 1 JKE

As Constructed
 No Revisions:
 Revised:
 Void:

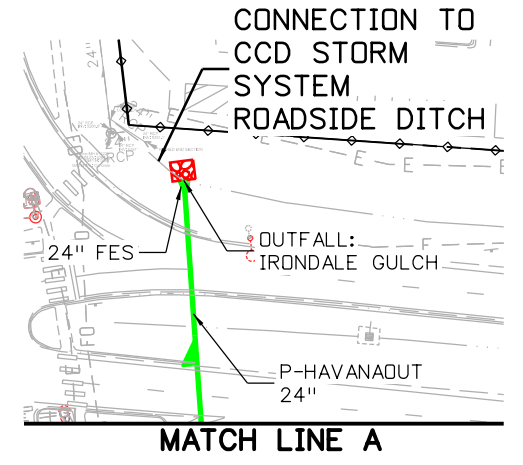
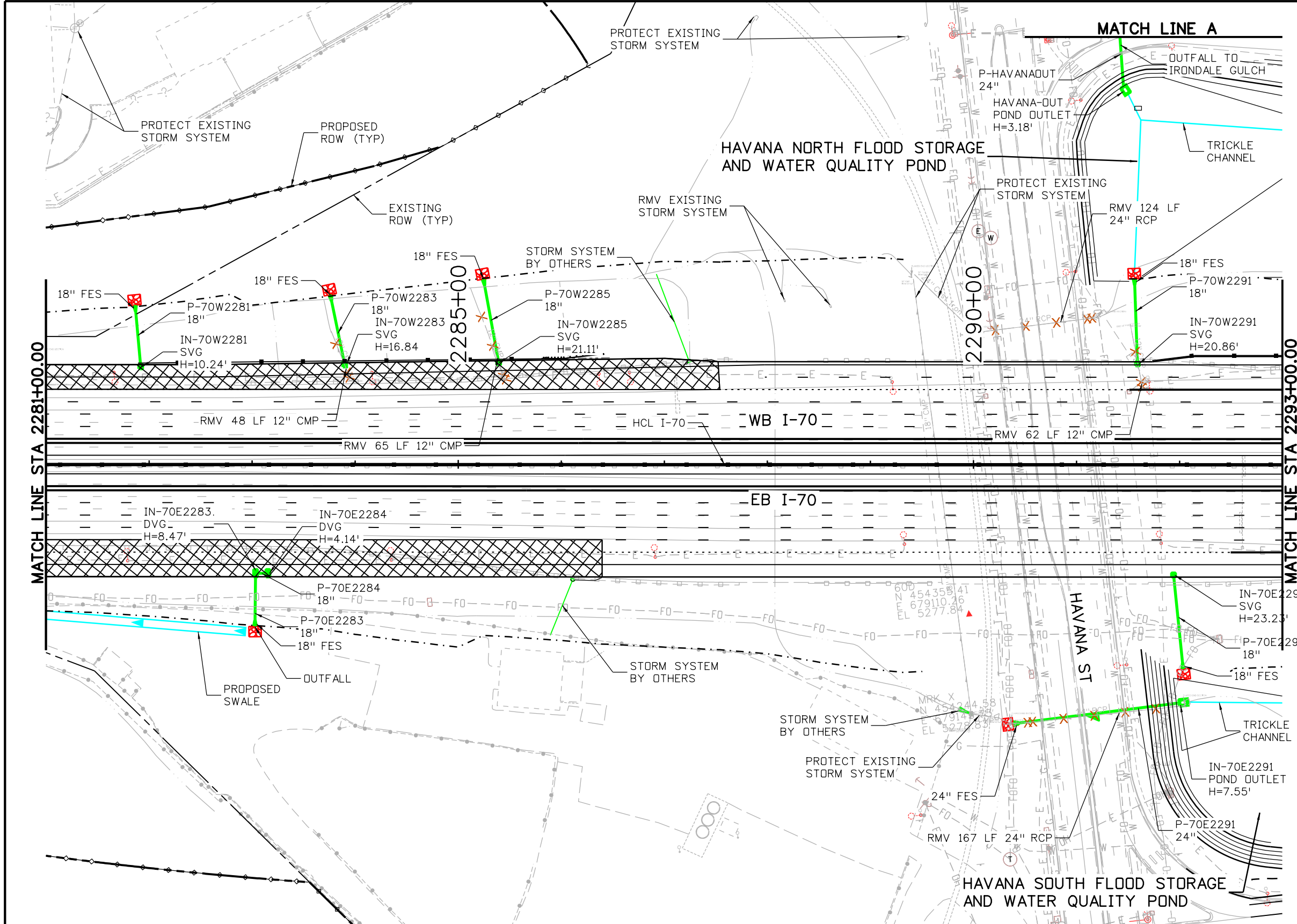
I-70 DRAINAGE PLAN
 STA 2269+00.00 TO STA 2281+00.00

Designer: J HOLLON	Structure Numbers
Detailer: S ACOSTA	
Sheet Subset: DRAINAGE	Subset Sheets: 30 of

Project No./Code
 FBR 0704-234
 19631
 Sheet Number **DR-30**



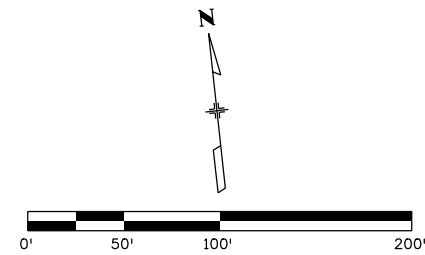
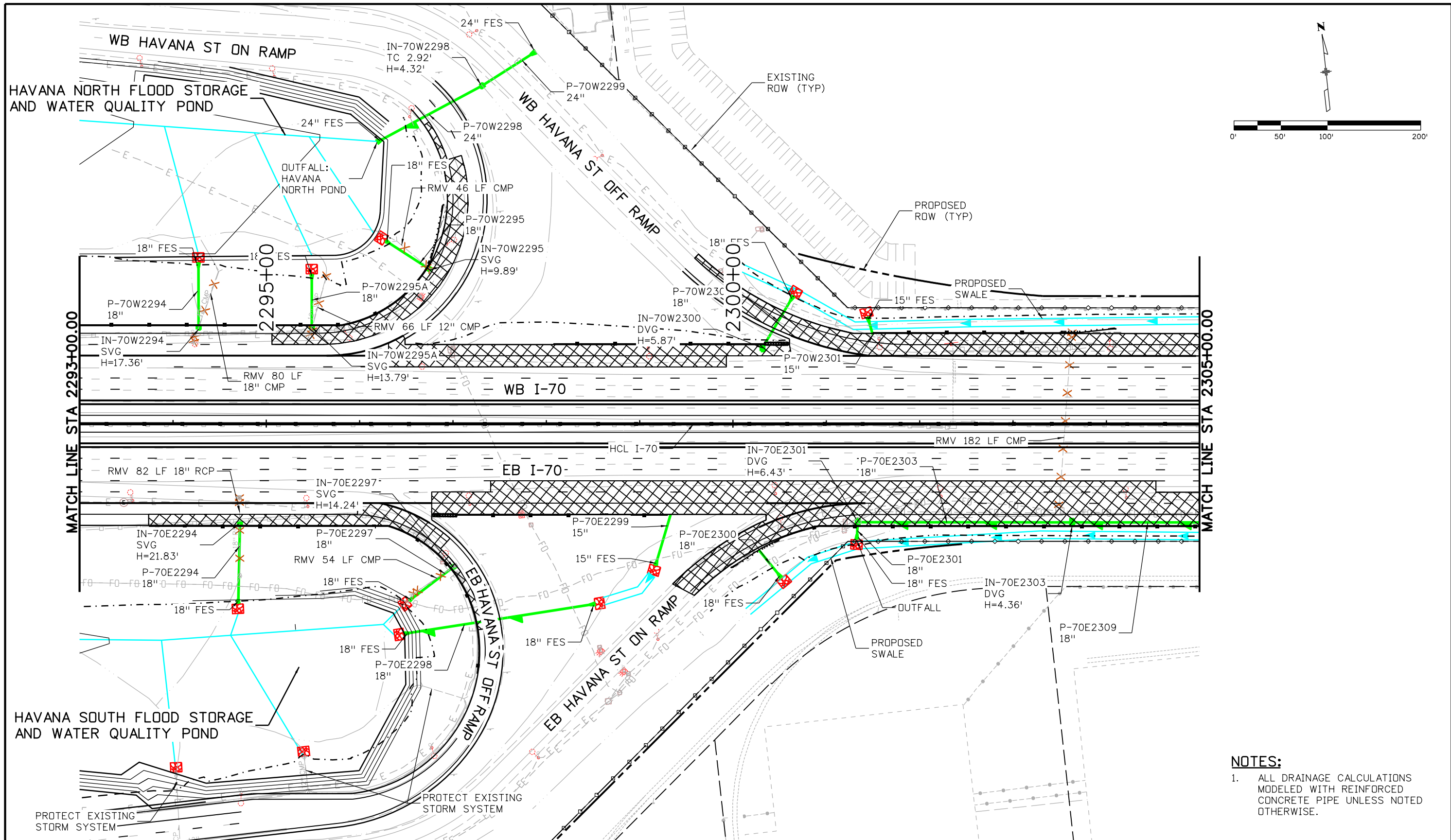
AVANCE 4:03:14 PM pw:\PWAPPD\MA001\NorthCentral_Dmaha\Documents\424981\MKT\60000083066\6.0_CAD_BIM\6.2_Work_In_Progress\6.2.6_Hydraulics\Drawings\19631HYDR_Plan-DR-31.dgn



NOTES:
 1. ALL DRAINAGE CALCULATIONS MODELED WITH REINFORCED CONCRETE PIPE UNLESS NOTED OTHERWISE.

Print Date: 5/24/2017		Sheet Revisions <table border="1"> <thead> <tr> <th>Date:</th> <th>Comments</th> <th>Init.</th> </tr> </thead> <tbody> <tr><td> </td><td> </td><td> </td></tr> <tr><td> </td><td> </td><td> </td></tr> <tr><td> </td><td> </td><td> </td></tr> </tbody> </table>			Date:	Comments	Init.										Colorado Department of Transportation 2000 South Holly Street Denver, CO 80222 Phone: 303-757-9295 FAX: 303-757-9963 Region 1		As Constructed No Revisions: Revised: Void:		I-70 DRAINAGE PLAN STA 2281+00.00 TO STA 2293+00.00		Project No./Code FBR 0704-234 19631 Sheet Number DR-31	
Date:	Comments				Init.																			
File Name: 19631HYDR_Plan-DR-31.dgn		5280 Connectors Linking I-70 Communities		0000		Designer: J HOLLON Detailer: S ACOSTA Sheet Subset: DRAINAGE		Structure Numbers Subset Sheets: 31 of																
Scale: 1:100		JKJ																						

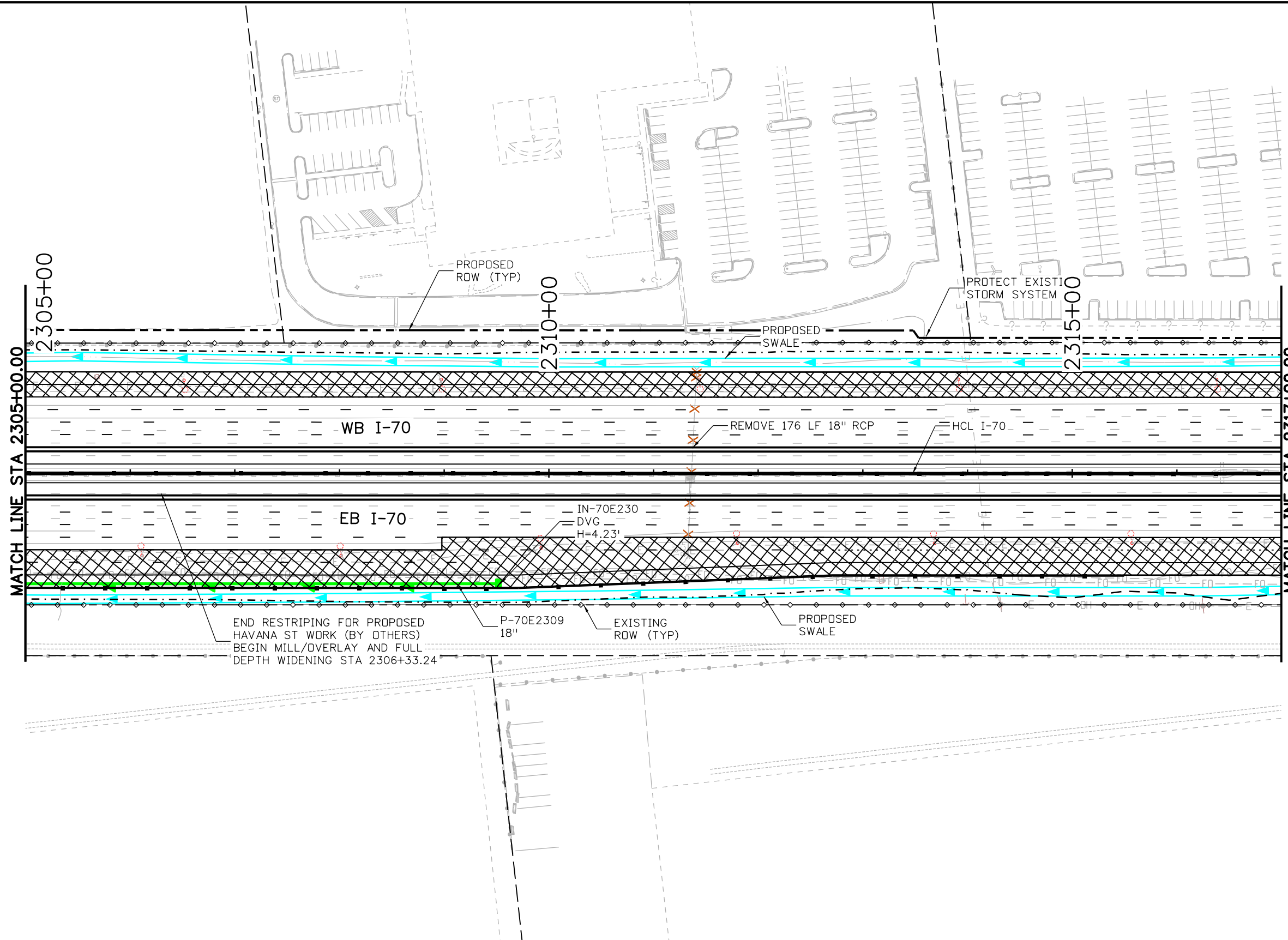
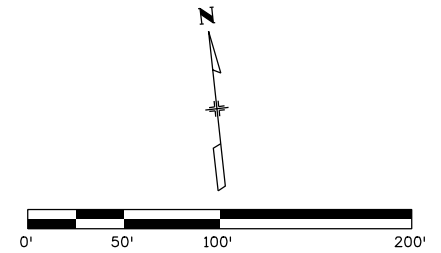
AVANCE 4:03:28 PM P:\P\WAPPD\MA001\NorthCentral_Omaha\Documents\424981\MKTG00000083066\6.0_CAD_BIM_6.2_Work_In_Progress\6.2.6_Hydraulics\Drawings\19631HYDR_Plan-DR-32.dgn



NOTES:
 1. ALL DRAINAGE CALCULATIONS MODELED WITH REINFORCED CONCRETE PIPE UNLESS NOTED OTHERWISE.

Print Date: 5/24/2017	Sheet Revisions			Colorado Department of Transportation 2000 South Holly Street Denver, CO 80222 Phone: 303-757-9295 FAX: 303-757-9963 Region 1	As Constructed No Revisions: Revised: Void:	I-70 DRAINAGE PLAN STA 2293+00.00 TO STA 2305+00.00		Project No./Code
File Name: 19631HYDR_Plan-DR-32.dgn	Date:	Comments	Init.			Designer: J HOLLON	Structure Numbers	FBR 0704-234
Scale: 1:100				Phone: 303-757-9295 FAX: 303-757-9963	Detailer: S ACOSTA	19631		
5280 Connectors Linking I-70 Communities				JKE	Sheet Subset: DRAINAGE	Subset Sheets: 32 of	Sheet Number DR-32	

AVANCE 4:03:47 PM pw:\p\WAPPD\MA001\NorthCentral\Omaha\Documents\424981\MKTG00000083066\6.0_CAD_BIM_6.2_Work_In_Progress\6.2.6_Hydraulics Drawings\19631HYDR_Plan-DR-33.dgn



NOTES:

1. ALL DRAINAGE CALCULATIONS MODELED WITH REINFORCED CONCRETE PIPE UNLESS NOTED OTHERWISE.

Print Date: 5/24/2017

File Name: 19631HYDR_Plan-DR-33.dgn

Scale: 1:100

Sheet Revisions

Date:	Comments	Init.

Colorado Department of Transportation



2000 South Holly Street
Denver, CO 80222
Phone: 303-757-9295 FAX: 303-757-9963

Region 1

JKE

As Constructed

No Revisions:

Revised:

Void:

I-70
DRAINAGE PLAN
STA 2305+00.00 TO STA 2317+00.00

Designer: J HOLLON

Detailer: S ACOSTA

Sheet Subset: DRAINAGE

Structure
Numbers

Subset Sheets: 33 of

Project No./Code

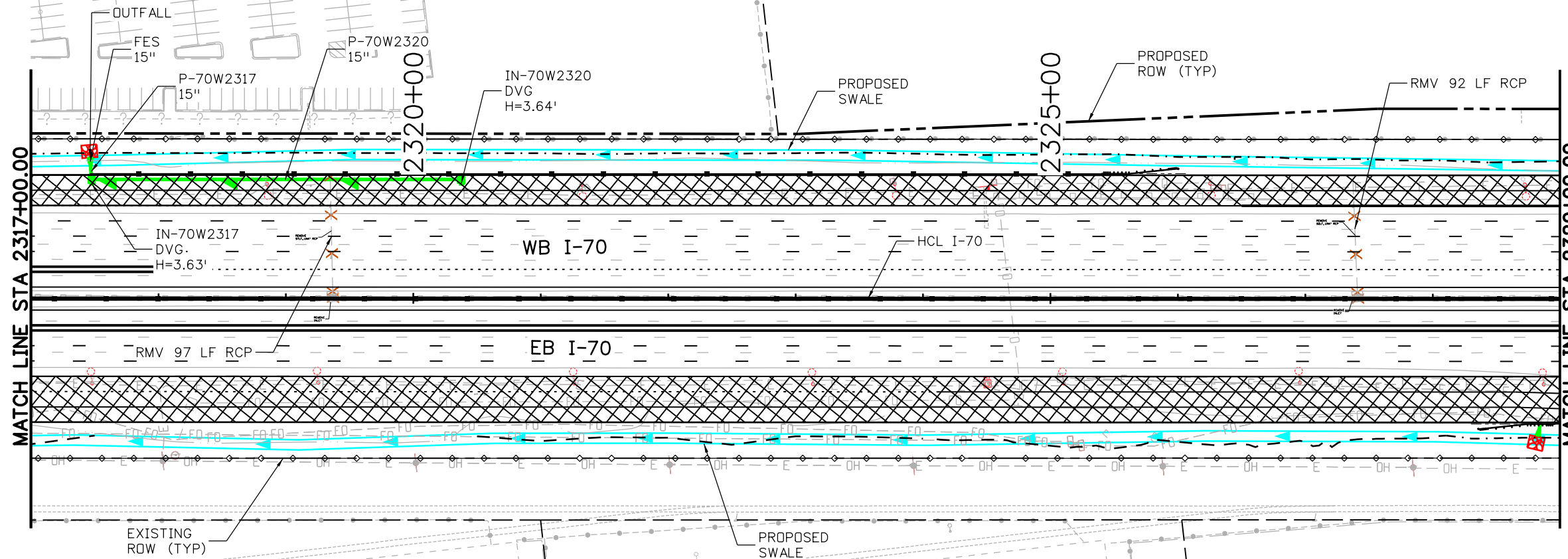
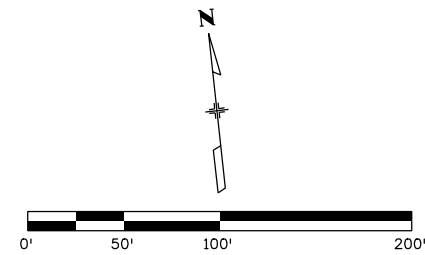
FBR 0704-234

19631

Sheet Number DR-33

5280 Connectors
Linking I-70 Communities

AVANCE 4:04:03 PM P:\P\WAPPD\MA001\NorthCentral\Documents\424981\MKTG00000083066\6.0_CAD_BIM_6.2_Work_In_Progress\6.2.6_Hydraulics\Drawings\19631HYDR_Plan-DR-34.dgn



NOTES:

1. ALL DRAINAGE CALCULATIONS MODELED WITH REINFORCED PIPE UNLESS NOTED OTHERWISE.

Print Date: 5/24/2017

File Name: 19631HYDR_Plan-DR-34.dgn

Scale: 1:100

0000

Sheet Revisions

Date:	Comments	Init.

Colorado Department of Transportation



2000 South Holly Street
Denver, CO 80222
Phone: 303-757-9295 FAX: 303-757-9963

Region 1

JKE

As Constructed

No Revisions:

Revised:

Void:

I-70
DRAINAGE PLAN
STA 2317+00.00 TO STA 2329+00.00

Designer:	J HOLLON	Structure Numbers	
Detailer:	S ACOSTA		
Sheet Subset:	DRAINAGE	Subset Sheets:	34 of

Project No./Code

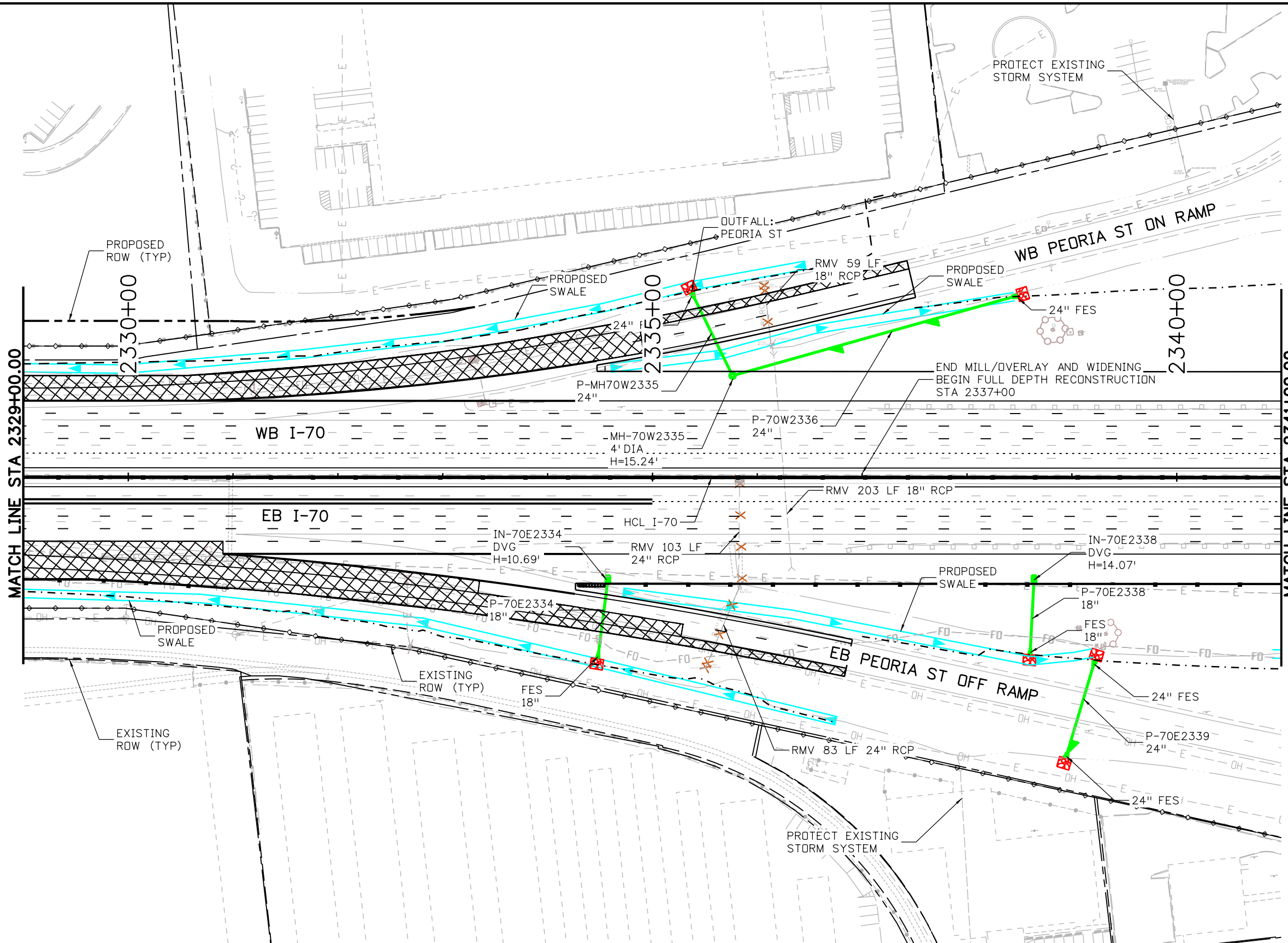
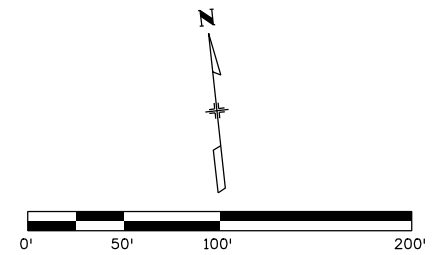
FBR 0704-234

19631

Sheet Number **DR-34**



MSCHWAB 5:56:58 AM p:\PWAPP\DMA01\NorthCentral_Dmaha\Documents\424981\MKT\00000083066\6.0_CAD_BIM\6.2_Work_In_Progress\6.2.6_Hydraulics\Drawings\19631HYDR_Plan-DR-35.dgn

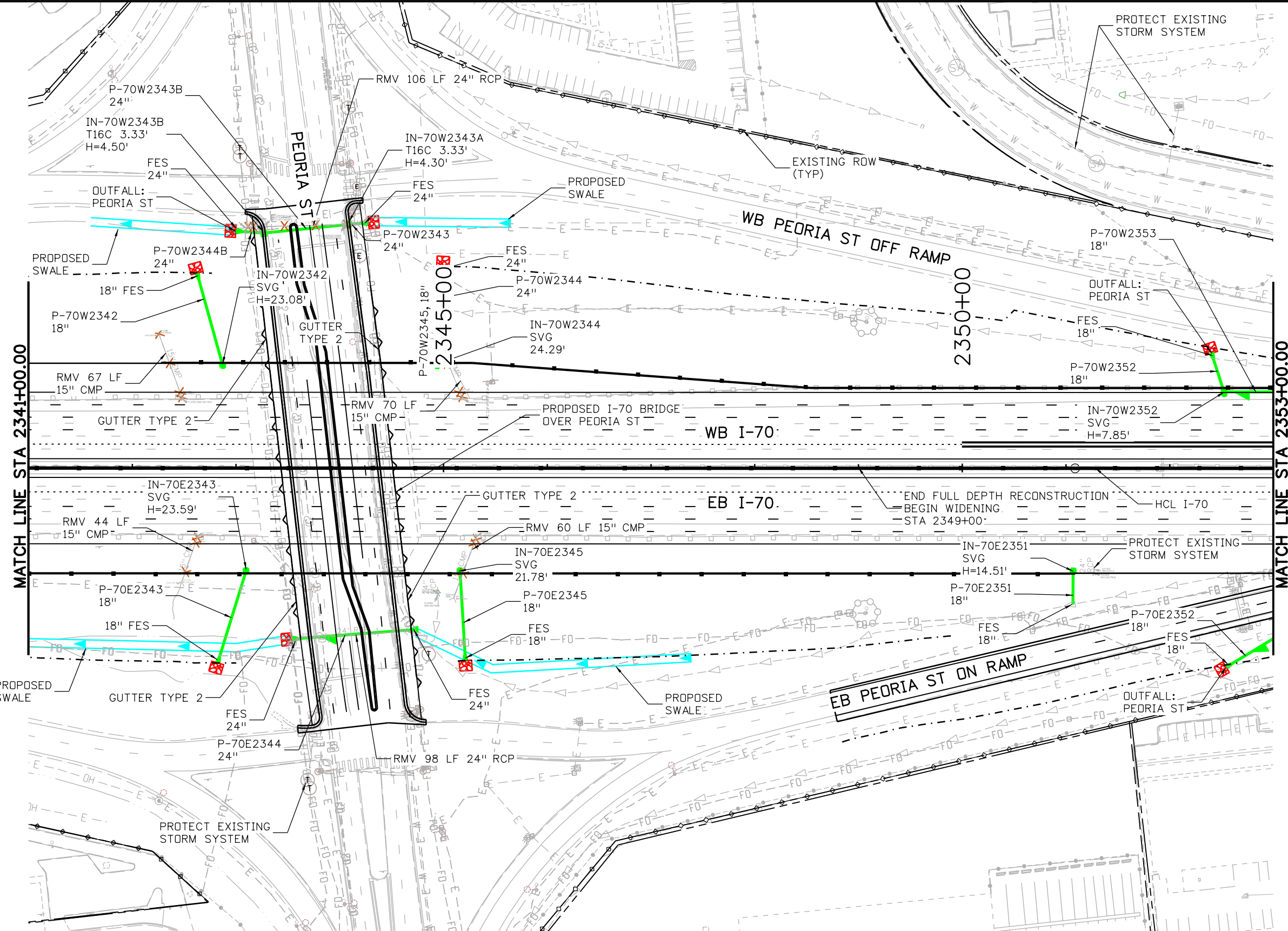
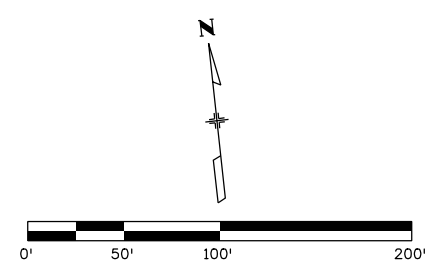


NOTES:
 1. ALL DRAINAGE CALCULATIONS MODELED WITH REINFORCED CONCRETE PIPE UNLESS NOTED OTHERWISE.

Print Date: 5/25/2017	Sheet Revisions			Colorado Department of Transportation 2000 South Holly Street Denver, CO 80222 Phone: 303-757-9295 FAX: 303-757-9963 Region 1	As Constructed No Revisions: Revised: Void:	I-70 DRAINAGE PLAN		Project No./Code FBR 0704-234 19631 Sheet Number DR-35
File Name: 19631HYDR_Plan-DR-35.dgn	Date:	Comments	Init.			STA 2329+00.00 TO STA 2341+00.00		
Scale: 1:100				JKE				



MSCHWAB 5:57:09 AM p:\P\APP\DMA01:NorthCentral_Dmaha\Documents\424981.MKT\0000083066\6.0_CAD_BITMAP.6.2_Work_In_Progress\6.2.6_Hydraulics\Drawings\19631HYDR_Plan-DR-36.dgn




NOTES:
 1. ALL DRAINAGE CALCULATIONS MODELED WITH REINFORCED CONCRETE PIPE UNLESS NOTED OTHERWISE.

Print Date: 5/25/2017
 File Name: 19631HYDR_Plan-DR-36.dgn
 Scale: 1:100

5280 Connectors
 Linking I-70 Communities

Sheet Revisions		
Date:	Comments	Init.

Colorado Department of Transportation



2000 South Holly Street
 Denver, CO 80222
 Phone: 303-757-9295 FAX: 303-757-9963

Region 1 JKE

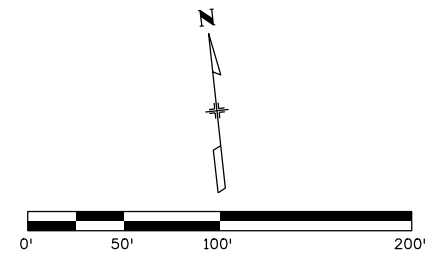
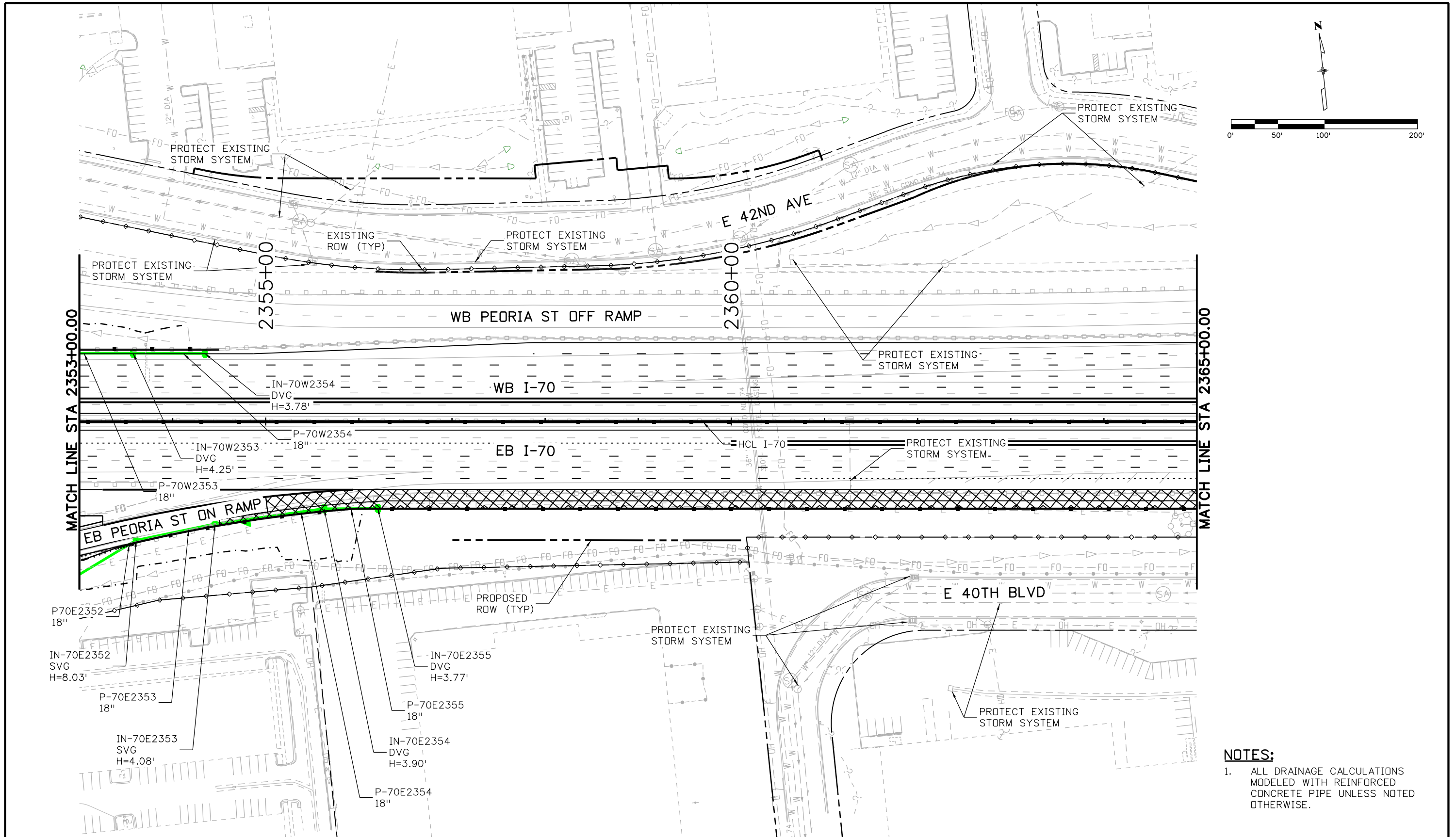
As Constructed
No Revisions:
Revised:
Void:

I-70 DRAINAGE PLAN
 STA 2341+00.00 TO STA 2353+00.00

Designer:	J HOLLON	Structure	
Detailer:	S ACDSTA	Numbers	
Sheet Subset:	DRAINAGE	Subset Sheets:	36 of

Project No./Code
FBR 0704-234
19631
Sheet Number DR-36

AVANCE 4:04:52 PM pw:\p\WAPPD\MA001\NorthCentral\Omaha\Documents\424981\NMTG00000083066\6.0_CAD_BIM_6.2_Work_In_Progress\6.2.6_Hydraulics\Drawings\19631HYDR_Plan-DR-37.dgn

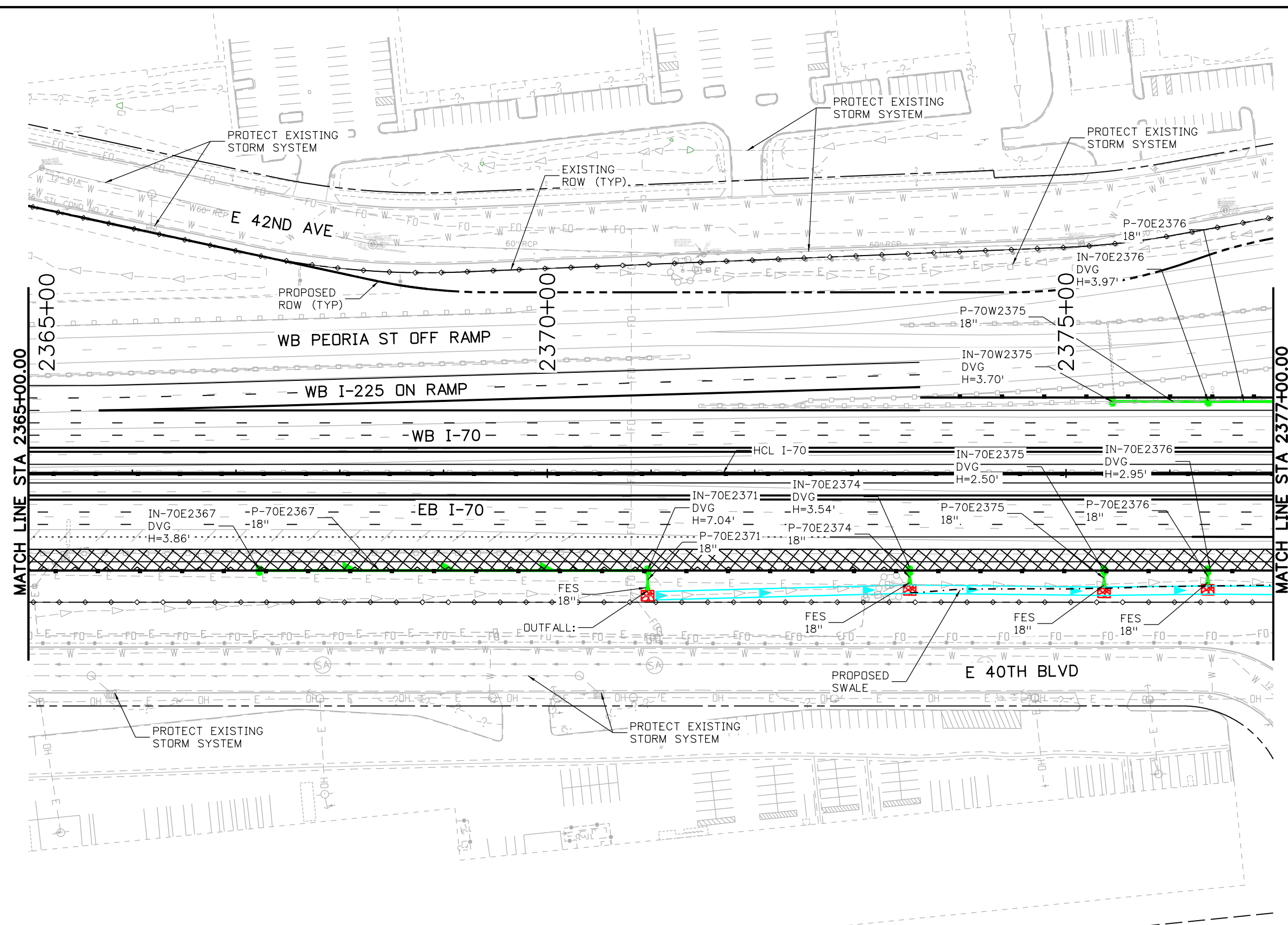
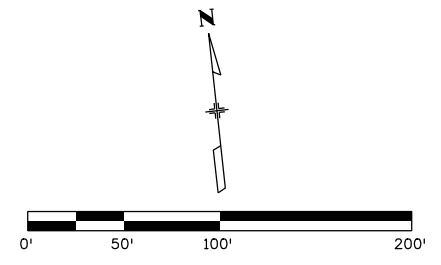


NOTES:
 1. ALL DRAINAGE CALCULATIONS MODELED WITH REINFORCED CONCRETE PIPE UNLESS NOTED OTHERWISE.

Print Date: 5/24/2017 File Name: 19631HYDR_Plan-DR-37.dgn Scale: 1:100	0000	Sheet Revisions <table border="1" style="width: 100%; border-collapse: collapse;"> <thead> <tr> <th style="width: 15%;">Date:</th> <th style="width: 55%;">Comments</th> <th style="width: 30%;">Init.</th> </tr> </thead> <tbody> <tr><td> </td><td> </td><td> </td></tr> <tr><td> </td><td> </td><td> </td></tr> <tr><td> </td><td> </td><td> </td></tr> </tbody> </table>	Date:	Comments	Init.										Colorado Department of Transportation 2000 South Holly Street Denver, CO 80222 Phone: 303-757-9295 FAX: 303-757-9963 Region 1	As Constructed No Revisions: Revised: Void:	I-70 DRAINAGE PLAN STA 2353+00.00 TO STA 2365+00.00 Designer: J HOLLON Detailer: S ACDSTA Sheet Subset: DRAINAGE Structure Numbers: Subset Sheets: 37 of	Project No./Code FBR 0704-234 19631 Sheet Number DR-37
Date:	Comments	Init.																



AVANCE 4:05:07 PM P:\PWAPPD\MA001\NorthCentral\Omaha\Documents\424981\MKTG00000083066\6.0_CAD_BIM_6.2_Work_In_Progress\6.2.6_Hydraulics\Drawings\19631HYDR_Plan-DR-38.dgn



NOTES:
 1. ALL DRAINAGE CALCULATIONS MODELED WITH REINFORCED CONCRETE UNLESS NOTED OTHERWISE.

Print Date: 5/24/2017
 File Name: 19631HYDR_Plan-DR-38.dgn
 Scale: 1:100

Sheet Revisions		
Date:	Comments	Init.

Colorado Department of Transportation

 2000 South Holly Street
 Denver, CO 80222
 Phone: 303-757-9295 FAX: 303-757-9963
 Region 1 JKE

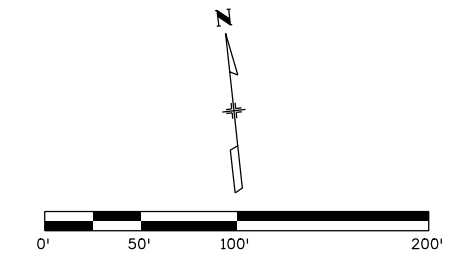
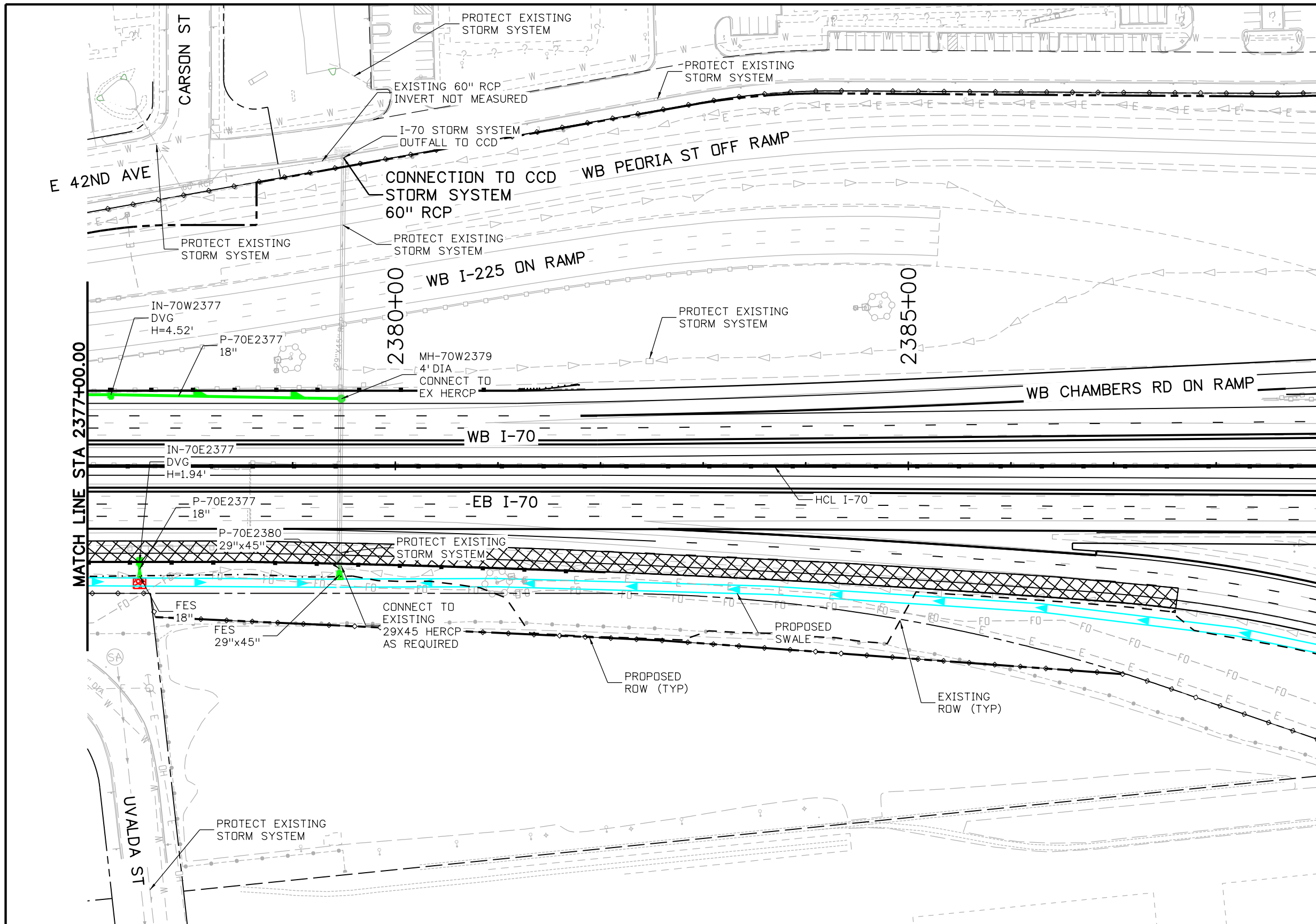
As Constructed
No Revisions:
Revised:
Void:

I-70 DRAINAGE PLAN
 STA 2365+00.00 TO STA 2377+00.00

Designer: J HOLLON	Structure Numbers
Detailer: S ACDSTA	
Sheet Subset: DRAINAGE	Subset Sheets: 38 of

Project No./Code
FBR 0704-234
19631
Sheet Number DR-38

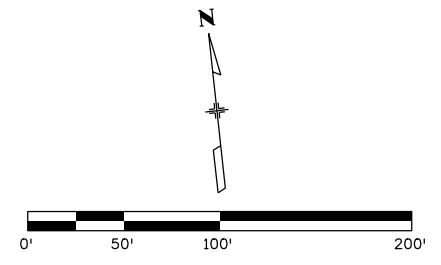
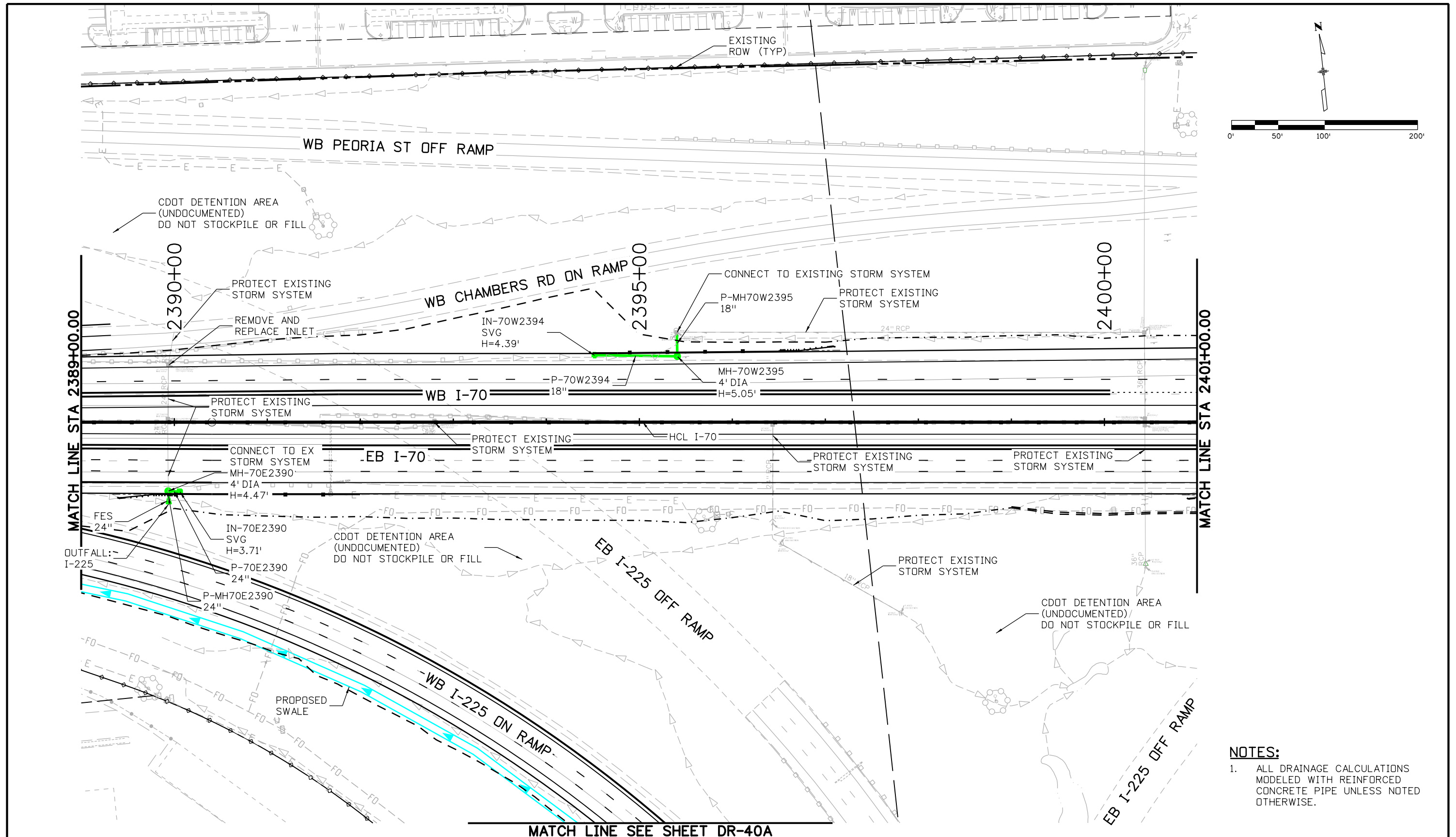
AVANCE 4:05:26 PM P:\PWAPPD\MA001\NorthCentral_Dmaha\Documents\424981\MKTG0000083066\6.0_CAD_BIM_6.2_Work\In_Progress\6.2.6_Hydraulics\Drawings\19631HYDR_Plan-DR-39.dgn



- NOTES:**
- ALL DRAINAGE CALCULATIONS MODELED ON REINFORCED CONCRETE PIPE UNLESS NOTED OTHERWISE.
 - I-70 STORM SYSTEM OUTFALL TO EXISTING 60" RCP CCD SYSTEM.

Print Date: 5/24/2017	Sheet Revisions			<p>Colorado Department of Transportation 2000 South Holly Street Denver, CO 80222 Phone: 303-757-9295 FAX: 303-757-9963 Region 1</p>	As Constructed No Revisions: Revised: Void:	I-70 DRAINAGE PLAN STA 2377+00.00 TO STA 2389+00.00		Project No./Code
File Name: 19631HYDR_Plan-DR-39.dgn	Date:	Comments	Init.			Designer: J HOLLON	Structure Numbers	FBR 0704-234
Scale: 1:100	0000			JKE	Revised:	Detailer: S ACOSTA	19631	
5280 Connectors Linking I-70 Communities					Void:	Sheet Subset: DRAINAGE	Subset Sheets: 39 of	Sheet Number DR-39

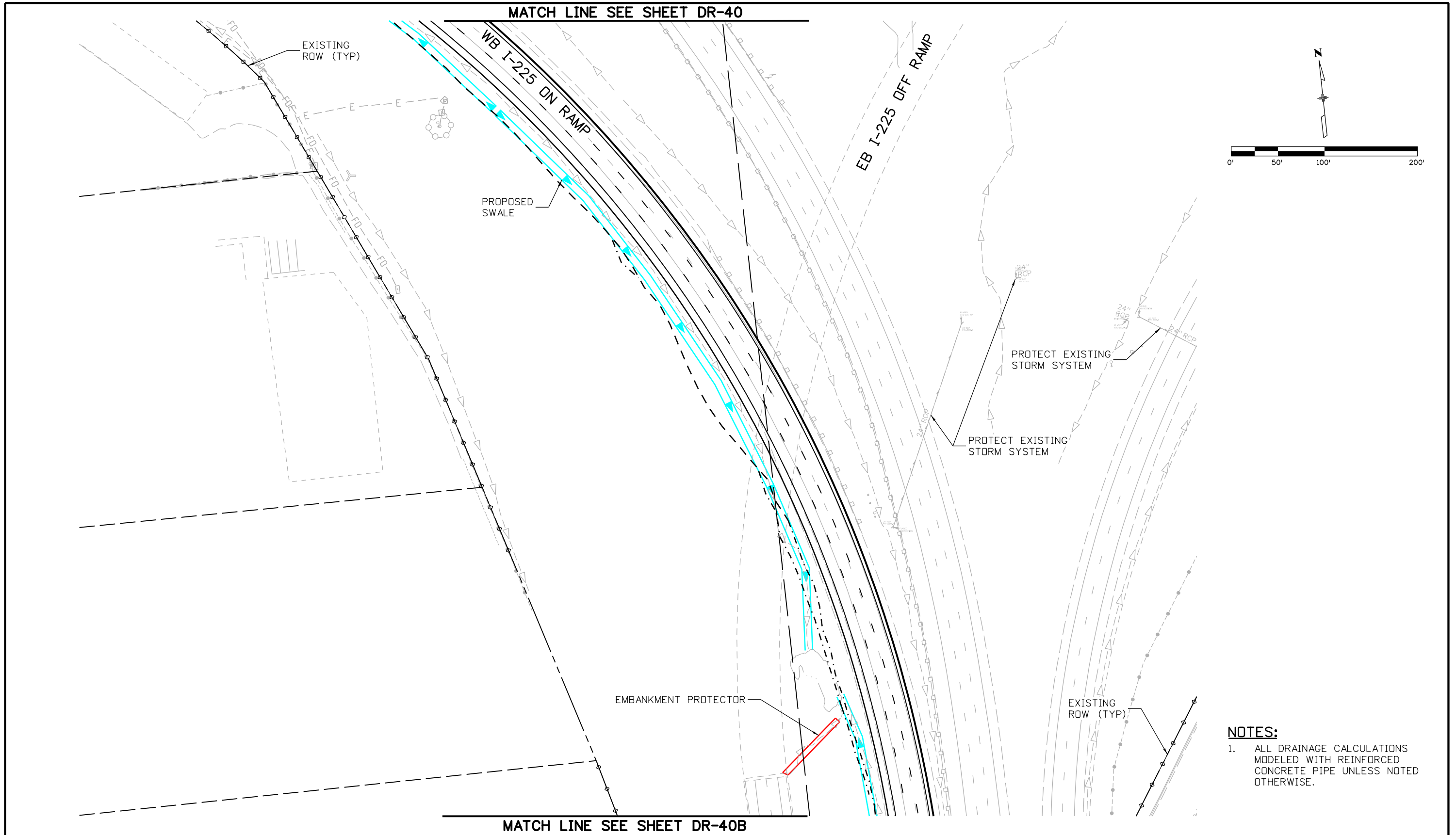
AVANCE 4:05:40 PM P:\P\WAPPD\MA001\NorthCentral\Omaha\Documents\424981\MKTG00000083066\6.0_CAD_BIM_6.2_Work_In_Progress\6.2.6_Hydraulics\Drawings\19631HYDR_Plan-DR-40.dgn



NOTES:
 1. ALL DRAINAGE CALCULATIONS MODELED WITH REINFORCED CONCRETE PIPE UNLESS NOTED OTHERWISE.

Print Date: 5/24/2017		Sheet Revisions		Colorado Department of Transportation		As Constructed		I-70 DRAINAGE PLAN		Project No./Code	
File Name: 19631HYDR_Plan-DR-40.dgn		Date:	Comments	Init.	2000 South Holly Street Denver, CO 80222 Phone: 303-757-9295 FAX: 303-757-9963		No Revisions:		STA 2389+00.00 TO STA 2401+00.00		FBR 0704-234
Scale: 1:100					Region 1		Revised:		Designer: J HOLLON	Structure Numbers	19631
5280 Connectors Linking I-70 Communities					JKE		Void:		Detailer: S ACOSTA	Subset Sheets: 40 of	Sheet Number DR-40
									Sheet Subset: DRAINAGE		

AVANCE 4:05:52 PM P:\PWAPPD\MA001\NorthCentral_Denver\Documents\424981\MKTG00000083066\6.0_CAD_BIM\6.2_Work_In_Progress\6.2.6_Hydraulics\Drawings\19631HYDR_Plan-DR-40A.dgn

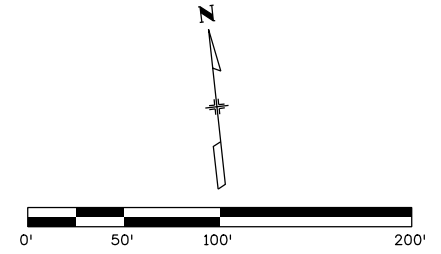
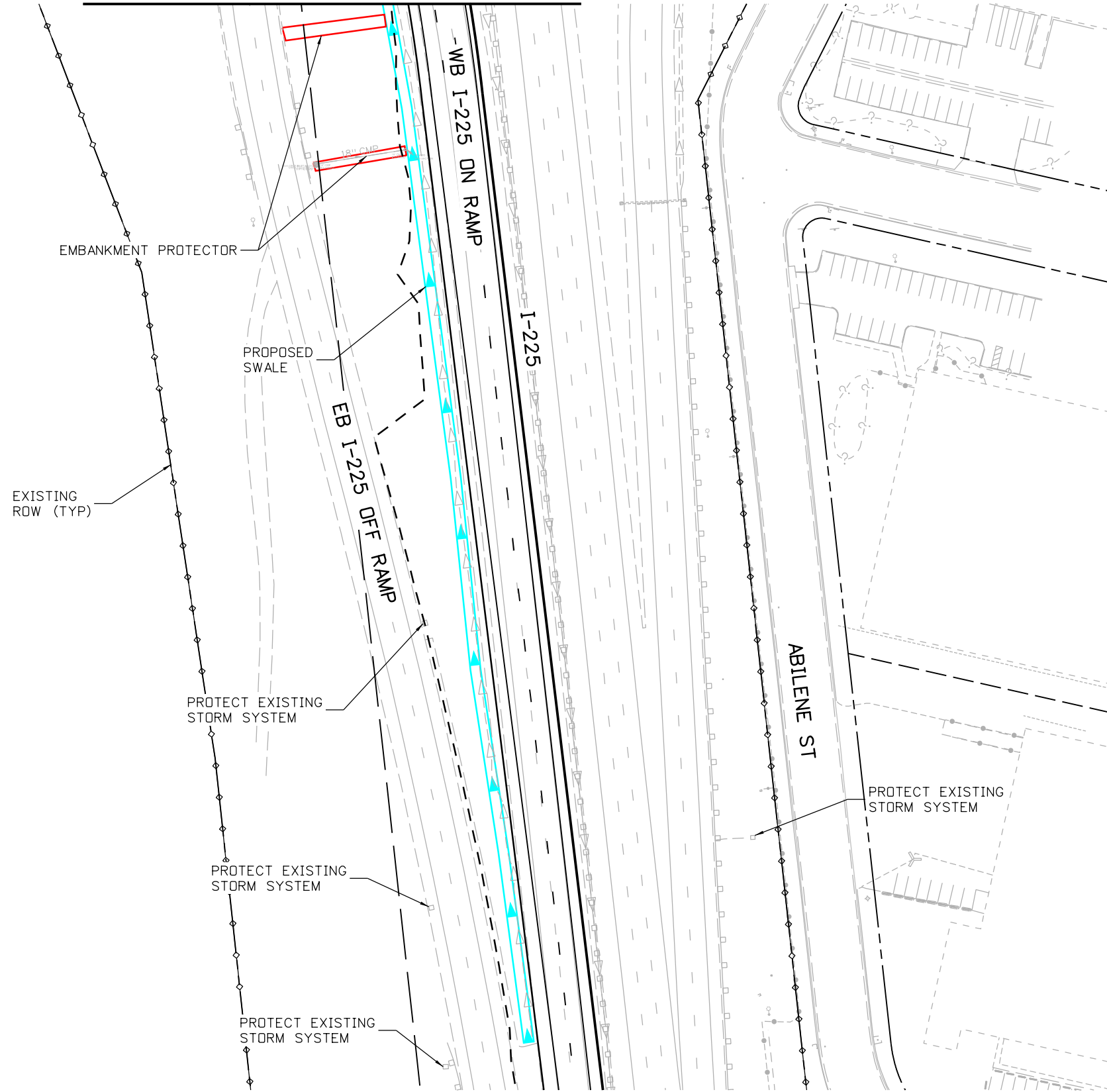


NOTES:
 1. ALL DRAINAGE CALCULATIONS MODELED WITH REINFORCED CONCRETE PIPE UNLESS NOTED OTHERWISE.

Print Date: 5/24/2017	Sheet Revisions			Colorado Department of Transportation  2000 South Holly Street Denver, CO 80222 Phone: 303-757-9295 FAX: 303-757-9963 Region 1	As Constructed	I-70 DRAINAGE PLAN I-225 SWALE		Project No./Code
File Name: 19631HYDR_Plan-DR-40A.dgn	Date:	Comments	Init.		No Revisions:			Designer: J HOLLON
Scale: 1:100					Revised:	Detailer: S ACOSTA	19631	
					Void:	Sheet Subset: DRAINAGE	Subset Sheets: 40 of	Sheet Number DR-40A

AVANCE 4:06:05 PM p:\PWAPPD\MA001\NorthCentral_Dmaha\Documents\424981\MKTG0000083066\6.0_CAD_BIM\6.2_Work_In_Progress\6.2.6_Hydraulics\Drawings\19631HYDR_Plan-DR-40B.dgn

MATCH LINE SEE SHEET DR-40A



NOTES:

1. ALL DRAINAGE CALCULATIONS MODELED WITH REINFORCE CONCRETE PIPE UNLESS NOTED OTHERWISE.

Print Date: 5/24/2017
 File Name: 19631HYDR_Plan-DR-40B.dgn
 Scale: 1:100

Sheet Revisions		
Date:	Comments	Init.

Colorado Department of Transportation

2000 South Holly Street
 Denver, CO 80222
 Phone: 303-757-9295 FAX: 303-757-9963

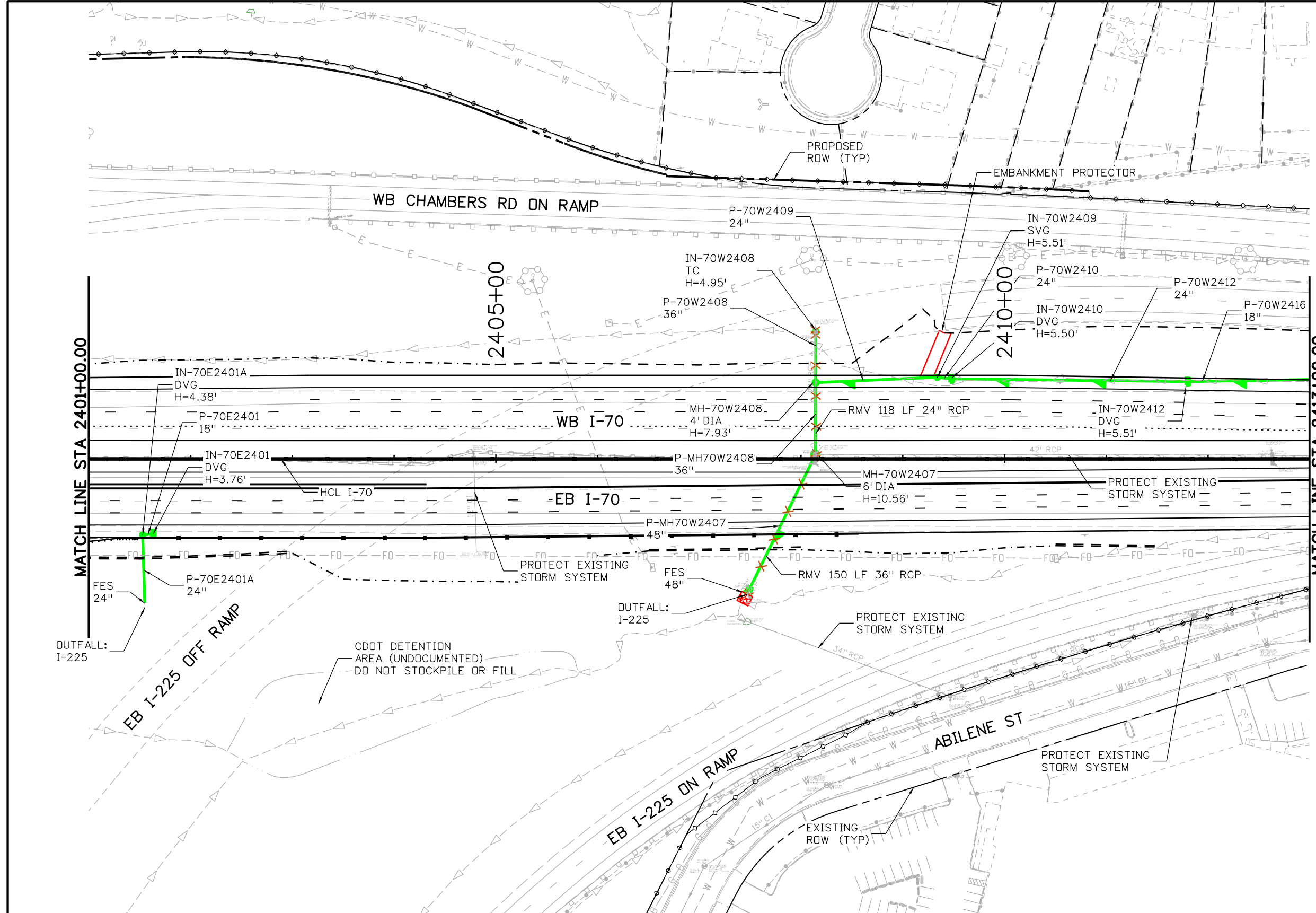
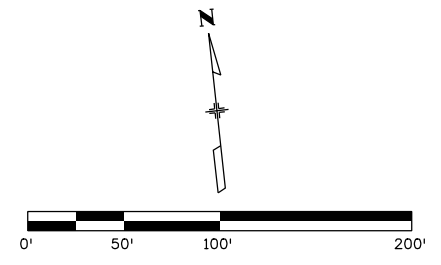
Region 1 JKE

As Constructed	
No Revisions:	
Revised:	
Void:	

I-70 DRAINAGE PLAN I-225 SWALE	
Designer:	J HOLLON
Detailer:	S ACOSTA
Sheet Subset:	DRAINAGE
Structure Numbers	
Subset Sheets:	40 of

Project No./Code	FBR 0704-234
	19631
Sheet Number	DR-40B

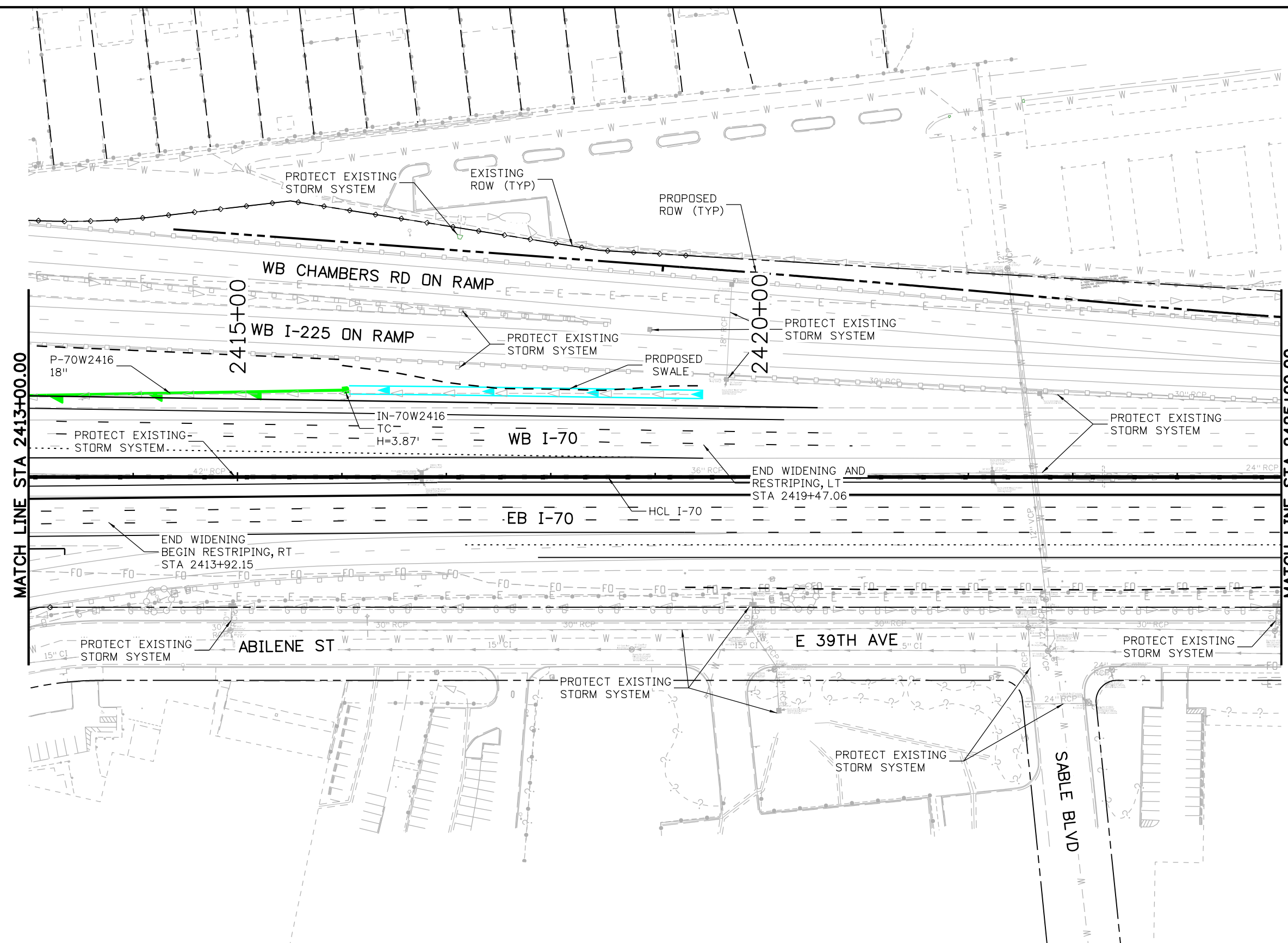
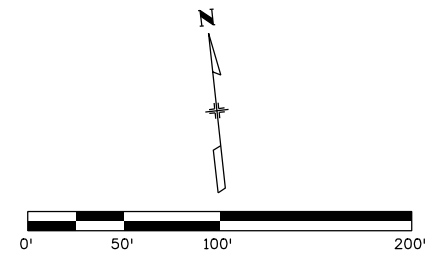
AVANCE 4:06:18 PM pw:\PWAPPD\MA01\NorthCentral_Dmaha\Documents\424981\MKT60000083066\6.0_CAD_BIM\6.2_Work_In_Progress\6.2.6_Hydraulics\Drawings\19631HYDR_Plan-DR-41.dgn



- NOTES:**
- ALL DRAINAGE CALCULATIONS MODELED WITH REINFORCED CONCRETE PIPE UNLESS NOTED OTHERWISE.

Print Date: 5/24/2017 File Name: 19631HYDR_Plan-DR-41.dgn Scale: 1:100	<table border="1"> <thead> <tr> <th colspan="3">Sheet Revisions</th> </tr> <tr> <th>Date:</th> <th>Comments</th> <th>Init.</th> </tr> </thead> <tbody> <tr> <td> </td> <td> </td> <td> </td> </tr> <tr> <td> </td> <td> </td> <td> </td> </tr> <tr> <td> </td> <td> </td> <td> </td> </tr> </tbody> </table>	Sheet Revisions			Date:	Comments	Init.										Colorado Department of Transportation 2000 South Holly Street Denver, CO 80222 Phone: 303-757-9295 FAX: 303-757-9963 Region 1	As Constructed No Revisions: Revised: Void:	I-70 DRAINAGE PLAN STA 2401+00.00 TO STA 2413+00.00		Project No./Code FBR 0704-234 19631
		Sheet Revisions																			
Date:	Comments	Init.																			
	Designer: J HOLLON Detailer: S ACDSTA Sheet Subset: DRAINAGE	Structure Numbers: Subset Sheets: 41 of	Sheet Number DR-41																		

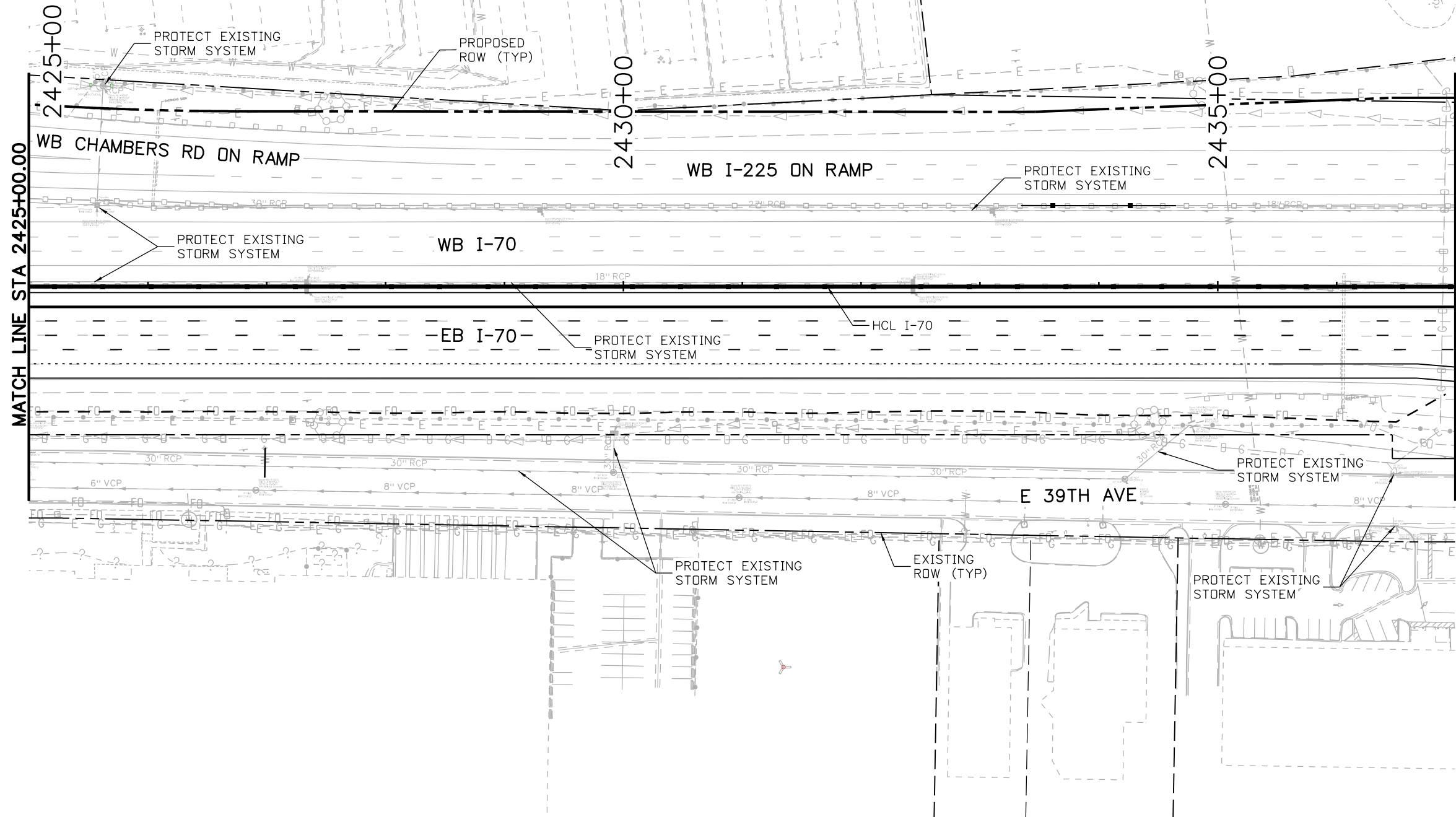
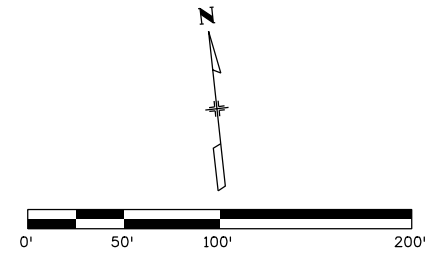
AVANCE 4:06:28 PM P:\PWAPPD\MA001\NorthCentral_Dmaha\Documents\424981\MKTG0000083066\6.0_CAD_BTM_6.2_Work_In_Progress\6.2.6_Hydraulics\Drawings\19631HYDR_Plan-DR-42.dgn





NOTES:
 1. ALL DRAINAGE CALCULATIONS MODELED WITH REINFORCED CONCRETE PIPE UNLESS NOTED OTHERWISE.

Print Date: 5/24/2017	Sheet Revisions			<p>Colorado Department of Transportation 2000 South Holly Street Denver, CO 80222 Phone: 303-757-9295 FAX: 303-757-9963</p>	As Constructed No Revisions: Revised: Void:	I-70 DRAINAGE PLAN STA 2413+00.00 TO STA 2425+00.00		Project No./Code
File Name: 19631HYDR_Plan-DR-42.dgn	Date:	Comments	Init.			Designer: J HOLLON Detailer: S ACDSTA	Structure Numbers	FBR 0704-234
Scale: 1:100	0000			Region 1	JKE	Sheet Subset: DRAINAGE	Subset Sheets: 42 of	19631
								Sheet Number DR-42

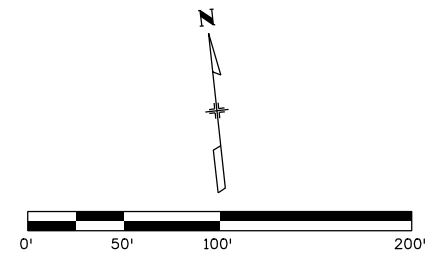
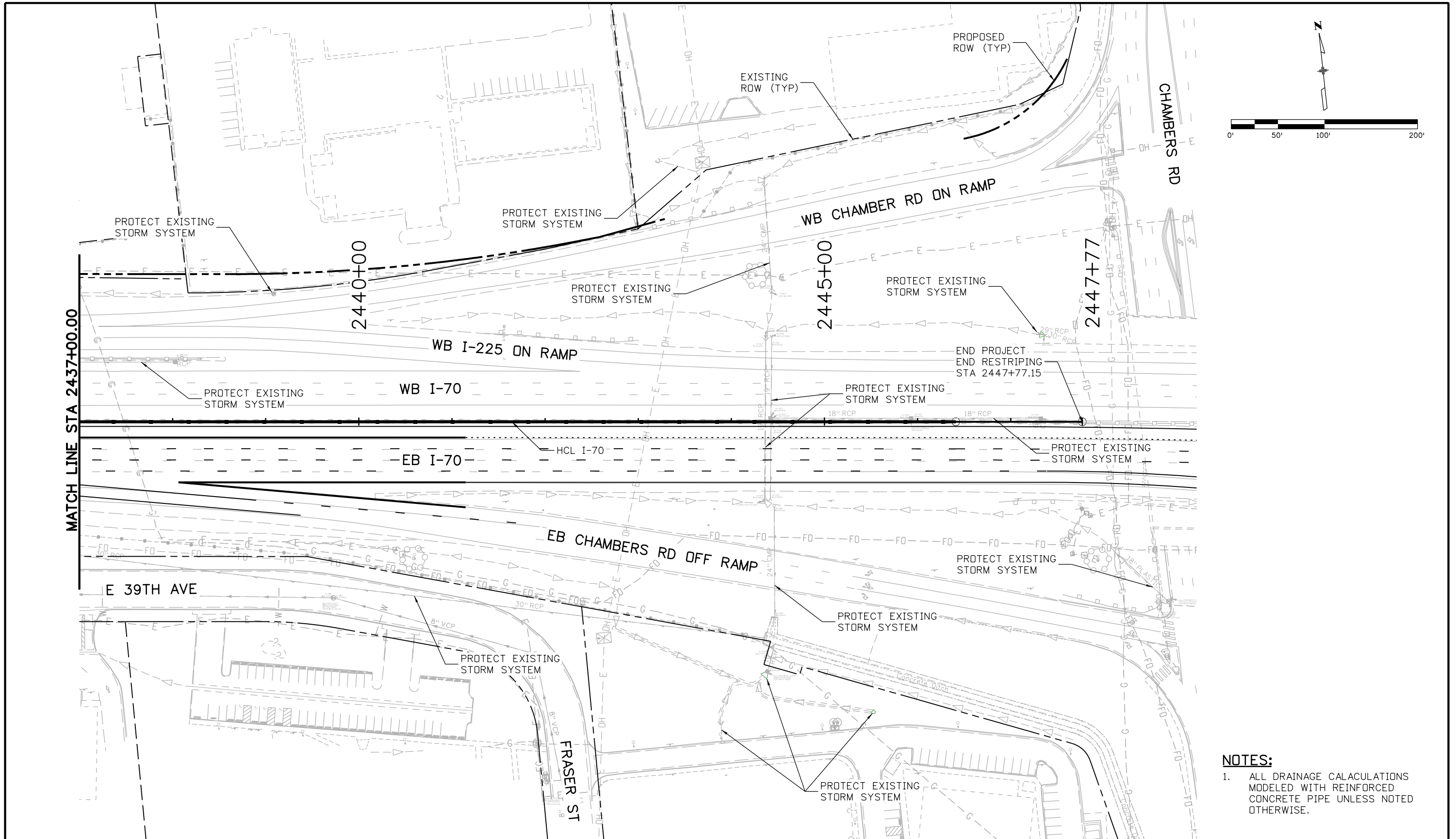
AVANCE 4:06:39 PM P:\PWAPPD\MA001\NorthCentral_Dmaha\Documents\424981\MKT\00000083066\6.0_CAD_BIM\6.2_Work_In_Progress\6.2.6_Hydraulics\Drawings\19631HYDR_Plan-DR-43.dgn



- NOTES:**
- ALL DRAINAGE CALCULATIONS MODELED WITH REINFORCED CONCRETE PIPE UNLESS NOTED OTHERWISE.

Print Date: 5/24/2017	0000	Sheet Revisions			Colorado Department of Transportation  2000 South Holly Street Denver, CO 80222 Phone: 303-757-9295 FAX: 303-757-9963 Region 1	As Constructed		I-70 DRAINAGE PLAN		Project No./Code	
File Name: 19631HYDR_Plan-DR-43.dgn		Date:	Comments	Init.		No Revisions:	STA 2425+00.00 TO STA 2437+00.00		FBR 0704-234		
Scale: 1:100						Revised:	Designer: J HOLLON	Structure Numbers	19631		
					Void:	Detailer: S ACOSTA	Sheet Subsets: DRAINAGE	Subset Sheets: 43 of		Sheet Number DR-43	

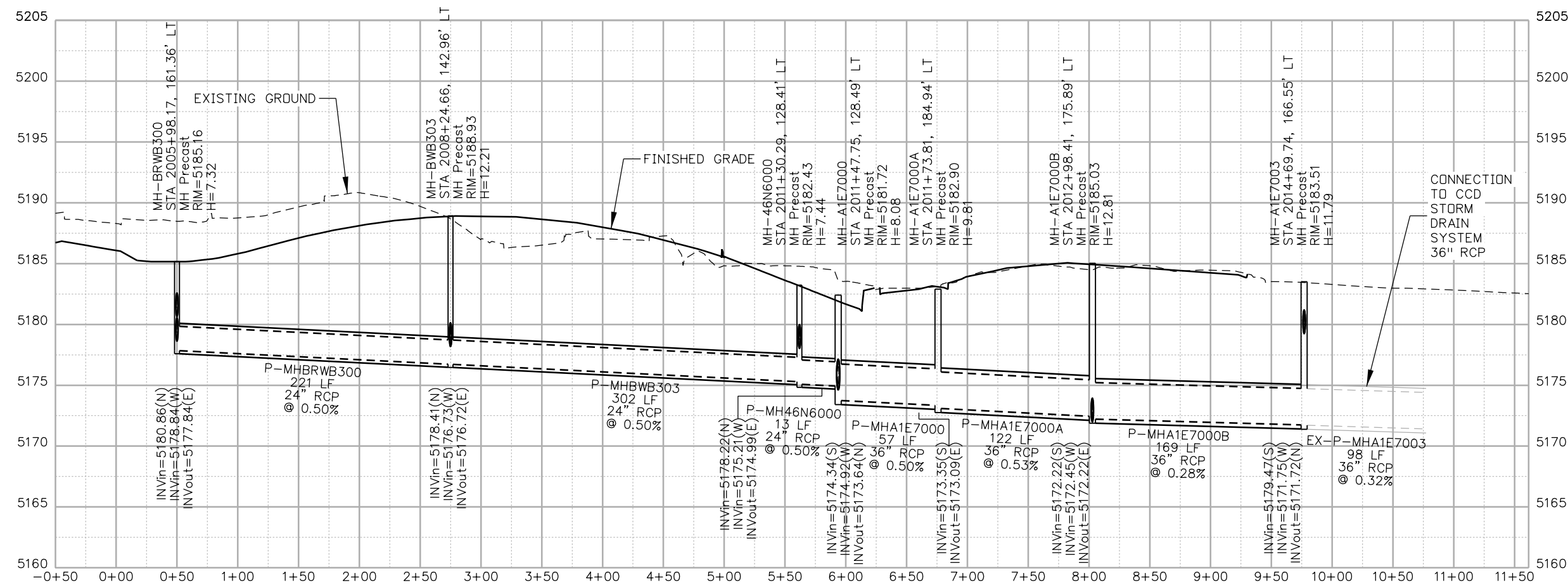
AVANCE 4:06:49 PM P:\PWAPPD\MA001\NorthCentral_Dmaha\Documents\424981\MKTG0000083066\6.0_CAD_BIM\6.2_Work_In_Progress\6.2.6_Hydraulics\Drawings\19631HYDR_Plan-DR-44.dgn



NOTES:
 1. ALL DRAINAGE CALCULATIONS MODELED WITH REINFORCED CONCRETE PIPE UNLESS NOTED OTHERWISE.

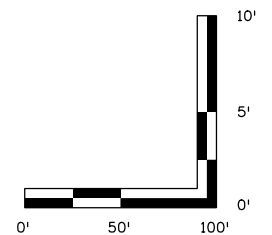
Print Date: 5/24/2017	Sheet Revisions			Colorado Department of Transportation 2000 South Holly Street Denver, CO 80222 Phone: 303-757-9295 FAX: 303-757-9963 Region 1	As Constructed No Revisions: Revised: Void:	I-70 DRAINAGE PLAN STA 2437+00.00 TO STA 2447+77.15		Project No./Code
File Name: 19631HYDR_Plan-DR-44.dgn	Date:	Comments	Init.			Designer: J HOLLON	Structure Numbers	FBR 0704-234
Scale: 1:100	0000			JKE	Revised:	Detailer: S ACOSTA	19631	
5280 Connectors Linking I-70 Communities					Void:	Sheet Subset: DRAINAGE	Subset Sheets: 44 of	Sheet Number DR-44

ovince 3:14:11 PM pw:\PWAPPD\MA01:NorthCentral_Dmaha\Documents\424981\MKT60000083066\6.0_CAD_BIM\6.2_Work_In_Progress\6.2.6_Hydraulics\Drawings\19631HYDR_Prof_DP-01.dgn



NOTES:

- ALL DRAINAGE CALCULATIONS MODELED WITH REINFORCED CONCRETE PIPE UNLESS NOTED OTHERWISE.



Print Date: 5/24/2017
 File Name: 19631HYDR_Prof_DP-01.dgn
 Scale: 1:100

Sheet Revisions		
Date:	Comments	Init.

Colorado Department of Transportation

2000 South Holly Street
 Denver, CO 80222
 Phone: 303-757-9295 FAX: 303-757-9963

Region 1 **JKE**

As Constructed

No Revisions:
 Revised:
 Void:

**I-70
 DRAINAGE PROFILE
 OUTFALL: RACE ST (1 OF 1)**

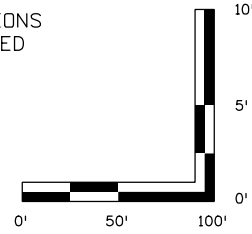
Designer: J.HOLLON
 Detailer: A.VANCE
 Sheet Subset: DRAINAGE

Project No./Code
 FBR 0704-234
 19631
 Sheet Number **DP-01**



NOTES:

1. ALL DRAINAGE CALCULATIONS MODELED WITH REINFORCED CONCRETE PIPE UNLESS NOTED OTHERWISE.

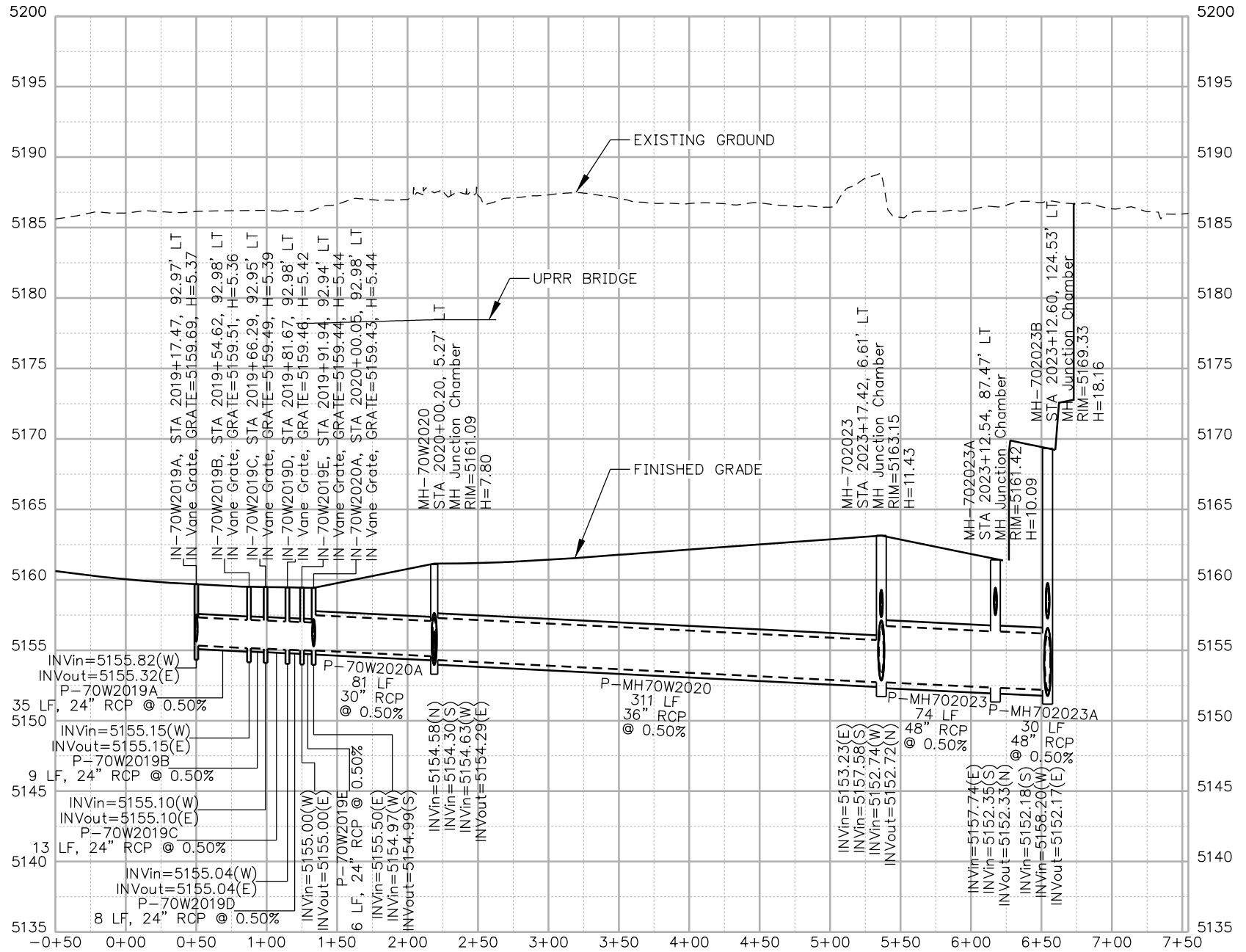
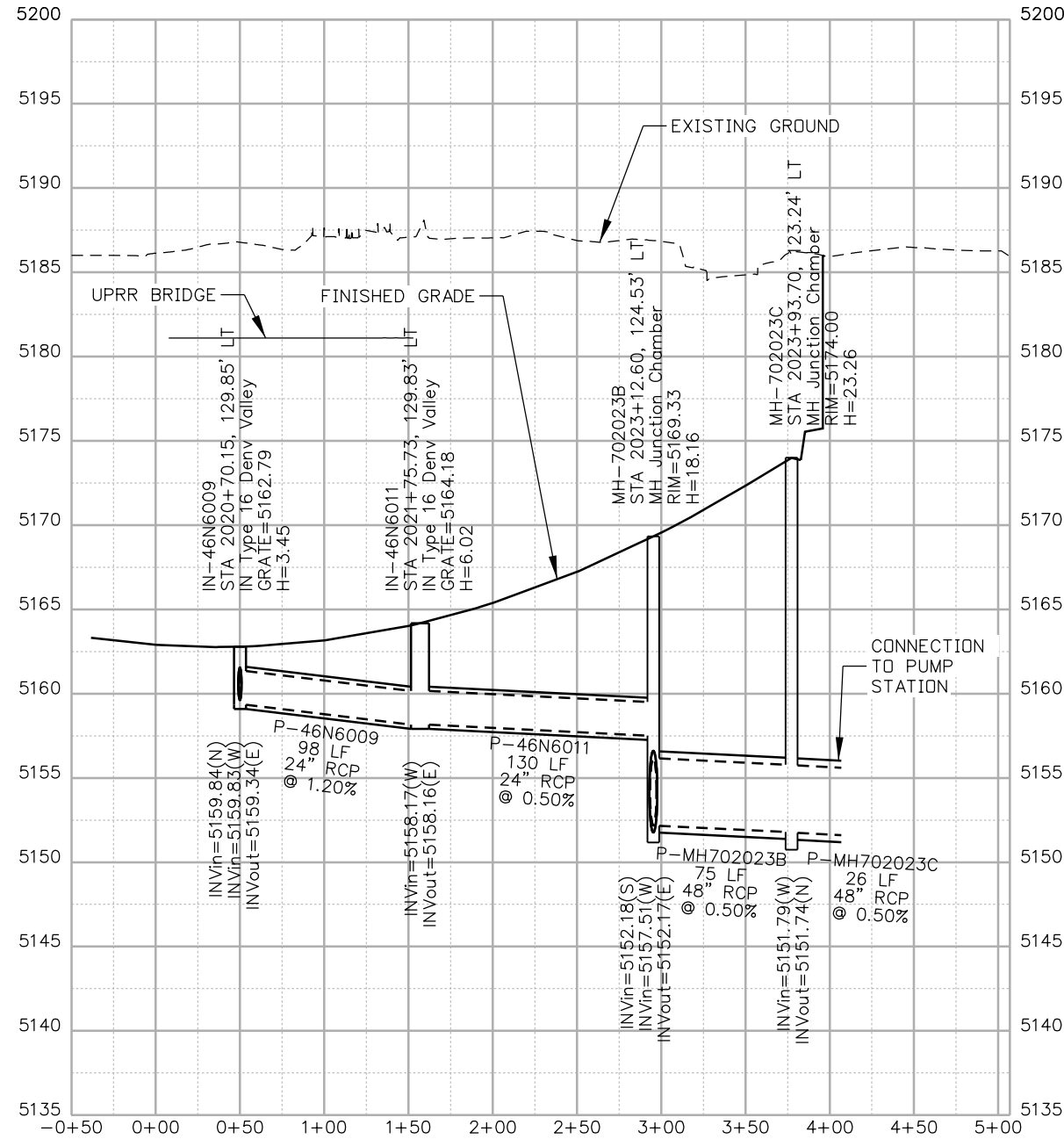


MATCH POINT
1-B

MATCH POINT
2-B

MATCH POINT
3-B

MATCH POINT
1-B



Print Date: 5/24/2017

File Name: 19631HYDR_Prof_DP-02.dgn

Scale: 1:100

Sheet Revisions

Date:	Comments	Init.



Colorado Department of Transportation

2000 South Holly Street
Denver, CO 80222
Phone: 303-757-9295 FAX: 303-757-9963

Region 1

JKE

As Constructed

No Revisions:

Revised:

Void:

**I-70
DRAINAGE PROFILE
OUTFALL: PUMP STA. (1 OF 7)**

Designer: J.HOLLON
Detailer: A.VANCE
Sheet Subset: DRAINAGE

Structure Numbers
Subset Sheets: 2 of

Project No./Code

FBR 0704-234

19631

Sheet Number DP-02

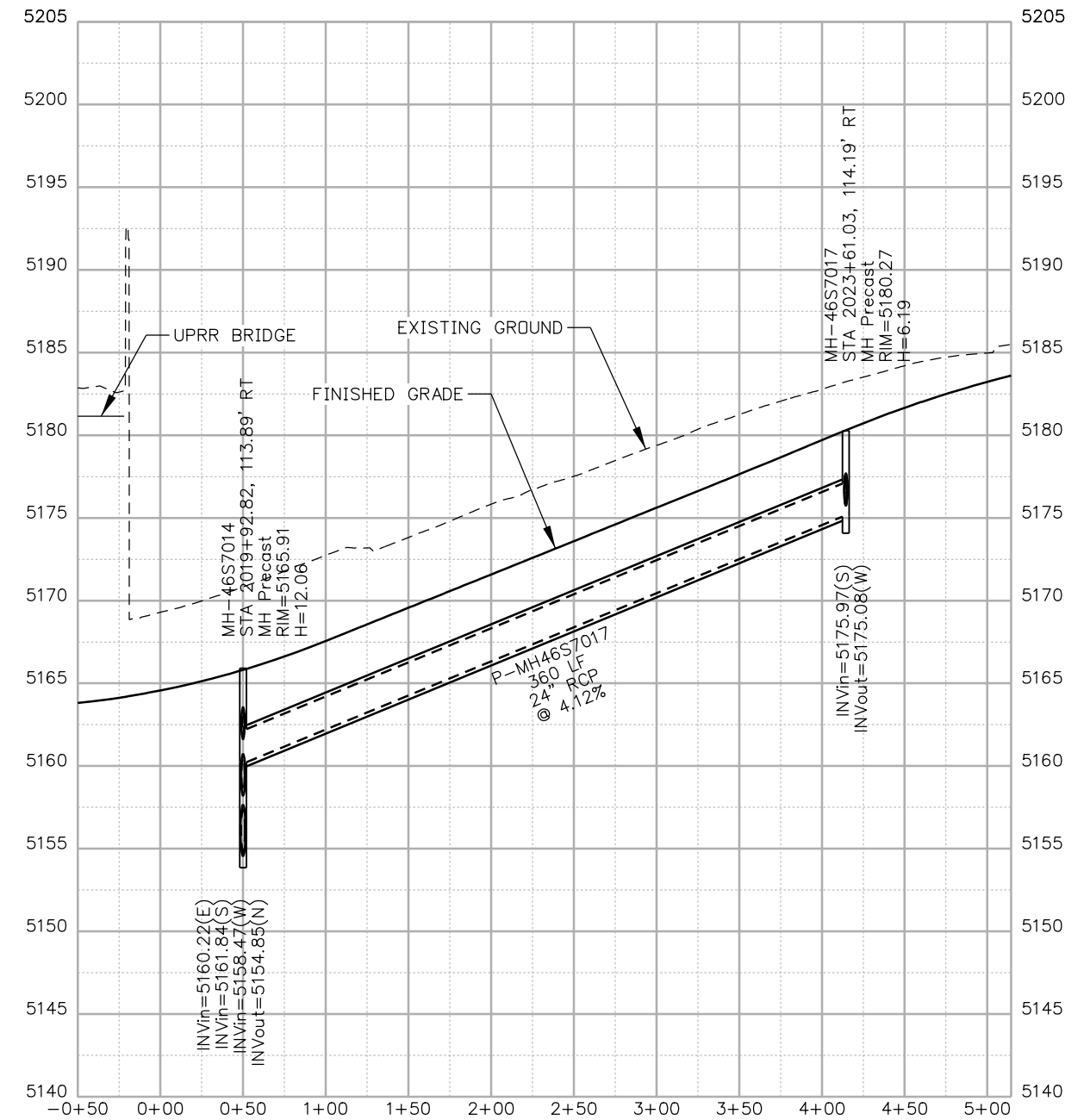
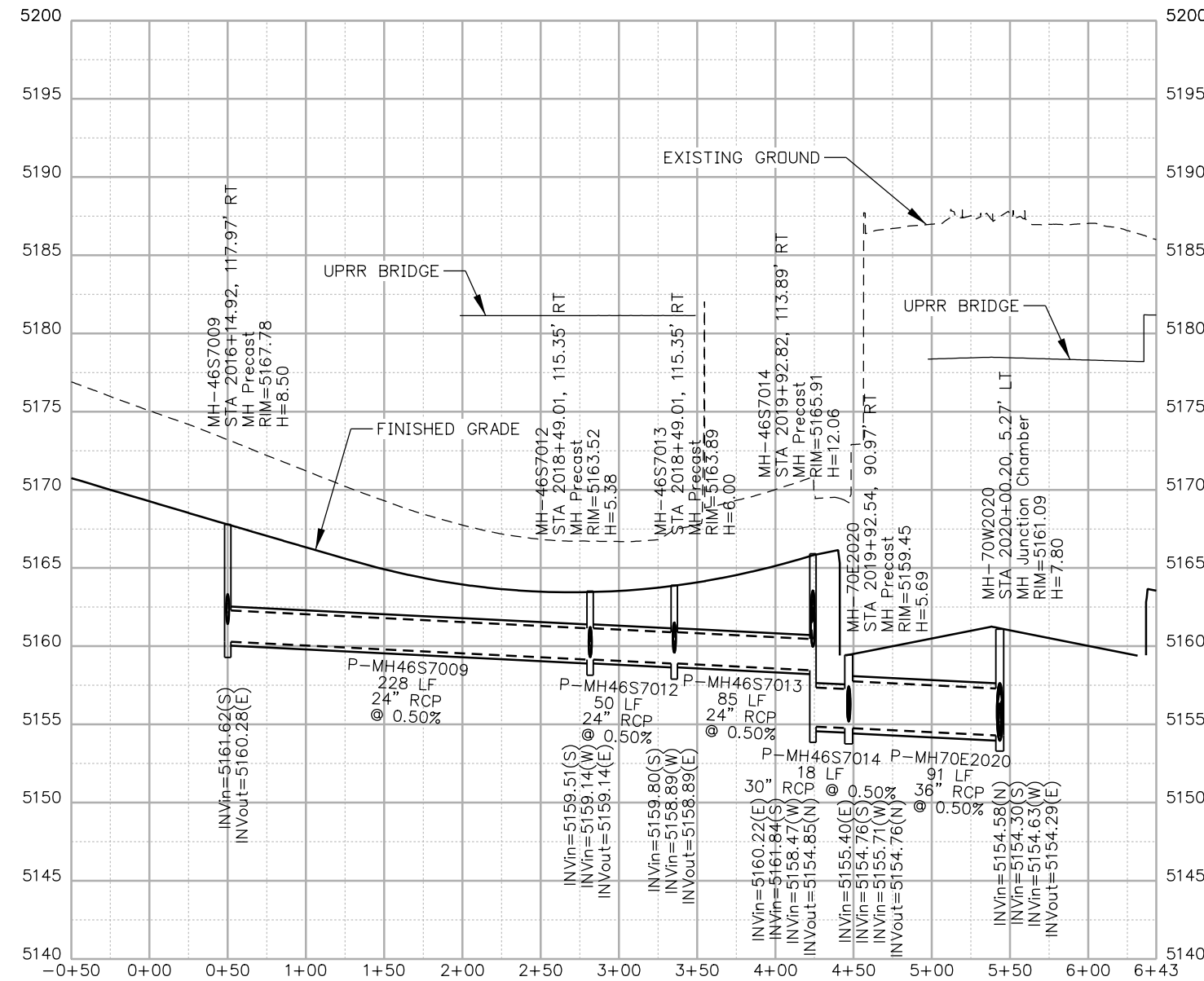
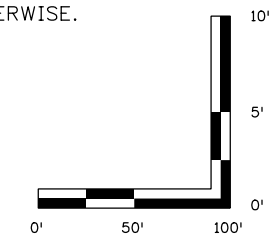


C:\Users\jpk\OneDrive\Documents\19631HYDR_Prof_DP-02.dgn

ovance 3:14:33 PM p:\1\APP\001\NorthCentral\Omaha\Documents\424981\1\K1\G00000083066\6_0_CAD_BIM\6.2_Work_In_Progress\6.2.6_Hydraulics\Drawings\19631HYDR_Prof_DP-03.dgn

NOTES:

1. ALL DRAINAGE CALCULATIONS MODELED WITH REINFORCED CONCRETE PIPE UNLESS NOTED OTHERWISE.



Print Date: 5/24/2017

File Name: 19631HYDR_Prof_DP-03.dgn

Scale: 1:100

Sheet Revisions

Date:	Comments	Init.

Colorado Department of Transportation



2000 South Holly Street
Denver, CO 80222
Phone: 303-757-9295 FAX: 303-757-9963

Region 1

JKE

As Constructed

No Revisions:

Revised:

Void:

**I-70
DRAINAGE PROFILE
OUTFALL: PUMP STA. (2 OF 7)**

Designer: J.HOLLON

Detailer: A.VANCE

Sheet Subset: DRAINAGE

Structure Numbers

Subset Sheets: 3 of

Project No./Code

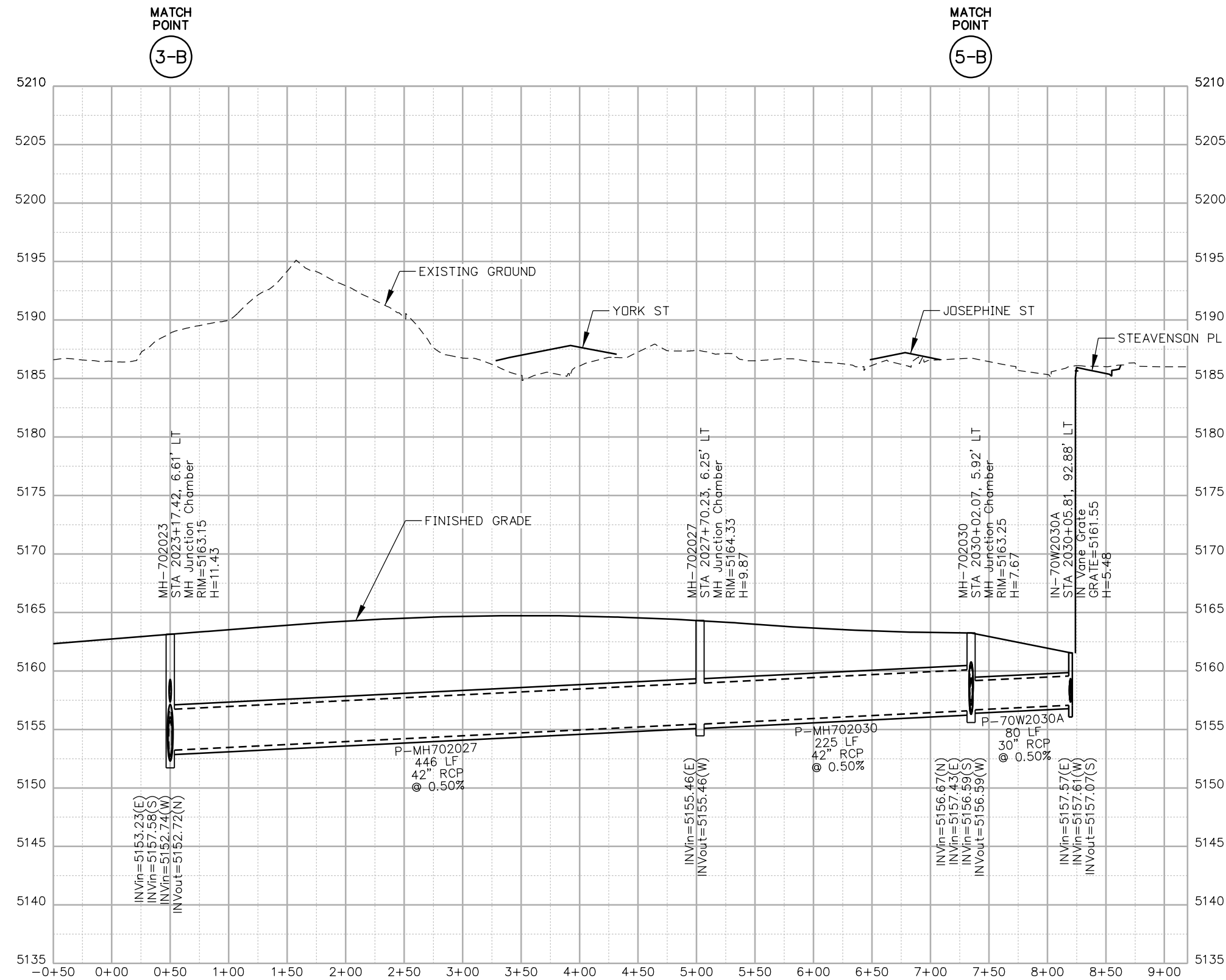
FBR 0704-234

19631

Sheet Number **DP-03**

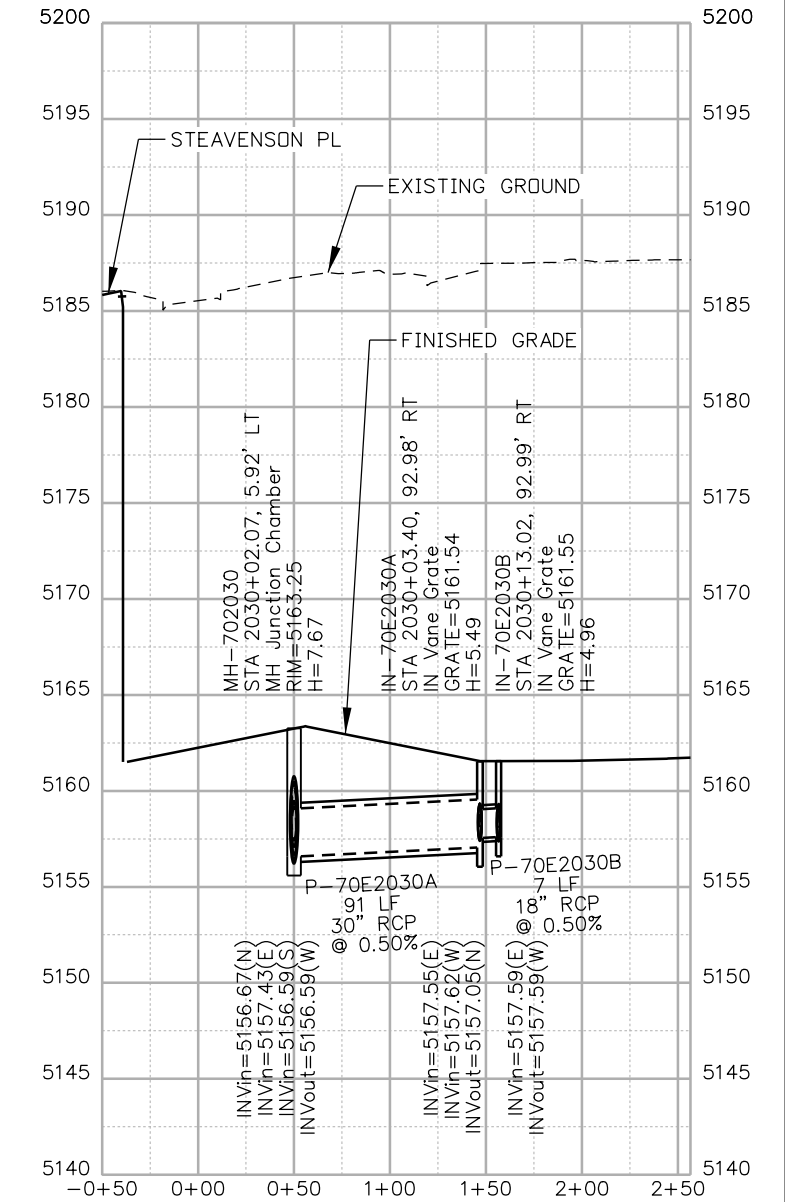
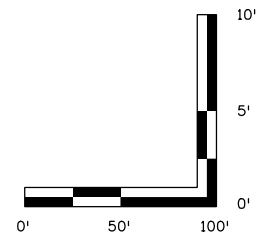


ovance 3:14:44 PM p:\p\APP\MA001\NorthCentral_Omaha\Documents\424981\WKTG00000083066\6_0_CAD_BIM\6.2_6 Hydraulics\Drawings\19631HYDR_Prof_DP-04.dgn



NOTES:

- ALL DRAINAGE CALCULATIONS MODELED WITH REINFORCED CONCRETE PIPE UNLESS NOTED OTHERWISE.



Print Date: 5/24/2017

File Name: 19631HYDR_Prof_DP-04.dgn

Scale: 1:100

Sheet Revisions

Date:	Comments	Init.

Colorado Department of Transportation



2000 South Holly Street
Denver, CO 80222
Phone: 303-757-9295 FAX: 303-757-9963

Region 1

JKE

As Constructed

No Revisions:

Revised:

Void:

I-70
DRAINAGE PROFILE
OUTFALL: PUMP STA. (3 OF 7)

Designer:	J.HOLLON	Structure Numbers	
Detailer:	A.VANCE		
Sheet Subset:	DRAINAGE	Subset Sheets:	4 of

Project No./Code

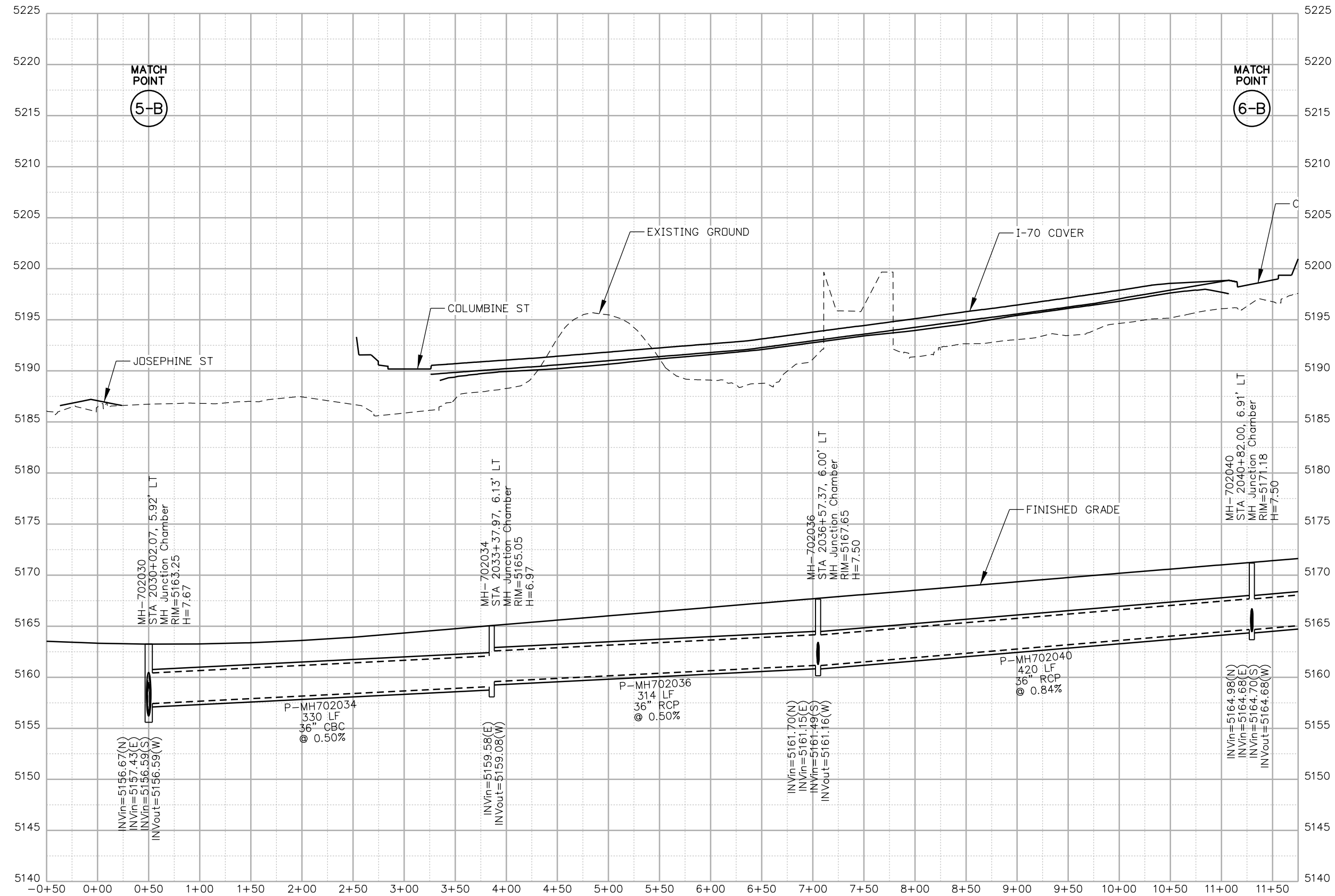
FBR 0704-234

19631

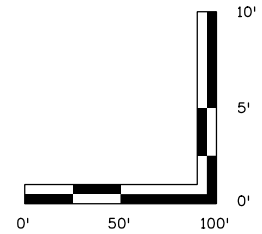
Sheet Number DP-04



ovance 3:14:54 PM p:\p\APP\MA001\NorthCentral\dmaha\Documents\424981\WKTG00000083066\6_0_CAD_BIM\6.2_Work_In_Progress\6.2.6_Hydraulics\Drawings\19631HYDR_Prof_DP-05.dgn



NOTES:
 1. ALL DRAINAGE CALCULATIONS MODELED WITH REINFORCED CONCRETE PIPE UNLESS NOTED OTHERWISE.



Print Date: 5/24/2017

File Name: 19631HYDR_Prof_DP-05.dgn

Scale: 1:100

0000

Sheet Revisions

Date:	Comments	Init.

Colorado Department of Transportation



2000 South Holly Street
 Denver, CO 80222
 Phone: 303-757-9295 FAX: 303-757-9963

Region 1

JKE

As Constructed

No Revisions:

Revised:

Void:

**I-70 DRAINAGE PROFILE
 OUTFALL: PUMP STA. (4 OF 7)**

Designer:	J.HOLLON	Structure Numbers:	
Detailer:	A.VANCE	Subset Sheets:	5 of

Project No./Code

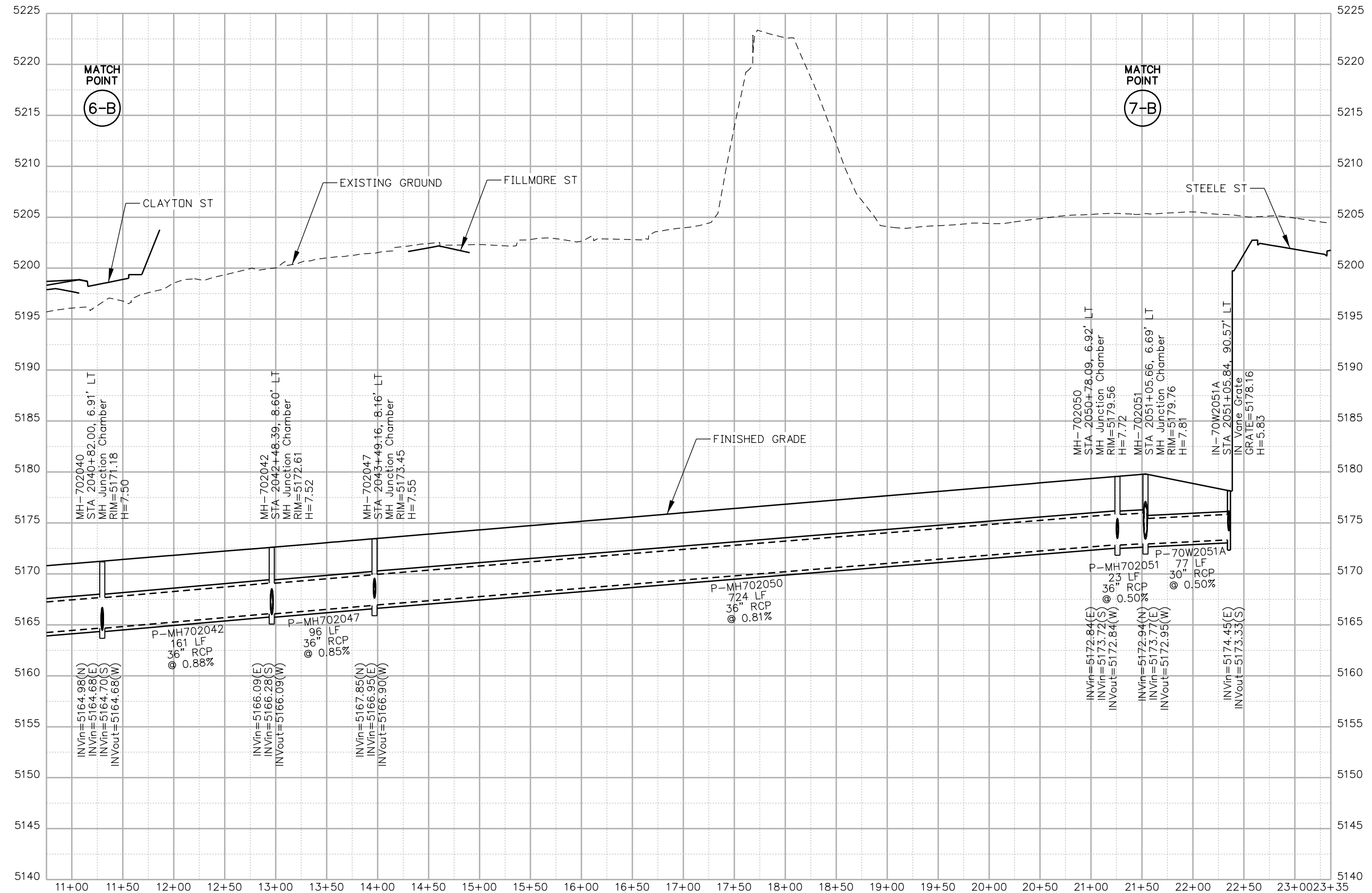
FBR 0704-234

19631

Sheet Number **DP-05**

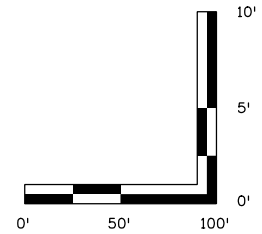


ovince 3:15:04 PM p:\NWAPP\MA001\NorthCentral\dmaha\Documents\424981\MKTG00000803066\6_0_CAD_BIM\6.2_6_Hydraulics\Drawings\19631HYDR_Prof_DP-06.dgn



NOTES:

- ALL DRAINAGE CALCULATIONS MODELED WITH REINFORCED CONCRETE PIPE UNLESS NOTED OTHERWISE.



Print Date: 5/24/2017

File Name: 19631HYDR_Prof_DP-06.dgn

Scale: 1:100



Sheet Revisions		
Date:	Comments	Init.

Colorado Department of Transportation

 2000 South Holly Street
 Denver, CO 80222
 Phone: 303-757-9295 FAX: 303-757-9963
Region 1 **JKE**

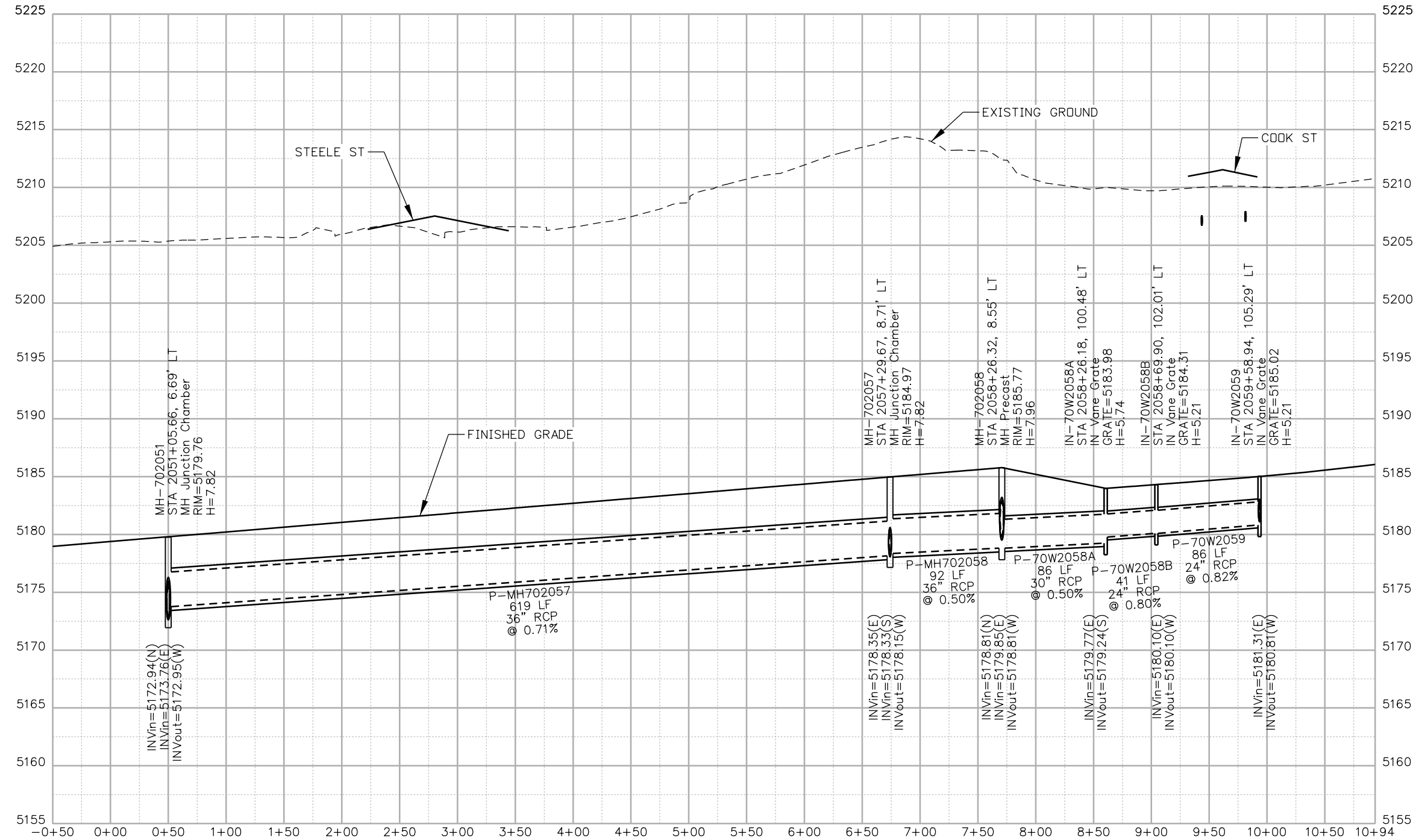
As Constructed
No Revisions:
Revised:
Void:

I-70 DRAINAGE PROFILE	
OUTFALL: PUMP STA. (5 OF 7)	
Designer: J.HOLLON	Structure Numbers
Detailer: A.VANCE	
Sheet Subset: DRAINAGE	Subset Sheets: 6 of

Project No./Code
FBR 0704-234
19631
Sheet Number DP-06

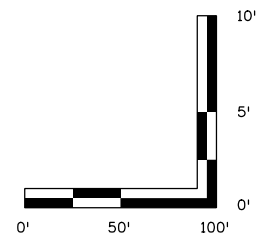
MATCH POINT
7-B

MATCH POINT
8-B



NOTES:

- ALL DRAINAGE CALCULATIONS MODELED WITH REINFORCED CONCRETE PIPE UNLESS NOTED OTHERWISE.



Print Date: 5/24/2017

File Name: 19631HYDR_Prof_DP-07.dgn

Scale: 1:100

Sheet Revisions

Date:	Comments	Init.

Colorado Department of Transportation



2000 South Holly Street
Denver, CO 80222
Phone: 303-757-9295 FAX: 303-757-9963

Region 1

JKE

As Constructed

No Revisions:

Revised:

Void:

**I-70
DRAINAGE PROFILE
OUTFALL: PUMP STA. (6 OF 7)**

Designer:	J.HOLLON	Structure Numbers	
Detailer:	A.VANCE		
Sheet Subset:	DRAINAGE	Subset Sheets:	7 of 7

Project No./Code

FBR 0704-234

19631

Sheet Number DP-07

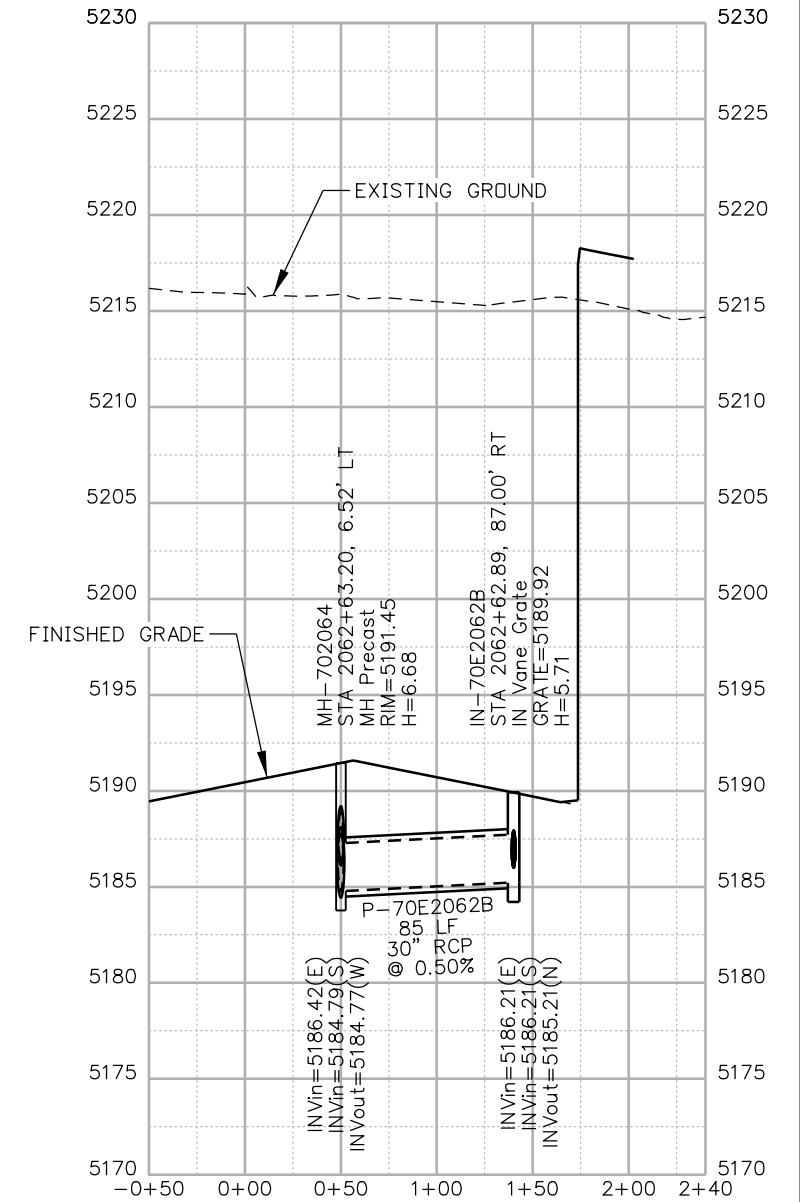
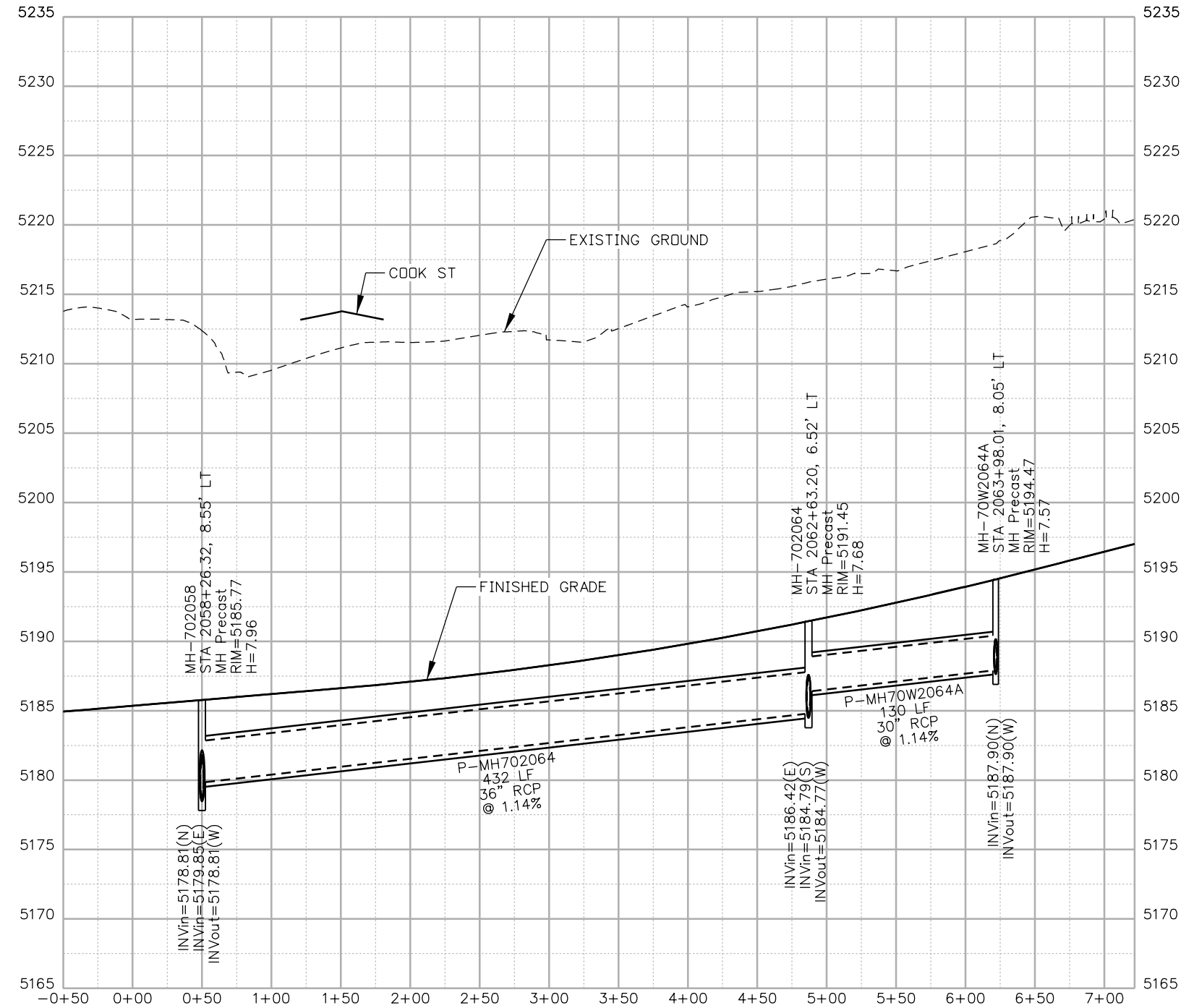
5280 Connectors
Linking I-70 Communities

ovince 3:15:19 PM pw:\P\WAPPD\MA001\NorthCentral_Dmaha\Documents\424981\MKTG0000083066\6.0_CAD_BIM\6.2_Work_In_Progress\6.2.6_Hydraulics\Drawings\19631HYDR_Prof_DP-08.dgn

MATCH POINT
8-B

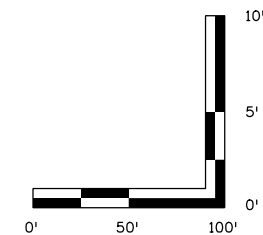
MATCH POINT
9-B

MATCH POINT
9-B



NOTES:

- ALL DRAINAGE CALCULATIONS MODELED WITH REINFORCED CONCRETE PIPE UNLESS NOTED OTHERWISE.



Print Date: 5/24/2017

File Name: 19631HYDR_Prof_DP-08.dgn

Scale: 1:100

Sheet Revisions

Date:	Comments	Init.

Colorado Department of Transportation



2000 South Holly Street
Denver, CO 80222
Phone: 303-757-9295 FAX: 303-757-9963

Region 1

JKE

As Constructed

No Revisions:

Revised:

Void:

**I-70
DRAINAGE PROFILE
OUTFALL: PUMP STA. (7 OF 7)**

Designer:	J.HOLLON	Structure Numbers	
Detailer:	A.VANCE		
Sheet Subset:	DRAINAGE	Subset Sheets:	8 of

Project No./Code

FBR 0704-234

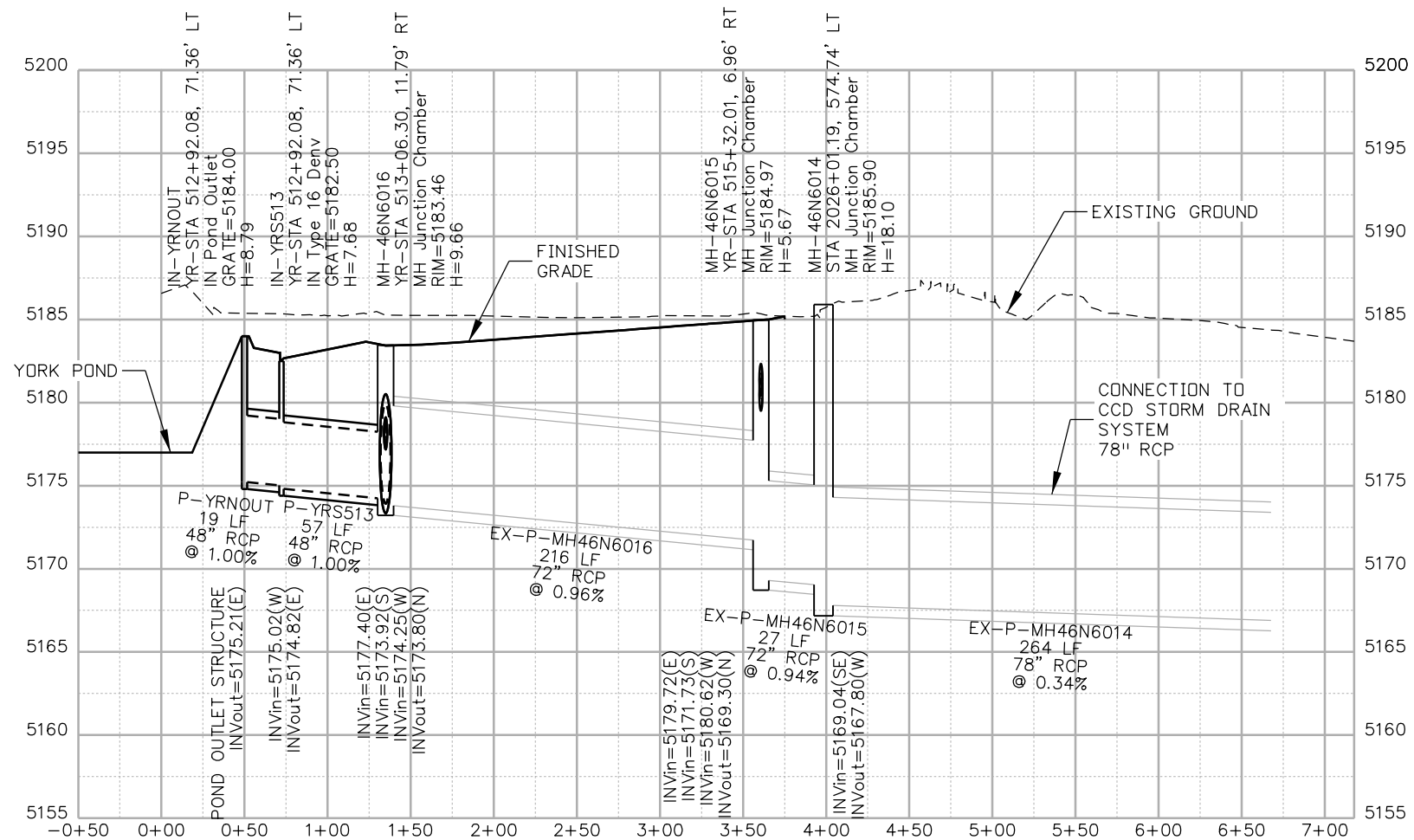
19631

Sheet Number **DP-08**



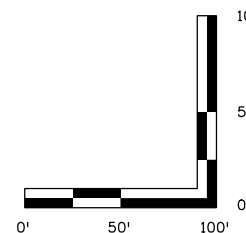
ovance 3:15:26 PM pwr\pwwapp001\NorthCentral_Denver\Documents\424981\MKTG0000083066\6.0_CAD_BIM\6.2_Work\In_Progress\6.2.6_Hydraulics\Drawings\19631HYDR_Prof_DP_09.dgn

MATCH POINT
1-C



NOTES:

- ALL DRAINAGE CALCULATIONS MODELED WITH REINFORCED CONCRETE PIPE UNLESS NOTED OTHERWISE.



Print Date: 5/24/2017

File Name: 19631HYDR_Prof_DP_09.dgn

Scale: 1:100

Sheet Revisions

Date:	Comments	Init.

Colorado Department of Transportation



2000 South Holly Street
Denver, CO 80222
Phone: 303-757-9295 FAX: 303-757-9963

Region 1

JKE

As Constructed

No Revisions:

Revised:

Void:

**I-70
DRAINAGE PROFILE
OUTFALL: E 47TH AVE (1 OF 3)**

Designer: J.HOLLON

Detailer: A.VANCE

Sheet Subset: DRAINAGE

Structure Numbers

Subset Sheets: 9 of

Project No./Code

FBR 0704-234

19631

Sheet Number DP-09

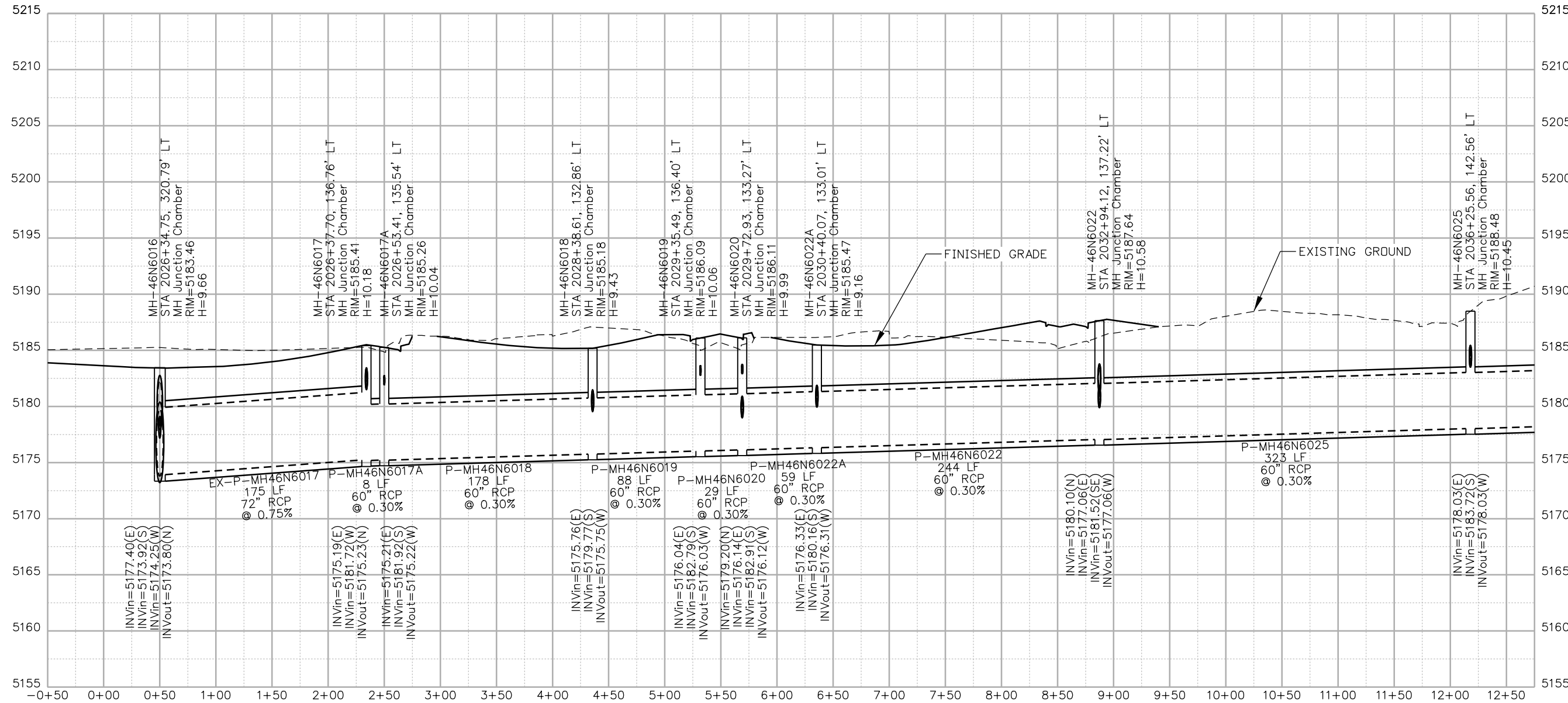


MATCH POINT

1-C

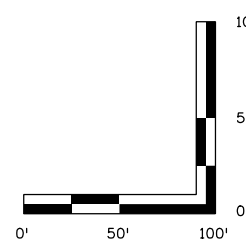
MATCH POINT

2-C



NOTES:

- ALL DRAINAGE CALCULATIONS MODELED WITH REINFORCED CONCRETE PIPE UNLESS NOTED OTHERWISE.



Print Date: 5/24/2017		Sheet Revisions		Colorado Department of Transportation		As Constructed		I-70 DRAINAGE PROFILE OUTFALL: E 47TH AVE (2 OF 3)		Project No./Code		
File Name: 19631HYDR_Prof_DP-10.dgn		Date:	Comments	Init.	2000 South Holly Street Denver, CO 80222 Phone: 303-757-9295 FAX: 303-757-9963 Region 1	No Revisions:	Revised:	Void:	Designer: J.HOLLON	Structure Numbers:	FBR 0704-234	
Scale: 1:100										Detailer: A.VANCE		19631
										Sheet Subset: DRAINAGE	Subset Sheets: 10 of	Sheet Number DP-10

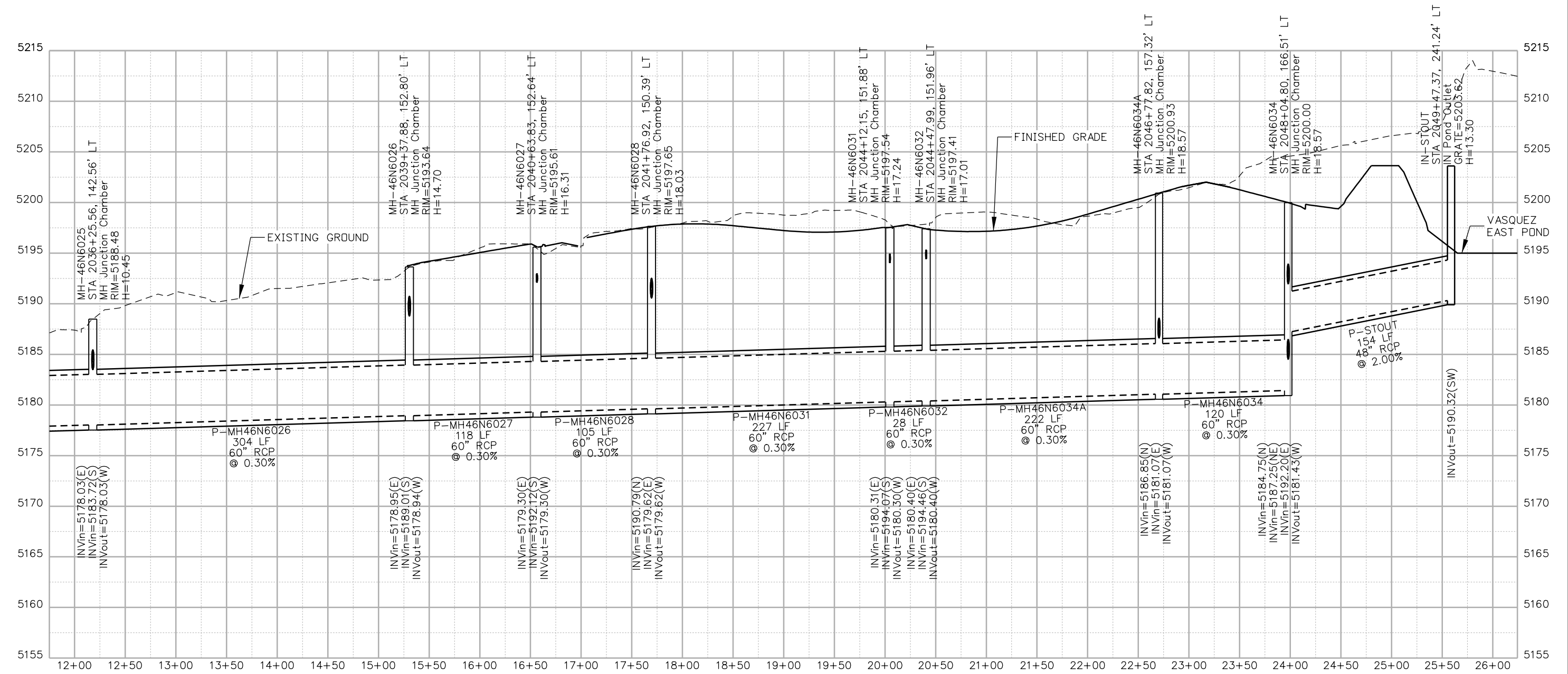
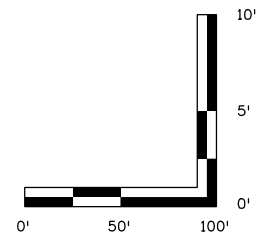
ovince 3:15:33 PM pwr:\PWP\04001\NorthCentral\Omaha\Documents\424981\MKTG0000083066\6_0_CAD_BIM\6.2_Work_In_Progress\6.2.6_Hydraulics\Drawings\19631HYDR_Prof_DP-10.dgn

MATCH POINT

2-C

NOTES:

- ALL DRAINAGE CALCULATIONS MODELED WITH REINFORCED CONCRETE PIPE UNLESS NOTED OTHERWISE.



Print Date: 5/24/2017	Sheet Revisions			<p>Colorado Department of Transportation 2000 South Holly Street Denver, CO 80222 Phone: 303-757-9295 FAX: 303-757-9963</p>	As Constructed		I-70 DRAINAGE PROFILE		Project No./Code		
File Name: 19631HYDR_Prof_DP-11.dgn	Date:	Comments	Init.		No Revisions:	OUTFALL: E 47TH AVE (3 OF 3)		FBR 0704-234		19631	
Scale: 1:100				<p>Region 1 JKE</p>	Revised:	Designer: J.HOLLON	Structure Numbers:	19631		Sheet Number DP-11	
5280 Connectors Linking I-70 Communities					Void:	Detailer: A.VANCE	Subset Sheets: 11 of				

ovance 3:15:39 PM pwr:\pwwp0001\NorthCentral\Omaha\Documents\424981\MKTG0000083066\6.0_CAD_BIM\6.2_Work_In_Progress\6.2.6_Hydraulics\Drawings\19631HYDR_Prof_DP-11.dgn



1700 Lincoln Street, Suite 300
Denver, CO 80203

www.5280Connectors.com

